

---

Japanese-American Research Project (JARP):  
A Three-Generation Study, 1890–1966

---

Issei Questionnaire

Gene N. Levine

ICPSR 8450



JAPANESE-AMERICAN RESEARCH PROJECT (JARP):  
A THREE-GENERATION STUDY, 1890-1966

(ICPSR 8450)

Issei Questionnaire

Principal Investigator

Gene N. Levine  
University of California, Los Angeles  
Institute for Social Science Research

Second ICPSR Version  
October 1997

Inter-university Consortium for  
Political and Social Research  
P.O. Box 1248  
Ann Arbor, Michigan 48106



## BIBLIOGRAPHIC CITATION

Publications based on ICPSR data collections should acknowledge those sources by means of bibliographic citations. To ensure that such source attributions are captured for social science bibliographic utilities, citations must appear in footnotes or in the reference section of publications. The bibliographic citation for this data collection is:

Levine, Gene N. JAPANESE-AMERICAN RESEARCH PROJECT (JARP): A THREE-GENERATION STUDY, 1890-1966 [Computer file]. 2nd ICPSR version. Los Angeles, CA: University of California, Institute for Social Science Research/Chicago, IL: National Opinion Research Center [producers], 1985. Ann Arbor, MI: Inter-university Consortium for Political and Social Research [distributor], 1997.

## REQUEST FOR INFORMATION ON USE OF ICPSR RESOURCES

To provide funding agencies with essential information about use of archival resources and to facilitate the exchange of information about ICPSR participants' research activities, users of ICPSR data are requested to send to ICPSR bibliographic citations for each completed manuscript or thesis abstract. Please indicate in a cover letter which data were used.

## DATA DISCLAIMER

The original collector of the data, ICPSR, and the relevant funding agency bear no responsibility for uses of this collection or for interpretations or inferences based upon such uses.



## DATA COLLECTION DESCRIPTION

Gene N. Levine

JAPANESE-AMERICAN RESEARCH PROJECT (JARP): A THREE-GENERATION STUDY, 1890-1966 (ICPSR 8450)

**SUMMARY:** This data collection is a sociohistorical study of the ways in which three generations (Issei, Nisei, and Sansei) of Japanese-American families adapted to social, cultural, educational, occupational, and other institutions of American life. The study examines the experience of the first immigrants to the United States (Issei), and their children (Nisei) and grandchildren (Sansei). Interviews with Issei families stressed the difficulties faced by the immigrants during their early years in the United States, as well as aspects of social and cultural life. Interviews with Nisei included questions on employment, attitudes toward work, income, education, marriage, social relationships, discrimination, and religion. Topics covered in Sansei interviews included birth order, age, marital status, children, social relationships, occupation, industry, income, education, Japanese value systems, marital choices, influence of parents and grandparents, discrimination, religion, political attitudes, and migration.

**UNIVERSE:** The Issei sample was chosen from a project listing 18,000 Issei who survived until 1962 and lived on the United States mainland.

**SAMPLING:** Each generation in this study is a representative nationwide mainland United States sample. The Issei sample was chosen from a project listing 18,000 Issei who survived until 1962 and lived on the United States mainland. It is stratified by county and is designed to achieve equal representation of those living in neighborhoods of six different levels of housing quality. The sample is further stratified to represent the density of the population of the Japanese-American community within each county. Nisei and Sansei respondents were obtained by requesting the names and addresses of children and grandchildren from the parents.

**NOTE:** (1) For reasons of confidentiality, the third column (city, county) of all location codes in all three files was blanked with zeros. The first two columns (section, state) of the affected 19 variables remain intact. (2) The codebook and questionnaires are provided as Portable Document Format (PDF) files. The PDF file format was developed by Adobe Systems Incorporated and can be accessed using the Adobe Acrobat Reader. Information on how to obtain a copy of the Acrobat Reader is provided through the ICPSR Website on the Internet.

EXTENT OF COLLECTION: 3 data files + machine-readable documentation (PDF) + SPSS data definition statements + data collection instruments (PDF)

EXTENT OF PROCESSING: MDATA.ICPSR/ SCAN/ REFORM.DOC

DATA FORMAT: Card Image with SPSS data definition statements

Part 1: Issei File  
File Structure: rectangular  
Cases: 1,047  
Variables: 406  
Record Length: 80  
Records Per Case: 9

Part 2: Nisei File  
File Structure: rectangular  
Cases: 2,304  
Variables: 338  
Record Length: 80  
Records Per Case: 9

Part 3: Sansei File  
File Structure: rectangular  
Cases: 802  
Variables: 314  
Record Length: 80  
Records Per Case: 7

Part 4: Codebook for All  
Parts (PDF)  
Record Length: 80

RELATED PUBLICATIONS:

Bonacich, Edna, and John Modell. THE ECONOMIC BASIS OF ETHNIC SOLIDARITY: SMALL BUSINESS IN THE JAPANESE AMERICAN COMMUNITY. Berkeley, CA: University of California Press, 1980.

Ichioka, Yuji, et al. A BURIED PAST: AN ANNOTATED BIBLIOGRAPHY OF THE JAPANESE AMERICAN RESEARCH PROJECT. Berkeley, CA: University of California Press, 1974.

Levine, Gene N., and Colbert Rhodes. THE JAPANESE AMERICAN COMMUNITY: A THREE-GENERATION STUDY. New York, NY: Praeger, 1981.

ISSEI SURVEY INTERVIEW  
INTERVIEWER'S REPORT

Interviewer \_\_\_\_\_

Name of Respondent \_\_\_\_\_ Interviewer Number \_\_\_\_\_

Address \_\_\_\_\_ Sample Number \_\_\_\_\_

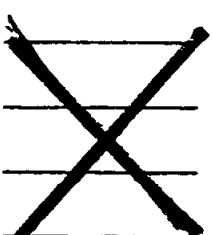
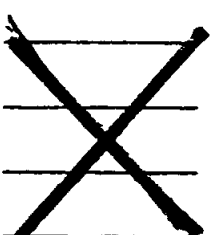
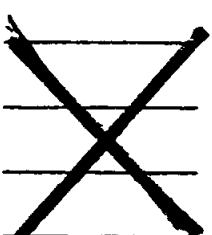
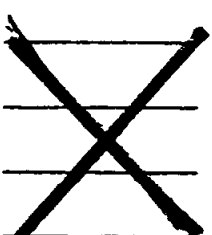
City \_\_\_\_\_ Zone \_\_\_\_\_ State \_\_\_\_\_

INTERVIEWER: PLEASE RECORD DATE AND TIME OF EACH INTERVIEW WITH RESPONDENT.

Dates of Interviews	Time Started	Time Ended
1.		
2.		
3.		
4.		

Total Length of  
Time of Interview  
\_\_\_\_\_

1. Who were present at the interviews (besides the interviewer)?  
RECORD FOR EACH VISIT.

	<del>No</del> Present	Their Relationships to Respondent
a. 1st Interview:		_____
b. 2nd Interview:		_____
c. 3rd Interview:		_____
d. 4th Interview:		_____

2. Will the respondent donate his (her) documents to the UCLA Library?

Yes ; No  IF YES, PLEASE SPECIFY NATURE OF DOCUMENTS \_\_\_\_\_

3. INTERVIEWER: How proficient is the Respondent in spoken English? CHECK ONE.

Fluent  Hesitant  Broken  No English at all

4. INTERVIEWER: PLEASE RECORD ANY EXPERIENCE WITH THE RESPONDENT IMPORTANT TO THE HISTORY PROJECT WHICH WAS NOT BROUGHT OUT IN THE QUESTIONS, ESPECIALLY REGARDING ASSIMILATION.

- ~~5. INTERVIEWER: SHOULD THE RESPONDENT BE INTERVIEWED FURTHER UNDER THE ORAL HISTORY PROGRAM BECAUSE OF VERY INTERESTING BACKGROUND, KNOWLEDGE, OR EXPERIENCE? Yes ; No  PLEASE EXPLAIN \_\_\_\_\_~~

Interview Number \_\_\_\_\_

## SCHEDULE A

## INTRODUCTION

INTERVIEWER WILL INTERVIEW THE HEAD OF THE ISSEI FAMILY (MALE OR FEMALE WHO CONSIDERS HIMSELF OR HERSELF AS THE HEAD OF THE ISSEI FAMILY, WHETHER OR NOT LIVING WITH NISEI) OR ANY INDIVIDUAL ISSEI WITHOUT ISSEI RELATIVES IN THE SAME HOUSEHOLD.

A 1. Sex of the Respondent: Male ; Female

A 2. Do you consider yourself an Issei? Yes ; No

A 2a. Why is that? \_\_\_\_\_

A 3. What year did you first come to the United States? \_\_\_\_\_

A 4. What is your age? \_\_\_\_\_

A 5. Who lives with you (Household composition)? (SPECIFY) \_\_\_\_\_

A 6. Have you ever been married? Yes ; No  (If no, skip to A 13)

IF YES: A 6a. How many times \_\_\_\_\_

A 6b. May I ask you some questions about your wife (husband)?

A 7. When were you married? (Year)	A 8. In what country was your wife (husband) born?	A 9. What year did your wife (husband) come to America?	A 10. If American born, from what nationality were your wife's (husband's) people descended?	A. 11. Are you still married?	A 12. How was the marriage terminated? (SPECIFY)
1st marriage	a.			Yes <input type="checkbox"/> No <input type="checkbox"/>	
2nd marriage	b.			Yes <input type="checkbox"/> No <input type="checkbox"/>	
3rd marriage	c.			Yes <input type="checkbox"/> No <input type="checkbox"/>	
4th marriage	d.			Yes <input type="checkbox"/> No <input type="checkbox"/>	

(INTERVIEWER: IF RESPONDENT EVER MARRIED, GO TO "NOTE TO INTERVIEWER")

A 13. IF NEVER MARRIED: Would you mind telling me the most important reason(s) why you never married? \_\_\_\_\_

\_\_\_\_\_

A 13a. Did any members of your family worry about your not marrying?

Yes ; No  (If no, skip to Q. A 13e)

IF YES: A 13b. What relatives (SPECIFY) \_\_\_\_\_

A 13c. What particular things worried them? \_\_\_\_\_

A 13d. What did they do about this? \_\_\_\_\_

\_\_\_\_\_

~~A 13e. As you look back on your life, what advantages did you gain by not marrying?~~

\_\_\_\_\_

~~A 13f. As you look back on life, do you think you would have gained anything by not marrying?~~

\_\_\_\_\_

~~A 13g. If you had a family, would you bring them to America?~~

\_\_\_\_\_

NOTE TO INTERVIEWER: IF THE RESPONDENT IS SINGLE AND ARRIVED IN THIS COUNTRY AFTER JULY 1, 1924, OR IF THE RESPONDENT IS OR HAS BEEN MARRIED AND THE RESPONDENT AND ALL MARRIAGE PARTNERS ARRIVED AFTER JULY 1, 1924, REPORT TO THE DIRECTOR AND SELECT AN ALTERNATE. (SEE QUESTIONS A 2 AND A 3 TO A 10 ABOVE.)

IF THE RESPONDENT ARRIVED AFTER JULY 1, 1924, BUT AT LEAST ONE JAPANESE SPOUSE ARRIVED BEFORE JULY 1, 1924, ASK THE FOLLOWING QUESTION FOR EACH SPOUSE WHO ARRIVED BEFORE 1924:

A14. Is your wife (husband) living? Yes ; No

IF YES: A 14a. Where? City \_\_\_\_\_ State \_\_\_\_\_

IF IN SAME AREA: A 14b. Do you think it will be possible for me to continue this interview with her (him)?

Yes  IF YES, AND FEASIBLE, CONTACT SPOUSE AND ARRANGE FOR INTERVIEW.

No  INTERVIEWER: IF NO OR NOT FEASIBLE, I.E., FROM STANDPOINT OF RESIDENCE, REPORT TO DIRECTOR AND SELECT AN ALTERNATE.

INTERVIEWER: ABOVE ALL, KINDLY EXPLAIN TO THE RESPONDENT THAT WE ARE CONCERNED WITH THE ISSEI WHO ARRIVED IN THE UNITED STATES BEFORE JULY 1, 1924. PLEASE EXPRESS YOUR THANKS FOR ANY INFORMATION GIVEN TO YOU.



B 3a. Wife's (husband's) father: Respondent never married   
 (INTERVIEWER: THIS REFERS ONLY TO FIRST WIFE (HUSBAND) )

Occupation \_\_\_\_\_

Industry \_\_\_\_\_

B 4. What were your last important jobs before leaving Japan? (What were your wife's (husband's) last important jobs before leaving Japan?) INTERVIEWER: BEWARE OF MISLEADING LABELS. PLEASE DESCRIBE OCCUPATION AND WHAT THEY DID ACCURATELY.

Respondent: Occupations \_\_\_\_\_

Industries \_\_\_\_\_

B 4a. Wife (husband): Respondent never married

Occupations \_\_\_\_\_

Industries \_\_\_\_\_

INTERVIEWER: IF FIRST WIFE (HUSBAND) IS NON-ISSEI, STATE PRINCIPAL OCCUPATION BEFORE MARRIAGE.

B 5. INTERVIEWER: PRESENT JAPAN EDUCATION CARD. How many years of schooling did you complete in Japan? What kinds of schools, agriculture, commercial, sewing? How many years of schooling did your wife (husband) complete in Japan?

	Number of Years	Kinds or Types of Schools
Respondent	B 5a. _____	B 5b. _____
First wife (Husband)	B 5c. _____	B 5d. _____

(INTERVIEWER: AFTER COMPLETING B 1 THROUGH B 5 FOR RESPONDENT, REPEAT THE QUESTIONS FOR THE FIRST WIFE (HUSBAND) ).

B 6. Do you remember the shushin classes in Japan? Yes  ; No   
 (DO NOT SHOW YELLOW CARD UNTIL YOU ASK Q. B 6b.)

IF YES: B 6a. What were the most important things you learned from shushin classes? \_\_\_\_\_

\_\_\_\_\_

\_\_\_\_\_

B 6b. (INTERVIEWER: PRESENT SHUSHIN--YELLOW--CARD.) How important are each of these to you? (INDICATE: VI=Very important; I=Important; N=Not important)

1. \_\_\_\_\_ 2. \_\_\_\_\_ 3. \_\_\_\_\_ 4. \_\_\_\_\_ 5. \_\_\_\_\_ 6a. \_\_\_\_\_

6b. \_\_\_\_\_ 6c. \_\_\_\_\_ 6d. \_\_\_\_\_ 6e. \_\_\_\_\_ 6f. \_\_\_\_\_ 7. \_\_\_\_\_

B 6c. Please rank them in order of their importance to you:

1st \_\_\_\_\_ 2nd \_\_\_\_\_ 3rd \_\_\_\_\_  
4th \_\_\_\_\_ 5th \_\_\_\_\_ 6th \_\_\_\_\_

B 7. Before you decided to come to America, did you think of settling in some other country--Korea, Manchuria, Brazil, or some other place?  
Yes ; No  (If no, skip to Q. B 8.)

IF YES: B 7a. What countries were they? (SPECIFY) \_\_\_\_\_

B 7b. Did you go there? Yes ; No

~~B 7c. Why (why not)?~~ \_\_\_\_\_

B 8. Considering all these things, what was the most important reason you came to America? \_\_\_\_\_

B 9. Did anybody in family or others offer you any help, incentive, or emotional support in your decision to come to America?  
Yes ; No  (If no, skip to Q. B 10)

~~IF YES: B 9a. Which family members or others?~~ \_\_\_\_\_

B 9b. ~~Please tell me about it.~~ \_\_\_\_\_

~~B 10. Did anybody in family or others offer your first wife (husband) any help, incentive, or emotional support in her (his) decision to come to America?~~

~~Yes ; No  (If no, skip to Q. B 11)~~

~~IF YES: B 10a. Which family members or others?~~ \_\_\_\_\_

~~B 10b. Please tell me about it.~~ \_\_\_\_\_

B 11. Did anybody in family or others object to your coming to America?  
Yes  ; No  (If no, skip to Q. B 12)

~~IF YES, B 11a. Which family members or others?~~

~~B 11b. Can you tell me about the objections?~~

~~B 11c. How did you handle these objections?~~

~~B 12. Please try to recall your most vivid feelings when you finally decided to leave Japan. At that time, were you glad about going to America?  
Yes  ; No~~

~~B 12a. At that time, were you sad about leaving Japan? Yes  ; No~~

~~IF YES TO BOTH B 12 AND B 12a.~~

~~B 12b. Which was the stronger feeling?~~

~~B 12c. FOR BOTH YES AND NO. What were the main reasons for feeling this way?~~

B 13. What was your last place of residence before you left Japan?  
Ken \_\_\_\_\_, Gun or Shi \_\_\_\_\_,  
Mura or Machi \_\_\_\_\_.

B 14. How was your trip to the United States financed? \_\_\_\_\_

~~B 14a. How was your wife's (husband's) trip to America financed?~~

IF NEVER MARRIED OR WIFE (HUSBAND) IS NON-ISSEI, B 14a IS NOT APPLICABLE

B 15. Did you come directly to the United States or did you stop for a month or longer in Hawaii, Mexico, Canada, or some other place?  
Direct  ; Other (SPECIFY) \_\_\_\_\_  
(If direct, skip to Q. B 16)  
~~IF OTHER, B 15a. B 15b. Did you go there first?~~

B 15b. How long did you stay there? Years \_\_\_\_\_ Months \_\_\_\_\_

~~B 15a. What prompted you to leave? \_\_\_\_\_  
\_\_\_\_\_  
\_\_\_\_\_~~

~~B 16. Where did you enter the United States? City \_\_\_\_\_ State \_\_\_\_\_  
If JAPAN BORN, B 16. Where did your first wife (husband) enter  
America? City \_\_\_\_\_ State \_\_\_\_\_~~

~~B 17. Did you settle in the place where you entered America? Yes  No~~

~~B 17. How long did you stay in that place? \_\_\_\_\_  
\_\_\_\_\_~~

B 18. When you first came to America, did you intend to stay permanently?  
Yes  ; No

B 18a. Why (why not)? \_\_\_\_\_  
\_\_\_\_\_

B 19. What were your major difficulties when you first arrived in America?  
(INTERVIEWER: PROBE FOR SPECIFIC DIFFICULTIES, BARRIERS, OR THINGS  
THAT SHOCKED THE RESPONDENT. RECORD BELOW.)

~~B 19a. Are they still as difficult or not? (RECORD BELOW)~~

~~(CHECK PROPER COLUMN)~~

B 19. Initial Difficulties	<del>Still as difficult</del>	<del>no longer as difficult</del>

B 19b. INTERVIEWER: PRESENT YELLOW ISSEI DIFFICULTIES CARD. Here are some  
difficulties several Issei told us they faced on first arrival in  
America. Were any of these difficulties among those you faced?  
(LIST HERE ONE OR MORE IN NUMBERS) \_\_\_\_\_  
\_\_\_\_\_

B 19c. Which ones still create difficulties for you? \_\_\_\_\_  
\_\_\_\_\_

~~B 19d. How long do you expect these continued difficulties? (INTERVIEWER:  
PROBE FOR RESISTANCE) \_\_\_\_\_  
\_\_\_\_\_  
\_\_\_\_\_~~

~~B 10. If you have any relatives in America before your arrival, list them below.~~

B 20. Did you have any relatives in America before your arrival?

Yes:  No:  (If no, skip to Q. B 20b)

IF YES: B 20a. What relatives did you have in America before you came?  
(RECORD IN TABLE BELOW)

~~B 20b. Did your wife (husband) have any relatives in America before her (his) arrival?~~

~~Yes:  No:  Not applicable:~~

~~IF YES: B 20c. What relatives did your wife (husband) have in America before she (he) came? (RECORD BELOW)~~

Relatives	Respondent <del>Print name</del> (husband)	
Relationship (M-mother; F-father; C-cousin; GM-grandmother; GF-grandfather; U-uncle; A-aunt; Ne-nephew; Ni-niece, B-brother; S-sister; other-specify)	B 20a.	B 20c.
B-21. Did any of them help you or your wife (husband) when you first arrived? (ENTER ABOVE SYMBOLS OR "NONE")	B 21.	B 21a.

B 22. Did you have any friends in America before your arrival?

Yes  ; No  (If no, skip to Q. B 22c)

IF YES. B 22a. How many? (INTERVIEWER RECORD BELOW)

~~B 22c. Did your wife (husband) have any friends in America before his (her) arrival? Yes  ; No  ; Not applicable~~

~~IF YES, B 22d. How many? (RECORD BELOW)~~

Friends	Respondent	<del>First wife (husband)</del>
Number and ethnicity (Japanese, <u>hakujin</u> , others - specify)	B 22a. Number _____ <del>B 22b. Ethnicity _____</del>	<del>B 22d. Number _____ B 22e. Ethnicity _____</del>
B 23. Did any of them help you or your wife (husband) when you first arrived? B 23a. How many? B 23b. Which ones helped? (Japanese, <u>hakujin</u> , or what?)	B 23. No help <input type="checkbox"/> <del>B 23a. Number who helped _____</del> <del>B 23b. Ethnicity _____</del>	<del>B 23c. No help <input type="checkbox"/> B 23d. Number who helped _____ B 23e. Ethnicity _____</del>

B 24. Did any agencies or organizations, such as churches or immigration companies, help you to get settled?

Yes  ; No  (If no, skip to Q. B 25)

IF YES: B 24a. What were these agencies? Can you give me their names?

B 24b. How did they help you get settled? (RECORD BELOW)

B 24a. Agencies	B 24b. Nature of Assistance

~~B 25. What was the most important assistance you received when you first arrived?~~

\_\_\_\_\_

\_\_\_\_\_

\_\_\_\_\_

\_\_\_\_\_

\_\_\_\_\_

~~B 25. In what respects was this assistance the most important?~~

-----

-----

-----

B 26. (INTERVIEWER: PRESENT AMERICAN EDUCATION CARD.) During these early years in America, did you attend any of these schools in this country?  
 Yes  ; No  (If no, skip to Q. B 26c)

IF YES: B 26a. Which schools did you attend? (ENTER BELOW)

B 26b. How long did you attend these schools? (RECORD BELOW)

B 26c. During these years, did your wife (husband) attend any of these schools in this country?

Yes  ; No  ; Never married

IF YES: B 26d. Which schools did she (he) attend? (RECORD BELOW)

B 26e. How long did she (he) attend these schools? (RECORD BELOW)

	School Code	Months and Years Attended	
Respondent	B 26a. School Code _____	B 26b. Years _____	Months _____
	School Code _____	Years _____	Months _____
	School Code _____	Years _____	Months _____
	School Code _____	Years _____	Months _____
First wife (Husband)	B 26d. School Code _____	B 26e. Years _____	Months _____
	School Code _____	Years _____	Months _____
	School Code _____	Years _____	Months _____

B 27. Have you ever maintained contacts with relatives or friends in Japan?  
 Yes  ; No  (If no, skip to Q. B 27c)

IF YES: B 27a. Who were they? (RECORD BELOW)  
 B 27b. What was the last year of contact with each one?  
 (RECORD BELOW)

B 27c. Has your wife (husband) ever maintained contacts with relative or friends in Japan? Yes  ; No  ; Never married

INTERVIEWER: FOR MULTIPLE MARRIAGE, QUESTIONS REFER PRIMARILY TO FIRST SPOUSE, UNLESS SHE (HE) DIED VERY EARLY AFTER ARRIVAL, IN WHICH CASE QUESTIONS CONCERN SECOND SPOUSE.

~~IF YES: B 27a. Who were they? (RECORD BELOW)~~  
~~B 27b. What was the last year of contact with each one? (RECORD BELOW)~~

Contacts Contacts	Respondent		First Wife (Husband)	
	B 27a. Contact	B 27b. Latest Year	B 27a. Contact	B 27b. Latest Year
Relatives (ENTER: GI-grandmother; GF-grandfather; M-mother; F-father; B-brother; S-sister; Ni-niece; Ne-nephew; C-cousin; Other - specify)	_____	_____	X	_____
	_____	_____		_____
	_____	_____		_____
	_____	_____		_____
	_____	_____		_____
	_____	_____		_____
	_____	_____		_____
	_____	_____		_____
	_____	_____		_____
	_____	_____		_____
Friends	_____	_____	_____	_____

~~B 27d. What are the principal reasons for these contacts?  
 (INTERVIEWER: PROBE FOR AFFECTION, VERBA, DUES, GI MONEY,  
 PROVIDING FINANCIAL SUPPORT TO PARENTS IN JAPAN, GI,  
 GRT, ETC.) RECORD UNDER 27c.)~~

~~B 27e. Respondent relatives.~~

~~B 27f. Respondent friends.~~

~~B 27g. Wife (husband) relatives.~~

B 27j. Wife (husband)-friends.

B 20. ~~How do you keep in touch with them? (CHECK AS MANY AS APPLICABLE)~~  
~~Letters  Packages  Money  Visits~~   
~~Others (SPECIFY) \_\_\_\_\_~~

B 28a. How do you keep in touch with them? (CHECK AS MANY AS APPLICABLE)  
Letters  Packages  Money  Visits   
Others (SPECIFY) \_\_\_\_\_

B 28b. ~~Which contacts of yours in Japan (husband) have you had since her (his) arrival in the United States? Not applicable~~

B 28c. ~~How does she (he) keep in touch with them? (CHECK AS MANY AS APPLICABLE)~~  
~~Letters  Packages  Money  Visits~~   
~~Others (SPECIFY) \_\_\_\_\_~~

B 28d. ~~Have you been in touch with any relatives or friends in Japan more often since you came to America than before?~~  
Yes  No  (If no, skip to Q. B 28e)

B 28e. ~~Which ones? (SPECIFY)~~

B 28f. ~~How does she (he) account for it?~~

B 28g. ~~Has your wife (husband) been in touch with any relatives or friends in Japan more often since she (he) came to America than before?~~  
Yes  No  (If no, skip to Q. B 28h)

B 28h. ~~Which ones? (SPECIFY)~~

B 28i. ~~How does she (he) account for it?~~

B 28j. ~~Have you any particular explanations for the less frequent contacts which you and your wife (husband) seem to have with other relatives and friends?~~

B 29. Do you or your wife (husband) now have any property (including investments, bank account, land, stocks on Japanese stock exchange) in Japan?

Yes  ; No  (If no, skip to Q. B 30)

IF YES: B 29a. Is it your or your wife's (husband's) property? \_\_\_\_\_

B 29b. What is it? \_\_\_\_\_

B 29c. When was it acquired? \_\_\_\_\_

B 29d. How was it acquired? \_\_\_\_\_

B 30. Did you once have property in Japan that you no longer hold?

Yes  ; No  (If no, skip to Q. B 31)

IF YES: B 30a. What was it? \_\_\_\_\_

B 30b. When did you acquire it? \_\_\_\_\_

B 30c. How did you acquire it? \_\_\_\_\_

B 30d. When did you get rid of it? \_\_\_\_\_

B 30e. Why? \_\_\_\_\_

B 31. Did you ever send money to Japan? Yes  ; No  (If no, skip to next schedule)

IF YES: B 31a. To whom? (SPECIFY RELATIVES, FRIENDS, OR ORGANIZATIONS)

B 31b. Why? \_\_\_\_\_

B 31c. What was the last year you sent money to these persons or organizations? \_\_\_\_\_

## SCHEDULE C

## ECONOMIC HISTORY

Now, I would like to ask about the jobs you or your Issei family head have had in America. (INTERVIEWER: OBTAIN SPECIFIC TITLES OF JOBS AND SPECIFIC DESCRIPTION OF OCCUPATIONS AND EMPLOYERS--ISSEI, HAKUJIN, ETC. INDICATE OCCUPATION OF FEMALE RESPONDENT ONLY IF NECESSARY.)

C 1. Can you tell me about the first job you or the head of your immediate family had in America? What did you (he) do? \_\_\_\_\_

C 1a. Dates From: Month \_\_\_\_\_ Year \_\_\_\_\_ To: Month \_\_\_\_\_ Year \_\_\_\_\_

C 1b. Pay: \$ \_\_\_\_\_ Daily  ; Weekly  ; Monthly  ; Yearly   
(INTERVIEWER: BE SURE TO INDICATE IF PAY WAS PER DAY, WEEK, MONTH, OR YEAR)

C 1c. How was this job secured? (PROBE FOR HELP FROM RELATIVES, KENJIN, OTHER FRIENDS, CONTRACTORS) \_\_\_\_\_

C 1d. Did hakujin help? Yes  ; No  (If no, skip to Q. C 1f)  
IF YES C 1e. In what way? \_\_\_\_\_

C 1f. Why was that job dropped? \_\_\_\_\_

C 2. What was your (his) second job? \_\_\_\_\_

C 2a. Dates From: Month \_\_\_\_\_ Year \_\_\_\_\_ To: Month \_\_\_\_\_ Year \_\_\_\_\_

C 2b. Pay \$ \_\_\_\_\_ Daily  ; Weekly  ; Monthly  ; Yearly   
(INTERVIEWER: BE SURE TO NOTE IF PAY WAS PER DAY, WEEK, MONTH, OR YEAR)

C 2c. How was that job secured? (PROBE FOR HELP FROM RELATIVES, KENJIN, OTHER FRIENDS, CONTRACTORS) \_\_\_\_\_

C 2d. Did hakujin help? Yes  ; No  (If no, skip to Q. C 2f)  
IF YES C 2e. In what way? \_\_\_\_\_

C 2f. Why was that job dropped? \_\_\_\_\_

Let's turn to the other jobs you (the head of your immediate Issei family) had in America. You said your (his) first and second jobs were \_\_\_\_\_ and \_\_\_\_\_. And that you (he) worked at them from \_\_\_\_\_ to \_\_\_\_\_.

C 3. Between \_\_\_\_\_ and \_\_\_\_\_ (INTERVIEWER: MENTION DECADE OF FIRST EMPLOYMENT), what was your (his) principal occupation in that decade? (INTERVIEWER NOTE: PRINCIPAL OCCUPATION IN FIRST DECADE IS NOT NECESSARILY FIRST OR SECOND OCCUPATION. PROCEED TO SUBSEQUENT DECADES, BRINGING OCCUPATIONAL HISTORY UP-TO-DATE. HISTORY IS ENTERED ON THE NEXT PAGE: OBTAIN OCCUPATIONAL HISTORY FOR BOTH RESPONDENT AND SPOUSE. CHECK IN APPROPRIATE PLACE WHETHER RESPONDENT OR SPOUSE IS THE FAMILY HEAD. FOR RESPONDENT OR SPOUSE ONCE (OR STILL) ACTIVELY ENGAGED IN FARMING, BUSINESS, OR PROFESSIONAL SERVICES, OBTAIN FOLLOWING INFORMATION:

FARMING: CROPS, ACREAGE, OWNERSHIP--DID RESPONDENT (HUSBAND) OWN, RENT, SHARE CROP, OR OTHERWISE, AND NUMBER OF EMPLOYEES;

BUSINESS: TYPE, COMMODITIES, OWNERSHIP, AND NUMBER OF EMPLOYEES;

PROFESSIONAL SERVICES: TYPE, SIZE OF PRACTICE, OWNERSHIP (PARTNERSHIP, SELF, OTHERS), AND NUMBER OF EMPLOYEES).

## C 3. Occupational History

Period	Respondent's Principal Occupation - Check if Head of Family <input type="checkbox"/>	Prin. Occ. of First Spouse - Check if Head of Family <input type="checkbox"/>
First Occupation: INTERVIEWER FILL DATES Mo _____ Year _____ to Mo _____ Year _____		
Second Occupation: INTERVIEWER FILL DATES Mo _____ Year _____ to Mo _____ Year _____		
C 3a. Before 1900 (Meiji 32 and earlier)		
C 3b. 1900-1909 (Meiji 33 - 42)		
C 3c. 1910-1919 (WWI) (Meiji 43 - Taisho 8)		
C 3d. 1920-1929 (Twenties) (Taisho 9 - Showa 4)		
C 3e. 1930-1939 (Depression) (Showa 5 - 14)		
C 3f. 1940-1941 (Prewar) (Showa 15 - 16)		
C 3g. 1942-1945 (WWII) (Showa 17 - 20)		
C 3h. 1946-1949 (Postwar) (Showa 21 - 24)		
C 3i. 1950-1959 (Showa 25 - 34)		
C 3j. 1960-1964 (Showa 35 - 39)		

INTERVIEWER: ASK QUESTIONS C 4 AND C 5 ----- IF RESPONDENT OR SPOUSE HAD EVER ENGAGED IN FARMING, BUSINESS, OR PROFESSIONAL PRACTICE.

C 4. In your (husband's) business, professional practice, or farming, did you (husband) make any of the following financial arrangements? (INDICATE RE OR SPOUSE, RECORD BELOW).

C 4a. When did these transactions take place? (RECORD IN TABLE BELOW)

C 4b. With whom? What relationships did they have to the operator of the venture? (RECORD IN TABLE BELOW)

C 4. Financial Activities	C 4a. Dates	C 4b. With whom? Describe relationship to operator of ventures
Partnership in farm, business or professional practice		
Incorporation		
Borrow money for business or professional reasons (WHERE)		
Loaned money to Issei to help them in business		

C 5. (INTERVIEWER: ASK ONLY IF FARMING, BUSINESS, OR PROFESSIONAL PRACTICE IS DIFFERENT FROM PRESENT OCCUPATION, OR IS CARRIED ON IN A DIFFERENT PLACE FROM ORIGINAL LOCATION). Is the farm, business, or professional practice you (husband) began carried on by someone else?

Yes  ; No  (If no, skip to Q. C 6)

IF YES: C 5a. Who is carrying on? (PROBE FOR RELATIONSHIP TO OPERATOR OF ENTERPRISE) \_\_\_\_\_

INTERVIEWER: RAPIDLY REVIEW OCCUPATIONAL HISTORY OF RESPONDENT AS A CHECK:

C 6. Now, of all these occupations, which one would you say has been the principal occupation of you (the head of your married family) (or yourself, if never married) in America? \_\_\_\_\_

C 6a. Why did you think of this as the principal occupation? \_\_\_\_\_

C 6b. How did you (your husband) get a start in this work?  
(INDICATE RESPONDENT OR SPOUSE) \_\_\_\_\_

\_\_\_\_\_

\_\_\_\_\_

C 6c. When you (your husband) started at this principal occupation, what did you (he) really want to do as a life's work?  
(INDICATE RE OR SPOUSE) \_\_\_\_\_

\_\_\_\_\_

\_\_\_\_\_

C 6d. IF DIFFERENT FROM PRINCIPAL OCCUPATION: What were the main obstacles preventing you (him) from going into that kind of work? \_\_\_\_\_

\_\_\_\_\_

\_\_\_\_\_

C 7. What were the greatest work difficulties experienced by you (the head of your family or yourself if never married) in the principal occupation (INTERVIEWER: RECORD WORK AND CAREER DIFFICULTIES, NOT PERSONAL PROBLEMS OUTSIDE WORK. TRY TO GET THREE DIFFICULTIES ) \_\_\_\_\_

\_\_\_\_\_

\_\_\_\_\_

C 7a. When did this happen? (ENTER YEARS) \_\_\_\_\_

C 7b. How did you (husband) overcome these difficulties? \_\_\_\_\_

\_\_\_\_\_

\_\_\_\_\_

C 8. IF EVER MARRIED: What were the most important contributions made by the wife to her husband's work career? Never married . \_\_\_\_\_

\_\_\_\_\_

\_\_\_\_\_

C 9. Did the Japanese community help you (the head of household) in his (her) work? Yes  ; No  (If no, skip to Q. C 10).

IF YES: C 9a. In what way? \_\_\_\_\_

\_\_\_\_\_

\_\_\_\_\_

C 10. Did you (the head of the household) belong to any financial or investment groups? Yes  ; No  (If no, skip to Q. C 11)

IF YES: C 10a. What kind of financial or investment groups were they? (RECORD BELOW)

C 10b. When did you (he) belong to these groups? (RECORD BELOW)

C 10c. Where were these groups? (RECORD BELOW)

~~C 10d. Why did you (he) belong to these groups? (RECORD BELOW)~~

C 10a. Type and Name of Group	C 10b Dates	C 10c. Place City, State	<del>C 10d. Reason for Belonging</del>	
			<del>Business (Specify)</del>	<del>Personal (Specify)</del>
1. <u>Tanomoshi-ko</u>				
2.				
3.				
4.				

C 11. Did you and your wife (husband) make any other types of investments or savings, for example, real estate, stocks, and bonds? Yes  ; No  (If no, skip to Q. C 12)

(INTERVIEWER: INCLUDE AND MAKE NOTE OF YEN SAVINGS, AS WELL AS OTHER FORMS AS ALREADY INDICATED.)

IF YES: C 11a. What kinds of investments were they? \_\_\_\_\_

C 11b. When did you make these investments? \_\_\_\_\_

~~C 11c. Why did you make these investments? (Specify)~~

C 11d. How did these investments turn out? \_\_\_\_\_

C 12. Did you or your wife (husband) ever borrow what seemed at the time to be a relatively large sum of money for personal or non-business reasons?

Yes  ; No  (If no, skip to Q. C 13)

IF YES: C 12a. From whom? (PROBE FOR RELATIONSHIP TO RESPONDENT OR SPOUSE--ETHNIC, COMMERCIAL; DESCRIBE LOAN AGENCY, E.G. LOAN SHARK, PAWNBROKER, BANK, ETC., AND ETHNIC CHARACTER OF AGENCY. RECORD BELOW)

C 12b. When did you borrow? (RECORD BELOW)

C 12c. How much did you borrow? (RECORD BELOW)

C 12b. Time	C 12a. From whom borrowed (AS NOTED, 12a., PROBE FOR RELATIONSHIP TO RESPONDENT OR SPOUSE--ETHNIC, COMMERCIAL, <u>KENJIN</u> , AND OTHER FACTORS)	C 12c. Amount
Before 1907		
1908 - 1919		
During 1920's		
During 1930's		
During World War II		
After World War II		

C 13. Have you ever lent what you regard as a large amount of money for personal or non-business reasons? Yes  ; No  (If no, skip to Q. C 14)

IF YES: C 13a. To whom did you lend? (PROBE FOR RELATIONSHIP TO RESPONDENT AND SPOUSE, ETHNIC, KEN, COMMERCIAL AND OTHERS AND RECORD BELOW.)

C 13b. When were these loans made? (RECORD BELOW!)

C 13c. How much were the loans? (RECORD BELOW!)

C 13b. Time	C 13a. To whom (AS NOTED, PROBE FOR RELATIONSHIPS TO RESPONDENT AND SPOUSE-- ETHNIC, <u>KEN</u> , AND OTHER FACTORS)	C 13c. Amount
Before 1907		
1908-1919		
During 1920's		
During 1930's		
During World War II		
After World War II		

C 14. What were the best earning years in America for your Issei family?

---

C 14a. PRESENT INCOME (BLUE) CARD: In which category was your Issei family income during those years? (Enter category) \_\_\_\_\_

C 15. Excluding the evacuation and relocation period, what were the worst earning years for your Issei family while you or your (wife, husband) were actually working full-time? \_\_\_\_\_

C 15a. What reasons do you (husband) think made them the worst earning years? \_\_\_\_\_

---

C 15b. PRESENT INCOME CARD AGAIN: In which category was your Issei family income during those years? (Enter category) \_\_\_\_\_

---

C 16. Do you think the Japanese in your or your husband's principal occupation contributed anything especially valuable or helpful to America?

Yes  ; No  Don't know  (If no, or don't know, skip to C 17).

IF YES: C 16a. What was this contribution? (INDICATE RE OR SPOUSE) \_\_\_\_\_

---

C 17. Did you (or husband) ever belong to a labor union? Yes (Respondent)  ;  
Yes (Spouse)  ; No  (If no, skip to Q. C 18).

IF YES: C 17a. What was the name of the union? (Indicate RE or S) \_\_\_\_\_

---

C 17b. When was that? \_\_\_\_\_

C 18. Were you (or your spouse) ever involved in or hired for anti-union activities? Yes (Respondent)  ; Yes (Spouse)  ; No  (If no, skip to Q. C 19)

IF YES: C 18a. Where? City \_\_\_\_\_ State \_\_\_\_\_

C 18b. When? (YEARS) \_\_\_\_\_

C 18c. What were those activities \_\_\_\_\_

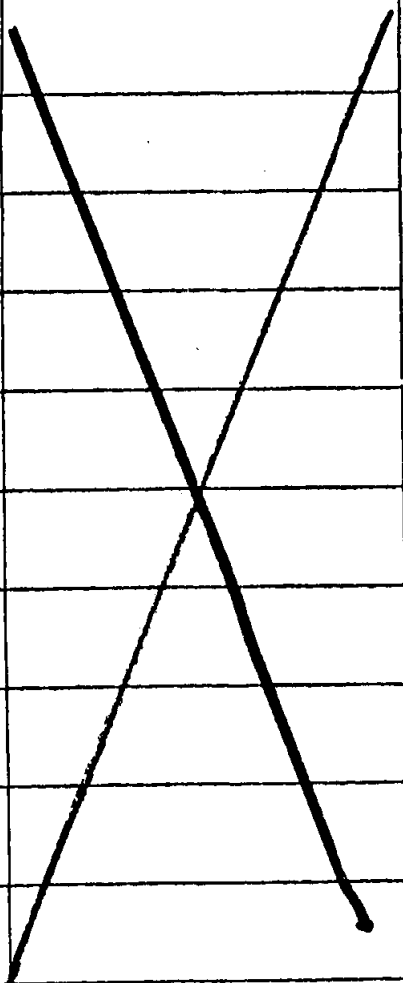
---



---

~~C 18d. How did you feel about them? (Indicate RE or S)~~ \_\_\_\_\_

---

Dates	C 22. What kinds of people lived in the neighborhood, mainly Japanese (J), Hakujin, (H), Mixed (M), or Others. (SPECIFY)?	C 23. Regarding the place where you were living, were you (or wife, husband) ever concerned that it was crowded, unhealthy, isolated, encouraged bad associations, or anything else? Please SPECIFY.	<del>C 24. IF CONCERNED: What did you (or wife, husband) do about the conditions?</del>
Before 1900	J <input type="checkbox"/> ; H <input type="checkbox"/> ; M <input type="checkbox"/> ; Others Specify		
1900 - 1909	J <input type="checkbox"/> ; H <input type="checkbox"/> ; M <input type="checkbox"/> ; Others Specify		
1910 - 1919	J <input type="checkbox"/> ; H <input type="checkbox"/> ; M <input type="checkbox"/> ; Others Specify		
1920 - 1929	J <input type="checkbox"/> ; H <input type="checkbox"/> ; M <input type="checkbox"/> ; Others Specify		
1930 - 1939	J <input type="checkbox"/> ; H <input type="checkbox"/> ; M <input type="checkbox"/> ; Others Specify		
1940 - 1941	J <input type="checkbox"/> ; H <input type="checkbox"/> ; M <input type="checkbox"/> ; Others Specify		
1942 - 1945	J <input type="checkbox"/> ; H <input type="checkbox"/> ; M <input type="checkbox"/> ; Others Specify		
1946 - 1949	J <input type="checkbox"/> ; H <input type="checkbox"/> ; M <input type="checkbox"/> ;		
1950 - 1959	J <input type="checkbox"/> ; H <input type="checkbox"/> ; M <input type="checkbox"/> ; Others Specify		
1960 - 1964	J <input type="checkbox"/> ; H <input type="checkbox"/> ; M <input type="checkbox"/> ; Others Specify		

C 19. Now, during each of these periods, I would like to know where you lived the longest time, what kind of residence or house you lived in, who lived at home with you, and what kind of people lived in the neighborhood. Let's begin where you lived during the first ten years in this country.

Dates	Address: City and State <del>and Home address, if possible.</del>	C 20. What kind of dwelling was that? (Apartment or house--rented or owned; hotel; house with farm; rooming house; labor camp; others--SPECIFY).	C 21. Who lived at home with you? (Husband, wife children, in-laws, father, mother, cousin, aunt, uncle, others -- SPECIFY).
(Repeat C 19 - C 24) Before 1900			
(Repeat C 19 - C 24) 1900 - 1909			
(Repeat) 1910 - 1919			
(Repeat) 1920 - 1929			
(Repeat) 1930 - 1939			
(Repeat) 1940 - 1941			
(Repeat) 1942 - 1945			
(Repeat) 1946 - 1949			
(Repeat) 1950 - 1959			
(Repeat) 1960 - 1964			

C 25. Did the Anti-Alien Land Law affect you or your Issei family's work or business in any way? Yes  ; No  (If no, skip to Q. C 26)

IF YES: C 25a. How? (SPECIFY RE OR FAMILY OR BOTH) \_\_\_\_\_

\_\_\_\_\_  
\_\_\_\_\_

C 25b. What did you do about it? \_\_\_\_\_

\_\_\_\_\_  
\_\_\_\_\_

~~C 26. What do you remember most vividly about the Emigration Act of 1906?~~ \_\_\_\_\_

\_\_\_\_\_  
\_\_\_\_\_  
\_\_\_\_\_

C 27. Were you evacuated or interned during World War II?

Yes  ; No  .

IF NO: C 27a. Why not? \_\_\_\_\_

\_\_\_\_\_

IF YES: C 27b. Was this voluntary? Yes  ; No  .

C 27c. Were you evacuated  or interned  .

C 27d. What Relocation or Internment Centers did you go to?

\_\_\_\_\_

C 27e. When were you there? (1) Month \_\_\_\_\_ Year \_\_\_\_\_

to Month \_\_\_\_\_ Year \_\_\_\_\_ (2) Month \_\_\_\_\_ Year \_\_\_\_\_

to Month \_\_\_\_\_ Year \_\_\_\_\_ .

~~C 27f. What good or pleasant experiences do you remember?~~ \_\_\_\_\_

\_\_\_\_\_  
\_\_\_\_\_

~~C 27g. What bad or worse experiences do you remember?~~ \_\_\_\_\_

\_\_\_\_\_  
\_\_\_\_\_

C 27h. Where did you go after leaving the camp?

City \_\_\_\_\_ State \_\_\_\_\_

C 27i. Did you suffer any property losses as a result of evacuation?  
Yes  ; No  (If no, skip to Q. C 27k)

IF YES: C 27j. What were they? \_\_\_\_\_

C 27k. Did you receive any compensation from the Evacuation Claims  
Bill? Yes  ; No  (If no, skip to Q. 27m)

IF YES: C 27l. What percent of total loss compensated? \_\_\_\_\_%

C 27m. What did you do to begin earning a living again after relocation?

C 28. Aside from the World War II experience, has prejudice or discrimination  
ever affected your work or career? Yes  ; No  (If no, skip to  
Q. C 29)

IF YES: C 28a. In what ways? \_\_\_\_\_

C 28b. Where did this occur? City \_\_\_\_\_

State \_\_\_\_\_

C 28c. What years? \_\_\_\_\_

C 29. In which of these brackets would you say you and your wife's (husband's)  
income falls now? PRESENT INCOME CARD: Enter Category \_\_\_\_\_

C 29a. How much of this total income is provided by social security or  
other pensions and insurance? (CHECK BELOW)

Categories of outside aid	100%	75-99%	50-74%	25-49%	11-24%	1-10%	None
Social Security							
Other pensions							
Insurance							

~~C 30. What do you think of old age assistance and relief programs?~~

---



---



---

C 30a. Have your feelings about Japanese on relief and old age assistance changed any since you have been in this country? Yes  ; No  (If no, skip to Q. C 31)

IF YES: C 30b. How have they changed \_\_\_\_\_

---

C 31. If you were asked to use one of these six names to describe your social class, which would you choose? (INTERVIEWER: PRESENT SOCIAL CLASS CARD: ENTER CATEGORY) \_\_\_\_\_

C 32. All in all, would you say you have achieved the kind of place in life that you wanted for yourself and your children? Yes  ; No  (If no, skip to Q. C 32b)

IF YES: C 32a. What were the main reasons for your success? \_\_\_\_\_

---



---

IF NO: C 32b. What could have made the difference? \_\_\_\_\_

---



---

C 33. Issei talked a lot about Seiko. In your opinion, what is seiko?

---



---



---

C 33a. What is economic success? \_\_\_\_\_

---

C 33b. On what does it depend, for example, hard work, thrift, shrewd judgment, taking risks and chances, luck, or what? (INTERVIEWER: USE RESPONDENT'S OWN WORDS IN WRITING RESPONSE HERE. PROBE FOR "PROTESTANT ETHIC" OR ENTREPRENEURIAL MOTIVE.) \_\_\_\_\_

---



---



---



---



---

C 33c. Do you think the shushin teachings influenced, either favorably or unfavorably, the economic success of your Japanese friends in America and people like yourself? Yes  ; No .

C 33d. Why do you think so? \_\_\_\_\_  
\_\_\_\_\_  
\_\_\_\_\_  
\_\_\_\_\_  
\_\_\_\_\_

## SCHEDULE D

## MARRIAGE AND THE FAMILY

First, I would like to ask you something about your brothers and sisters. Let's list them in order of birth from the oldest to youngest. Please give the year of birth of all including yourself. (INTERVIEWER: THIS QUESTION REFERS TO RESPONDENT'S PARENTAL FAMILY AND HIS (HER) BROTHERS AND SISTERS. FILL OUT THE FOLLOWING TABLE. ENCIRCLE THE BIRTH ORDER ON THE TOP WHICH INDICATES RESPONDENT'S PLACE. \*FOR EDUCATION - D4 - SHOW WHITE EDUCATION CARD AND INDICATE U.S. EDUCATION BY ARABIC NUMERALS AND JAPAN EDUCATION BY ROMAN NUMERALS.)

Brothers & Sisters	Oldest Child	2nd Child	3rd Child	4th Child	5th Child	6th Child
D1. Year of Birth						
D2. Year of Death						
D3. Sex M or F						
*D4. Education completed						
D5. Dates of Residence in U.S.						
D6. Marital Status (Insert symbols in Caps) M; S; W(idowed)						
D7. Principal Occupation of Brother, Married sister's husband, Unmarried sister, Widowed sister's husband.						
D8. Present or last address. (Only <u>Ken</u> , City, or State)						
<del>D9. Check which brothers or sisters are you closest to?</del>						
<del>D10. Check which brothers or sisters do you feel least close to?</del>						

D 11. Before you left Japan, were you ever approached to become yoshi?

Yes  ; No  (If no, skip to Q. D 12)

IF YES: D 11a. Did you accept or not? Why? Can you tell me about it?

-----

-----

-----

~~D 12. How many times were you approached to become your mother  or father ?~~

~~D 12a. How do you explain this?~~

-----

-----

D 13. Is the continuity of family line (ie) important to you? Yes  ; No

D 13a. Why is this?

-----

-----

-----

Now, let us talk about your own marriage(s). You said that you were married \_\_\_\_\_ times. (IF RESPONDENT NEVER MARRIED, INDICATE HERE \_\_\_\_\_; AND SKIP TO QUESTIONS D 21 TO D 30 AND D 44 TO D 48.)

First, I would like to ask you some questions about your wife (husband) and children.

D 14. How many children did you have in each marriage? (RECORD NUMBER)

First marriage \_\_\_\_\_; second marriage \_\_\_\_\_; third marriage \_\_\_\_\_; and in any subsequent marriages \_\_\_\_\_.

D 15. Let us list your wife (husband) and children for each marriage.

(INTERVIEWER: FILL OUT THE TABLE ON NEXT PAGE)

D 15 CONTINUED LIST ALL FAMILY MEMBERS IN THE SAME ORDER AS OPPOSITE PAGE IDENTIFYING BY NUMBER.

D 15g. Highest School Year Completed in U.S. and Japan (USE WHITE EDUCATION CARD)	D 15h. Marital Status (M or S) Year Married	D 15i. If Married, Full Name and Ethnicity of Spouse	D 15j. Principal Occupation (FOR MARRIED DAUGHTERS, OCCUPATION OF HOUSEHOLD HEAD	D 15k. Religious Affiliation	D 15l. Year of Registration in Koseki	D 15m. Year of Cancellation in Koseki
1.						
2.						
3.						
4.						
5.						
6.						
7.						
8.						
9.						
10.						

D 15. FAMILY COMPOSITION: INTERVIEWER: LIST NAME OF FIRST WIFE (HUSBAND) AND CHILDREN IN ORDER OF BIRTH FOR THAT MARRIAGE, STEP-CHILDREN AND ADOPTED CHILDREN OF THAT MARRIAGE; THEN MOVE TO SECOND WIFE (HUSBAND) AND ALL CHILDREN AS BEFORE. INCLUDE ALL CHILDREN AND MARRIAGES.

D 15. Name, Relationship (H,W,S, D,SS, etc.), Birth Order, Other Relational Data: <u>Yoshi</u> , etc.		D 15a. Year of Birth	D 15b. Place of Birth	D 15c. Living or year Deceased	D 15d. Ethnicity (Nisei, Kibei, Issei, Hakujin (SPECIFY))	D 15e. Present or Last Address COMPLETE
Name	Relation-ship					
1.						
2.						
3.						
4.						
5.						
6.						
7.						
8.						
9.						
10.						

FOR MULTIPLE MARRIAGES SPECIFY 1ST, 2ND MARRIAGES FOR QUESTIONS D 16a, D 16b, D 17, D 17a, D 17b, AND D 18.

D 16. Did you have an arranged marriage? (SPECIFY 1ST, 2ND). Yes  ; No   
(If no, skip to Q. D 17)

IF YES: D 16a. Who arranged it? \_\_\_\_\_

D 16b. How was your wife (husband) chosen? \_\_\_\_\_

~~D 17. (Specify 1st, 2nd marriages) In what way, if any, did you and your wife (husband) make major family decisions? (INDICATE 1ST AND 2ND MARRIAGES)~~

~~D 17. Which was the most important decision ever made in your married life? (SPECIFY 1ST, 2ND MARRIAGES)~~

~~D 17. How was that decision actually made?~~

D 18. Do (did) you control the money in your marriage? Yes  ; No   
IF NO: D 18a. Who does (did)? \_\_\_\_\_

~~D 19. ASK ONLY FEMALE RESPONDENTS. Is the work that your husband does (did) around the house today (or before he died) different from the work that he did when first married? Yes  ; No  (If no, skip to D 20)~~

~~IF YES, D 19a. What is the difference?~~

~~D 20. Married men and women usually have different problems and concerns. What problems or questions did you and your wife (husband) disagree about (for example, money, raising children, etc.) (INDICATE 1ST, 2ND MARRIAGES) DO NOT ASK IF YOU ARE AN ANGLER. IF ANGLER MARRIAGE, INDICATE 1, 2.)~~

~~D 20. How often do you eat yoshoku?~~

~~IF YES: D 20a. For which meals?~~

~~IF NO: D 20b. How often do you eat yoshoku?~~

We have been talking about household duties and relationships in your family. Now, I would like to ask you about foods, holidays, and other customs which your family observes.

D 21. Do you eat pure yoshoku? Yes  No  (If no, skip to Q. D 22)

IF YES: D 21a. What meals? \_\_\_\_\_

D 21b. How often? (CHECK ONE) Every day

More than once a week  Once a week

Once a month  Less often

D 21c. To whom outside your family is yoshoku served?  
(CHECK AS MANY AS APPLICABLE)

Issei  Nisei  Hakujin  No one

~~D 21d. What is your usual yoshoku dinner? (Specify examples.)~~

~~D 21e. Can you recall the yoshoku dinner that you ate most regularly?~~

D 22. Do you eat pure nihonshoku? Yes  No  (If no, skip to Q. D 23)

IF YES: D 22a. For which meals? \_\_\_\_\_

D 22b. How often? (CHECK ONE) Every day

More than once a week  Once a week

Once a month  Less often

D 22c. To whom outside your family is nihonshoku served?  
(CHECK AS MANY AS APPLICABLE)

Issei  ; Nisei  ; Hakujin  ; No one

~~D 22d. What is your usual nihonshoku dinner? (Specify examples.)~~

D 22. Do you ever combine a combination of ~~maternity and nihonshichi?~~ Yes  No   
 (If any, specify on P. 31)

IF YES: D 22a. For which ~~one?~~ \_\_\_\_\_

D 22b. How often? (CHECK ONE) Every day  ; More than once a ~~week~~  ;  
 Once a ~~month~~  ; Once a month  ; Less often  ;

D 22c. To whom outside your family is this combination ~~used?~~  
 (CHECK AS MANY AS APPLICABLE)  
 Issai  ; Nisei  ; Nanyu-in  ; No one

D 22d. What is this combination ~~used for?~~ (Specify examples)

D 22e. Can you recall the year you first ate a combination of ~~\_\_\_\_\_?~~

D 24. During your life in America, what was the last year in which you celebrated the following holidays? (ENTER LAST YEAR ON PROPER LINES. IF "NEVER," ENTER ZERO. THERE MUST BE AN ENTRY ON EACH LINE.)

Holidays	Last Year Celebrated	Holidays	Last Year Celebrated
O-Shogatsu		Hanamatsuri	
O-Shogatsu visiting		Easter	
Hina Matsuri (March 3)		Kiku-no-sekku	
<del>Halloween</del>		Thanksgiving	
Tango-no-sekku (May 5)		Labor Day	
July 4th		O-Higan	
O-Bon		Memorial Day	
Christmas		Tenchosetsu	
		Kigensetsu	

D 24a. Which of these holidays is most important to you now? (Name of holiday) \_\_\_\_\_

D 24b. Why is that? \_\_\_\_\_

FOR HOLIDAYS NO LONGER CELEBRATED:

D 24c. Why did you stop celebrating these holidays? (Designate each by ~~\_\_\_\_\_~~)  
 \_\_\_\_\_

Now, I would like to ask you about clothes.

D 25. After you first came to America, how did you feel about wearing Western (yofuku) clothes? \_\_\_\_\_

D 25a. How do you feel about it now? \_\_\_\_\_

D 26. Do you usually change to zori in your home? Yes  ; No

~~D 26a. Why (Why not)?~~ \_\_\_\_\_

D 27. (RESPONDENT WITH DAUGHTER(S): Have you ever bought a kimono for your daughter(s)? Yes  ; No  (If no, skip to Q. D 28) No daughter

~~IF YES: 27a. Why?~~ \_\_\_\_\_

D 28. How frequently do you wear yukata? (CHECK ONE) Every day   
 More than once a week  ; Once a week  ; Once a month   
 Less often  ; Only at Bon dances  ; Never

D 29. Do you still find o-furo more satisfactory than American baths?  
 Yes  ; No

D 30. Do you think that parents are responsible for providing their children with an education after they are 16 years old? Yes  ; No  (If no, skip to Q. D 31)

IF YES: D 30a. For how many years? \_\_\_\_\_

~~D 30b. What are your main reasons?~~ \_\_\_\_\_

INTERVIEWER: IF NO CHILDREN IN RESPONDENT'S FAMILY, GO TO QUESTIONS D 44, D 46, D 47, AND D 48, AND PROCEED TO COMMUNITY RELATIONSHIPS (NEXT SCHEDULE).

You mentioned that you have \_\_\_ children. I should like to ask some questions about what you wanted or hoped for them.

D 31. Did you have a particular kind of career you wanted for your son(s)?  
 Yes  ; No  ; No son  ; Don't know  (If no son, skip to Q. D 32)

IF YES: D 31a. What was it? \_\_\_\_\_

D 31b. Was this the career(s) they entered? Yes  ; No

IF NO TO D 31b.: D 31c. Why not? \_\_\_\_\_

IF NO TO D 31 D 31d. Why not? \_\_\_\_\_

D 32. Did you have a particular kind of career you wanted for your daughter(s)?  
 Yes  ; No  ; No daughter  ; Don't know  .(If no daughter, skip  
 to Q. D 33.)

IF YES: D 32a. What was it? \_\_\_\_\_

D 32b. Was this the career(s) they entered? Yes  ; No

IF NO TO D 32b: D 32c. Why not? \_\_\_\_\_

IF NO TO D 32: D 32d. Why not? \_\_\_\_\_

D 33. In katei kyoiku, did you emphasize certain values? Yes  ; No  ;  
 No children  .

IF YES: D 33a. What were they? \_\_\_\_\_

D 33b. Was this different for sons and daughters? Yes  ; No  .  
 (If no, skip to D 34). Not applicable

IF YES: D 33c. How was it different? \_\_\_\_\_

D 34. Did you ever try to teach your Nisei children some of the shushin lessons?  
 Yes  ; No  ; No children

D 34a. Why was that? \_\_\_\_\_

IF YES: D 34b. What were these? \_\_\_\_\_

D 35. What other goals or aims did you emphasize to your children? No children

D 35a. Was this different for sons and daughters? Yes  ; No  ; Not  
 applicable

IF YES: D 35b. How was it different? \_\_\_\_\_

D 36. How old was your first son when he started dating?  
 No sons  ; Other sons  ; No other sons  ; Not dating

D 37. How old was your first daughter when she started dating? \_\_\_\_\_  
 No daughter  ; Other daughters  ; No other daughters   
 Not dating  .

D 38. Did you have any particular disagreements with your children about dating? Yes  ; No  . (If no, skip to Q. D 39)

IF YES: D 38a. What were the disagreements about? \_\_\_\_\_  
 \_\_\_\_\_  
 \_\_\_\_\_

~~D 39. Which child gave you the most trouble about dating? \_\_\_\_\_ :  
 If ~~only one child~~, did he (she) give you trouble about dating? \_\_\_\_\_~~

~~D 39a. How do you account for that? \_\_\_\_\_  
 \_\_\_\_\_~~

~~D 40. Which child gave you the least trouble? \_\_\_\_\_, only one child~~

~~D 40a. How do you account for that? \_\_\_\_\_  
 \_\_\_\_\_~~

~~D 41. Dating is one kind of problem that children have. Were there ~~any other~~  
~~worrier~~ problems other than dating? Yes  ; No~~

~~IF YES: D 41a. What were they? \_\_\_\_\_  
 \_\_\_\_\_~~

~~D 42. What kind of your children has made you especially feel proud? ~~Only one~~  
~~child~~~~

~~D 42a. What was the source of pride in one (your) child? \_\_\_\_\_  
 \_\_\_\_\_  
 \_\_\_\_\_~~

D 44. Would you approve or disapprove of Nisei in general marrying the following people? (INTERVIEWER: GO THROUGH THE LIST AND CHECK -- DO NOT SKIP)

Ethnic Groups	MARRIAGE	
	Approve	Disapprove
1. Visiting Japanese from Japan		
2. <u>Hakujin</u>		
3. Recent Japanese immigrant		
4. Mexicans		
5. Nisei		
6. Chinese in this country		
7. Negroes		
8. Koreans in this country		
9. Filipinos		

D 44a. Which kind of marriage would you most approve of? \_\_\_\_\_

D 44b. Why is that? \_\_\_\_\_

D 44c. Which kind of marriage would you most disapprove of? \_\_\_\_\_

D 44d. Why is that? \_\_\_\_\_

NOTE: IF NEVER MARRIED, GO TO QUESTIONS D 46, D 47, and D 48.

~~D 45. How do you or your wife (husband) most responsible for control of the children? Dependent  wife (husband)  Equally Responsible  ;  
Other (specify) \_\_\_\_\_  
~~Not Applicable~~~~

~~D 45a. Why was that? \_\_\_\_\_~~

D 46. Now ~~living~~ ~~in~~ ~~the~~ ~~United~~ ~~States~~ ~~and~~ ~~its~~ ~~possessions~~ ~~and~~ ~~from~~ ~~their~~ ~~children~~ ~~before~~ ~~they~~ ~~became~~ ~~independent~~? (ASK THIS QUESTION EVEN IF NO CONS  : No daughters  NO CHILDREN)

D 46a. 1st son:  \_\_\_\_\_  
 \_\_\_\_\_

D 46b. Other sons:  \_\_\_\_\_  
 \_\_\_\_\_

D 46c. Daughters:  \_\_\_\_\_  
 \_\_\_\_\_

D 47. ~~through correspondence with \_\_\_\_\_ (CHECK AS MANY AS APPLICABLE)~~

	<del>Write Letters</del>	<del>Telephone</del>	<del>Visit</del>
D 47a. Nisei children			
D 47b. Issei relatives and friends			
D 47c. Nisei relatives and friends			
D 47d. Hakujin			

D 47e. In your letters, which of the following do you use at this time?  
 (INTERVIEWER: IF RESPONDENTS ARE UNMARRIED OR CHILDLESS, OMIT ABOUT NISEI CHILDREN. INDICATE IF NO CORRESPONDENCE. CHECK AS MANY AS APPLICABLE)

Written Language	D 47f. Nisei children	D 47g. Issei relatives and friends	<del>D 47h. Nisei relatives and friends</del>	<del>D 47i. Hakujin</del>
<u>Katakana</u>				
<u>Hiragana</u>				
Combination of <u>Hiragana and Kanji</u>				
Mixture of Japanese and English				
<u>Romaji</u>				
English				

D 48. Have you ever spoken English? Yes  ; No  . (If no, skip to Q. D 49)

IF YES: D 48a. How frequently do you speak English with: (CHECK ONE FOR EACH)

Persons	Most of Time	About half the time	Less than half of time	Never	Never Converse
D 48b. Wife (Husband)					
D 48c. Nisei children					
D 48d. Issei friends and acquaintances					
D 48e. Nisei friends and acquaintances					
D 48f. Sansei grandchildren					
D 48g. <u>Hakujin</u>					

(IF NEVER ANY CHILDREN, SKIP TO SCHEDULE E, PAGE 45)

D 49. Do you talk about finances with your children? Yes  ; No  . (If no, skip to Q. D 50)

IF YES: D 49a. Which ones? \_\_\_\_\_

~~D 49b. How often (CHECK ONE) Once a month  ;~~

~~Once in six months  ;~~

~~Two or three times a year  ;~~

~~Once a year  ;~~

~~Not at all once a year  .~~

~~D 49c. When did your last discussion occur? Month \_\_\_\_\_, Year \_\_\_\_\_ .~~

~~D 49d. What was it about? \_\_\_\_\_~~

D 50. Did you help any of your children financially after they grew up?  
Yes  ; No  . (If no, skip to Q. D51).

IF YES: D 50a. Which ones? \_\_\_\_\_

D 50b. In what way? \_\_\_\_\_

D 51. Are you now financially dependent on any of your children? Yes  ; No   
 (If no, skip to Q. D 52)

IF YES: D 51a. Which children? (IDENTIFY BY BIRTH ORDER) \_\_\_\_\_

~~D 51b. How did this come about?~~ \_\_\_\_\_

D 51c. About how much of your present livelihood is contributed by your children? (CHECK ONE) 100%  ; 75%  ; 50%  ; 25%  ; Less than 25%  .

D 52. Do you talk over your personal problems and troubles other than finances with your children? Yes  ; No  ; (If no, skip to Q. D 53)

IF YES: D 52a. Which children? (IDENTIFY BY BIRTH ORDER) \_\_\_\_\_

~~D 52b. Why that particular child?~~ \_\_\_\_\_

D 53. Do any of your children talk over their personal problems and troubles with you? Yes  ; No  . (If no, skip to Q. D 54)

IF YES: D 53a. Which one? (IDENTIFY BY BIRTH ORDER) \_\_\_\_\_

~~D 53b. Any particular reasons?~~ \_\_\_\_\_

D 54. IF NOT LIVING WITH CHILDREN: Do you get together with your children for visits? Yes  ; No  . (If no, skip to D 55).

IF YES: D 54a. How often? (CHECK ONE) More than once a week  ;  
 Every week  ; Once a month  ; Less than once a month  ;  
 Two or three times a year  ;  
 Once a year  ; Less than once a year  .

D 54b. Is this with all your children  or special ones  ;  
 (IF SPECIAL ONES, DESIGNATE) \_\_\_\_\_

~~D 54c. What is most important about these get togethers?~~ \_\_\_\_\_

D 55. IF LIVING WITH CHILDREN: Do your other children come together with you every now and then? Yes  ; No  ; No other children

IF YES. D 55a. How often? (CHECK ONE) More than once a week  ;  
Every week  ; Once a month  ;  
Less than once a month  ; Two or three times a year  ;  
Once a year  ; Less than once a year

~~D 55b. If it is not important, don't bring it up.~~

-----  
-----  
-----

D 56. Did any of your children serve in the armed forces? Yes  ; No   
(If no, skip to next Schedule)

~~IF YES:~~

<del>D 56a. Which children?</del>	<del>D 56b. Which branch of service?</del>	<del>D 56c. Years of service</del>
		From: _____ To: _____
		From: _____ To: _____
		From: _____ To: _____

~~D 56d. How did you feel about this?~~

-----  
-----

## SCHEDULE E

## COMMUNITY RELATIONSHIPS

Next, I would like to ask you about associations with very close friends and acquaintances in the years you have lived in America.

E 1. You probably have had friends you considered among your very "best" friends with whom you discuss intimate problems, visit often, or write frequently. How many "best" friends do you have now? \_\_\_\_\_

E 2. Are they mostly men  ; women  ; married couples  ; Others (SPECIFY) \_\_\_\_\_  
\_\_\_\_\_

E 3. Do these "best" friends live in this city? Yes  ; No  (If no, skip to Q. E 4)

IF YES: E 3a. (CHECK ONE) How often do you see them? More than once a week  ; Twice a month  ; Once a month  ; Four times a year  ; Twice a year  ; Once a year  ; Less often  ; Never

E 4. How many of these "best" friends are Issei ? \_\_\_\_\_

E 4a. How did you get to know these Issei friends for the most part? (PROBE FOR FAMILY, BUSINESS, CONTACTS ON THE JOB, NEIGHBORHOOD, CHURCH, AND OTHER SOURCES.) \_\_\_\_\_  
\_\_\_\_\_

E 4b. How many of them are relatives? \_\_\_\_\_

E 4c. How many of them are kenjin? \_\_\_\_\_

E 5. How many of these "best" friends are Nisei? \_\_\_\_\_

E 5a. How did you get to know these Nisei friends for the most part? (PROBE FOR FAMILY, BUSINESS, CONTACT ON JOB, NEIGHBORHOOD, CHURCH, AND OTHER SOURCES.) \_\_\_\_\_  
\_\_\_\_\_

E 5b. How many of them are relatives? \_\_\_\_\_

E 6. How many of these "best" friends are hakujin? \_\_\_\_\_

E 6a. How did you get to know these hakujin friends for the most part? (PROBE FOR FAMILY, BUSINESS, CONTACT ON THE JOB, NEIGHBORHOOD, CHURCH, AND OTHER SOURCES.) \_\_\_\_\_  
\_\_\_\_\_

E 6b. How many of them are relatives? \_\_\_\_\_

~~E 7. How many of these people have been "best" friends since you have been in America?~~

<del>Friends</del>	<del>Number</del>
<del>Issei relatives</del>	/
<del>Non-related Issei</del>	
<del>Nisei relatives</del>	
<del>Non-related Nisei</del>	
<del>Kibei relatives</del>	
<del>Non-related Kibei</del>	
<del>Hakujin relatives</del>	
<del>Non-related hakujin</del>	
<del>Others (SPECIFY)</del>	

E 8. Are (were) your wife's (husband's) "best" friends exactly the same people as your own "best" friends? Yes  ; No  ; Never married

~~E 9. How do you explain that?~~

~~IF NO TO E 8, E 9, E 10, E 11, etc., explain difference.~~

E 9. Did you make any of these "best" friends because of evacuation and World War II experiences? Yes  ; No  (If no, skip to Q. E 10)

IF YES: E 9a. How many? \_\_\_\_\_

<del>Friends</del>	<del>Number</del>
<del>Issei relatives</del>	/
<del>Non-related Issei</del>	
<del>Nisei relatives</del>	
<del>Non-related Nisei</del>	
<del>Kibei relatives</del>	
<del>Non-related Kibei</del>	
<del>Hakujin relatives</del>	
<del>Non-related hakujin</del>	
<del>Others (SPECIFY)</del>	

E 10. Did you lose any "best" friends because of the evacuation and World War II experiences? Yes  ; No  . (If no, skip to Q.E 11)

IF YES: E 10a. How many were (INSERT NUMBERS): ~~Tsai~~ \_\_\_\_\_  
~~halujin~~ \_\_\_\_\_  
 Other Japanese \_\_\_\_\_  
 Others (SPECIFY) \_\_\_\_\_

E 11. Have any of these close friendships continued because of some strong feeling of obligation (on or giri) Yes  ; No  .

<u>Friends</u>	<del>Other</del> <del>How many?</del>	E 11b. What sort of obligation? Why do you feel obligated?
<del>Tsai relatives</del>	<b>X</b>	
<del>Non-related Tsai</del>		
<del>Nisei Relatives</del>		
<del>Non-related Nisei</del>		
<del>Kibei relatives</del>		
<del>Non-related Kibei</del>		
<del>Halujin relatives</del>		
<del>Non-related halujin</del>		
<del>Others (SPECIFY)</del>		

E 12. Do you send out Christmas, New Year's cards, or similar greetings? Yes  ; No  .

~~IF YES:~~ E 12a. How many names are on your list? \_\_\_\_\_

~~IF NO:~~ E 12b. Besides your "best" friends how many personal acquaintances do you have with whom you keep in touch? \_\_\_\_\_

E 13. Do most of these friends and acquaintances live in this city? Yes  ; No  .

~~IF YES:~~ E 13a. How often do you see them? (CHECK ONE)  
 More than once a month  ; Once a month  ;  
 Four or more times a year  ; 2-3 times a year  ;  
 Once a year  ; Once in two years  ; Less often  ;  
 Never  .

~~E 13. What kind of things do you do together?~~ \_\_\_\_\_

~~IF NO. E 13. How far away do they live for the most part and in what cities and states?~~ \_\_\_\_\_

~~E 13. How often do you see them? (CHECK ONE) More than once a month  ;  
 Once a month  ; Four or more times a year  ; 2-3 times a year  ;  
 Once a year  ; Once in two years  ; Less often  ; Never  .~~

E 14. Of all these friends and acquaintances, about how many are:

	0	1/4	1/2	3/4	ALL
E 14a. Issei					
E 14b. Nisei					
E 14c. Kenjin					
E 14d. Hakujin					
E 14e. Non-Issei Japanese					

INTERVIEWER:  
 SINCE SOME  
 ISSEI WILL BE  
 KENJIN AND  
 OTHERS NOT,  
 THE TOTAL MAY  
 OFTEN BE MORE  
 THAN 100%.

~~E 15. Were three or four years that you got to know them?~~ \_\_\_\_\_

Acquaintances	How long you got to know them
<del>E 15a. Issei</del>	/
<del>E 15b. Kenjin</del>	
<del>E 15c. Hakujin</del>	
<del>E 15d. Non-Issei Japanese</del>	

~~E 16. Did you know any of these acquaintances because of education and would you like to know them? Yes  , No  . (If no, skip to C. E 17)~~

~~IF YES. E 16a. About how many? Issei~~ \_\_\_\_\_

~~Hakujin~~ \_\_\_\_\_  
Hakujin \_\_\_\_\_

- E 17. Of all your friends and acquaintances, what proportion live in your immediate neighborhood? (CHECK ONE) 0 \_\_\_; 1/4 \_\_\_; 1/2 \_\_\_; 3/4 \_\_\_; All \_\_\_.

Now, I would like to ask how often you visit other people's homes and how often you entertain others at your home.

- E 18. How frequently do Issei friends and acquaintances visit you at your home in the course of a year? (CHECK ONE) Once a week ; Twice a month ; Once a month ; Three or four times a year ; Twice a year ; Once a year ; Less often ; Never

- E 19. How frequently do you visit Issei friends and acquaintances in their homes in the course of a year? (CHECK ONE) Once a week ; Twice a month ; Once a month ; Three or four times a year ; Twice a year ; Once a year ; Less often ; Never

- E 20. When you are invited to people's homes, do you think that bringing gifts is (CHECK ONE) Very important ; Important ; Unimportant  Others (SPECIFY) \_\_\_\_\_

- E 21. Where do you usually meet other Issei in your community? \_\_\_\_\_

- E 21a. Are there planned programs for Issei? Yes ; No  (If no, skip to E 22)

IF YES: E 21b. What are they? \_\_\_\_\_

- E 22. How frequently do Nisei friends and acquaintances visit you at your home in the course of year? (CHECK ONE) Once a week ; Twice a month ; Once a month ; Three or four times a year ; Twice a year ; Once a year ; Less often ; Never

- E 23. How frequently do you visit Nisei friends and acquaintances in their homes in the course of a year? (CHECK ONE) Once a week ; Twice a month ; Once a month ; Three or four times a year ; Twice a year ; Once a year ; Less often ; Never

- E 24. Are there places like restaurants, stores, clubs, or taverns where Japanese of different generations (Issei, Nisei, Sansei) get together informally around here? Yes ; No  (If no, skip to Q. E 25)

~~IF YES: E 24a. In what places do you get together with them? \_\_\_\_\_~~

~~E 24b. What is particularly important to Issei about these get togethers? \_\_\_\_\_~~

E 25. How frequently do hakujin visit you at your home in the course of a year? (CHECK ONE) Once a week  ; Twice a month  ; Once a month  ; Three or four times a year  ; Twice a year  ; Once a year  ; Less often  ; Never

E 25a. What is the main occasion for hakujin visiting your home? \_\_\_\_\_

E 26. How frequently do you visit hakujin in their homes in the course of a year? (CHECK ONE) Once a week  ; Twice a month  ; Once a month  ; Three or four times a year  ; Twice a year  ; Once a year  ; Less often  ; Never

E 26a. What is the main occasion for your visiting hakujin? \_\_\_\_\_

E 27. Have you ever returned to Japan since you first came to America?

Yes  ; No  (If no, skip to Q. E 28)

IF YES: RECORD WHEN, LENGTH OF STAY, AND REASON FOR TRIPS BELOW.

E. 27a. When did you go?	E 27b. How long were you there?	E 27c. Why did you go?
1.		
2.		
3.		
4.		

E 28. What is your impression of Japan now? (INTERVIEWER: ASK THIS QUESTION WHETHER OR NOT RESPONDENT RETURNED TO JAPAN. PROBE FOR SOURCES OF IMPRESSION--VISITS OR FROM READING AND HEARING ABOUT CONDITIONS IN JAPAN.)

-----  
 -----  
 -----

E 29. Have you ever wanted to hikiage (return permanently) to Japan?

Yes  ; No  (If no, skip to Q. E 29d)

IF YES: E 29a. When was this? \_\_\_\_\_

E 29b. Why did you want to hikiage? \_\_\_\_\_

-----  
 -----

E 29c. What do you think about it now? Have your feelings  
changed? \_\_\_\_\_

\_\_\_\_\_

\_\_\_\_\_

IF NO: E 29d. Why have you not wanted to hikiage? \_\_\_\_\_

\_\_\_\_\_

\_\_\_\_\_

## SCHEDULE F

## RECREATION

Now, I would like to ask you about your leisure time and recreational activities.

F 1. Which of the following kinds of recreation have you ever been interested in?  
(CHECK AS MANY AS APPLICABLE)

Shogi                       Mahjong                       Lotteries                       Bingo   
Hana                       Horseraces                       Sewing                       Others (SPECIFY)  
Go                       Reading                       Poker                       \_\_\_\_\_

Spectator sports (BASEBALL, WRESTLING, ETC. SPECIFY) \_\_\_\_\_

Participant sports (FISHING, BOWLING, ETC. SPECIFY) \_\_\_\_\_

Any other recreation (PHOTOGRAPHY, PAINTING, ETC. SPECIFY)? \_\_\_\_\_

~~F 1a. Which of these were you most interested in when you first came to America?~~

~~F 1b. Which of these recreations do you still engage in?~~

~~F 1c. IF ANY RECREATIONS WERE DISCONTINUED, why have you discontinued engaging in them? (DESIGNATE THOSE DISCONTINUED)~~

~~F 1d. Have you ever made or lost money as a result of personal recreation?~~  
Yes  ; No  (If no, skip to F 2)

~~IF YES, F 1e. What kind of recreation?~~

F 2. Do you ever watch TV?    Yes  ; No  ; No TV  (If no TV, skip to Q. F 3)

IF YES: F 2a. About how many hours per day do you watch TV? (INTERVIEWER: DO NOT ACCEPT "NO HOURS" UNLESS THE RESPONDENT HAS NO TV)

8 or more hours  ; 6-7 hours  ; 4-5 hours  ;

2-3 hours  ; 1 hour or less  .

F 2b. What is (are) your favorite program(s)? \_\_\_\_\_

F 3. Do you like any of the following beverages? (CHECK PROPER COLUMN FOR EACH ITEM.)

Beverage	Do not drink	Drink rarely (1x year)	Drink fairly often (1x mo. or more often)
a. Sake			
b. Beer			
c. Wine			
d. Whisky			
e. Other alcoholic beverages SPECIFY			

~~F 4. How often are you drinking or smoking or recreation. What do you think of the drinking?~~

~~F 5. What other kinds of entertainment did these men engage in during their early years in America? (PROBE FOR LIAISONS WITH WOMEN, GAMBLING, ETC.)~~

~~F 6. IF EVER HAD CHILDREN. Did you have certain time(s) set aside to spend leisure with your children when they were between 5 and 12 years of age? Yes  No  (If no, skip to F 6c)~~

~~IF YES F 6a How frequently (DESIGNATE BY AN APPROX)~~

- ~~Every morning~~  ~~Once a month~~
- ~~More than once a week~~  ~~Four times a year~~
- ~~Once a week~~  ~~Once a year~~
- ~~Five months~~

~~F 6b. What was the main activity?~~

F 6c. Did you or your wife (husband) ever take off from work for more than a week-end for a vacation with your family?

Yes  ; No  (If no, skip to Q. F 7)

~~F 6a. What was the first year you did this?~~

~~F 6b. What did the family do?~~

~~F 6c. What was your job (husband) when you were still working full time, what was the last year you took your family vacation?~~

~~F 6g. What did the family do?~~

~~IF NEVER MARRIED: F 6h. What was your last vacation like?~~

~~F 7. What was your last family vacation like?~~

~~F 7a. What year was that?~~

~~F 7b. What was it like? Summer , Fall~~

~~Winter , Spring~~

F 8. Now, I would like to ask you about your reading habits. (INTERVIEWER: ASK QUESTIONS F 8a, 8b, AND 8c IN THE TABLE BELOW CONCERNING THEIR READING HABITS. ASK ABOUT AMERICAN PERIODICALS AS WELL AS JAPANESE; ALSO OBSERVE MAGAZINES AND NEWSPAPERS IN THE LIVING ROOM).

Type	F 8a. What publications do you regularly read now? NAME	F 8b. What publications did you read regularly before the war? NAME	<del>F 8c. IF ANY DROPPED: Why did you drop this publication?</del>
Japanese Language Newspapers	1	1	<del>X</del>
	2	2	
	3	3	
Japanese Language Magazines	1	1	
	2	2	
	3	3	
American Newspapers	1	1	
	2	2	
	3	3	
American Magazines	1	1	
	2	2	
	3	3	

F 8d. INTERVIEWER: WHAT PUBLICATIONS ARE IN THE LIVING ROOM--CHECK AS MANY AS APPLICABLE. Japanese Newspapers  ; Japanese Magazines   
 American Newspapers  ; American Magazines   
 Others (SPECIFY) \_\_\_\_\_

F 9. Since you have been in America, which books have you read that made a lasting impression on you? (SPECIFY NAMES OF BOOKS AND AUTHORS) \_\_\_\_\_  
 \_\_\_\_\_  
 \_\_\_\_\_

INTERVIEWER: IF RESPONDENT HAS OTHER ACTIVITIES IN ADDITION TO THOSE LISTED IN THE FOLLOWING TABLE (IN Q. F 1c), PLEASE SPECIFY AND RECORD IN PAGE OPPOSITE THE TABLE.

F 10. Here are some activities which the Japanese in America have introduced to others in this country. Have you ever demonstrated, participated in, or observed any of them? ~~What were the most recent years of activity?~~

Activities	<del>F 10a. Have you ever shown others how to do these?</del>	<del>F 10b. Have you ever taken part in them (without demonstrating them)?</del>	<del>F 10c. Have you ever just watched these?</del>	<del>F 10d. What was the most recent year you watched, took part, or showed how? Year</del>
1. Preparation of <u>sukiyaki</u> or <u>tempura</u> dinner.	Yes <input type="checkbox"/> No <input type="checkbox"/>	Yes <input type="checkbox"/> No <input type="checkbox"/>	Yes <input type="checkbox"/> No <input type="checkbox"/>	
2. Chanoyu	Yes <input type="checkbox"/> No <input type="checkbox"/>	Yes <input type="checkbox"/> No <input type="checkbox"/>	Yes <input type="checkbox"/> No <input type="checkbox"/>	
3. Flower arrangement	Yes <input type="checkbox"/> No <input type="checkbox"/>	Yes <input type="checkbox"/> No <input type="checkbox"/>	Yes <input type="checkbox"/> No <input type="checkbox"/>	
4. O-Koto	Yes <input type="checkbox"/> No <input type="checkbox"/>	Yes <input type="checkbox"/> No <input type="checkbox"/>	Yes <input type="checkbox"/> No <input type="checkbox"/>	
5. Samisen	Yes <input type="checkbox"/> No <input type="checkbox"/>	Yes <input type="checkbox"/> No <input type="checkbox"/>	Yes <input type="checkbox"/> No <input type="checkbox"/>	
6. Shakuha-chi	Yes <input type="checkbox"/> No <input type="checkbox"/>	Yes <input type="checkbox"/> No <input type="checkbox"/>	Yes <input type="checkbox"/> No <input type="checkbox"/>	
7. Shigin or Kenbu	Yes <input type="checkbox"/> No <input type="checkbox"/>	Yes <input type="checkbox"/> No <input type="checkbox"/>	Yes <input type="checkbox"/> No <input type="checkbox"/>	
8. Odori-classical	Yes <input type="checkbox"/> No <input type="checkbox"/>	Yes <input type="checkbox"/> No <input type="checkbox"/>	Yes <input type="checkbox"/> No <input type="checkbox"/>	
9. Odori-Bon	Yes <input type="checkbox"/> No <input type="checkbox"/>	Yes <input type="checkbox"/> No <input type="checkbox"/>	Yes <input type="checkbox"/> No <input type="checkbox"/>	
10. Go	Yes <input type="checkbox"/> No <input type="checkbox"/>	Yes <input type="checkbox"/> No <input type="checkbox"/>	Yes <input type="checkbox"/> No <input type="checkbox"/>	
11. Shogi	Yes <input type="checkbox"/> No <input type="checkbox"/>	Yes <input type="checkbox"/> No <input type="checkbox"/>	Yes <input type="checkbox"/> No <input type="checkbox"/>	
12. O-shuji	Yes <input type="checkbox"/> No <input type="checkbox"/>	Yes <input type="checkbox"/> No <input type="checkbox"/>	Yes <input type="checkbox"/> No <input type="checkbox"/>	
13. Japanese painting	Yes <input type="checkbox"/> No <input type="checkbox"/>	Yes <input type="checkbox"/> No <input type="checkbox"/>	Yes <input type="checkbox"/> No <input type="checkbox"/>	
14. Judo	Yes <input type="checkbox"/> No <input type="checkbox"/>	Yes <input type="checkbox"/> No <input type="checkbox"/>	Yes <input type="checkbox"/> No <input type="checkbox"/>	
15. Kendo	Yes <input type="checkbox"/> No <input type="checkbox"/>	Yes <input type="checkbox"/> No <input type="checkbox"/>	Yes <input type="checkbox"/> No <input type="checkbox"/>	



## SCHEDULE G

## RELIGIOUS HISTORY

Now, I would like to ask you questions about your church and temple contacts.

G 1. What is your present religious association? \_\_\_\_\_

G 1a. (IF NECESSARY): What denomination (or sect) is that? \_\_\_\_\_

G 1b. Are you a member of that church or temple? Yes  ; No  (If no, skip to Q. G 1d)

G 1c. When did you first join? (YEAR) \_\_\_\_\_

G 1d. Have you ever held office in that denomination? Yes  ; No

IF YES: G 1e. What was the office? \_\_\_\_\_

G 1f. How frequently do you attend services? (CHECK ONE)

More than once a week

Major religious celebrations during the year

Once a week

Once a year

Twice a month

Less than once a year

Once a month

Never

G 1g. Did you attend services more or less often than this before World War II? More  ; Less  ; Same  (If same, skip to Q. G 2)

~~IF DIFFERENCE: G 1h. Why was that?~~

G 2. IF EVER MARRIED: What is (was) your wife's (husband's) religious affiliation? (DESIGNATE WHETHER WIFE (HUSBAND) #1, #2, #3, ETC.) Never married

G 2a. What denomination (or sect) is (was) that? (DESIGNATE WIFE (HUSBAND) #1, #2, #3, ETC.) \_\_\_\_\_

G 2b. Has your wife (husband) ever held office in that denomination? Yes  ; No  (If no, skip to Q. G 2d).

IF YES: G 2c. What was it? (DESIGNATE WIFE (HUSBAND) #1, #2, #3, ETC.) \_\_\_\_\_

G 2d. How frequently does (did) your wife (husband) attend services?  
~~(SPECIFY WIFE (HUSBAND) #1, #2, #3, ETC.) CHECK ONE FOR EACH SPOUSE.~~

Frequency Church Attendance	<del>First Wife (Husband) CHECK ONE</del>	<del>Second Wife (Husband) CHECK ONE</del>	<del>Third Wife (Husband) CHECK ONE</del>
More than once a week			
Once a week			
Twice a month			
Once a month			
Major religious celebrations			
Once a year			
Less than once a year			
Never			

~~G 2g. Did your wife (husband) attend services more or less often than she (he) before World War II? (MULTIPLE WIVES. IN CASE OF MULTIPLE WARRIORS, NOT ONLY REGARDING THE LAST PRE-WAR MARRIAGE.)~~

~~More often  ; Less often  ; Same  ; Not applicable~~

~~IF DIFFERENCE, G 2h. Why was that?~~

G 3. What religion or religions did you belong to when you first came to this country? \_\_\_\_\_

G 4. Have you ever belonged to any other religious groups or churches than the one we just discussed in Q. G1? (PROBL FOR SHINTO AND ANY OTHERS)

Yes  ; No  (If no, skip to G 5)

IF YES: G 4a. What were they (RECORD BELOW)

G 4b. When did you first join them? (RECORD FOR EACH GROUP BELOW)

G 4c. Do you still belong? (CHECK APPROPRIATE ANSWER BELOW)

G 4d. If no longer a member, when did you drop out? (RECORD BELOW)

G 4a. Names of Group	G 4b. Year Joined	G 4c. Are you still a member? (CHECK ONE)	G 4d. If <u>no</u> , when did you leave? (YEAR)
1.		Yes <input type="checkbox"/> ; No <input type="checkbox"/>	
2.		Yes <input type="checkbox"/> ; No <input type="checkbox"/>	
3.		Yes <input type="checkbox"/> ; No <input type="checkbox"/>	

~~G 4c. IF STILL MEMBER, why do you still belong? (DESIGNATE GROUP AND THE REASONS FOR REMAINING IN EACH)~~

~~G 4d. (FOR GROUPS NO LONGER MEMBER, DESIGNATE AND RECORD EXPLANATION FOR EACH) Why did you leave?~~

~~G 4g. How frequently do you attend services of groups you are still member? (CHECK BELOW)~~

<del>Frequency of Attending</del>	<del>1st Group (INSERT NAME)</del>	<del>2nd Group (INSERT NAME)</del>
	<del>(CHECK ONE)</del>	<del>(CHECK ONE)</del>
<del>More than once a week</del>		
<del>Once a week</del>		
<del>Twice a month</del>		
<del>Once a month</del>		
<del>Major religious celebrations</del>		
<del>Once a year</del>		
<del>Less than once a year</del>		
<del>Never</del>		

~~G 4. Did you attend services of any of the above organizations more or less often than this before World War II?~~

~~More  ; Less  ; Same  .~~

~~IF DIFFERENCE: G 4i. Why was that?~~

~~G 4ii. Of all these religious affiliations, which is most important to you?~~

~~G 4iii. Why is it most important?~~

G 5. INTERVIEWER: IF THE RESPONDENT HAS CHANGED FROM BUDDHIST TO CHRISTIAN, PROTESTANT TO CATHOLIC, CATHOLIC TO PROTESTANT, OR CHRISTIAN TO BUDDHIST: Why did you change from \_\_\_\_\_ to \_\_\_\_\_ ?

G 6. Is your personal religious preference (kojin-teki no shukyo) different from the church or temple you now attend?

Yes  ; No  (If no, skip to G 7)

IF YES: G 6a. What is your personal preference? \_\_\_\_\_

~~G 7. Do you donate to church groups other than the ones to which you currently belong? Yes  ; No  (If no, skip to G 8)~~

~~IF YES: G 7a. What denominations are they? (LIST) \_\_\_\_\_~~

~~G 7b. What is the main reason for your donation(s)? \_\_\_\_\_~~

G 8. INTERVIEWER: ASK ABOUT THE OBSERVANCES OF THE RELIGIOUS RITUALS LISTED BELOW, IN JAPAN AND AMERICA.

Religious Rituals	G 8a. Which rituals did you celebrate in Japan?	G 8b. Which did you ever celebrate in the U.S.?	G 8c. When did you last celebrate this ritual?
1. Grace at meal time	Yes <input type="checkbox"/> ; No <input type="checkbox"/>	Yes <input type="checkbox"/> ; No <input type="checkbox"/>	Year _____
2. Putting rice, water, or tea before family "Butsudan"	Yes <input type="checkbox"/> ; No <input type="checkbox"/>	Yes <input type="checkbox"/> ; No <input type="checkbox"/>	Year _____
3. Praying or bowing before family "Butsudan"	Yes <input type="checkbox"/> ; No <input type="checkbox"/>	Yes <input type="checkbox"/> ; No <input type="checkbox"/>	Year _____
4. Attending church every Sunday	Yes <input type="checkbox"/> ; No <input type="checkbox"/>	Yes <input type="checkbox"/> ; No <input type="checkbox"/>	Year _____
5. Attending prayer meetings on Wednesday	Yes <input type="checkbox"/> ; No <input type="checkbox"/>	Yes <input type="checkbox"/> ; No <input type="checkbox"/>	Year _____
6. Attending festive & ritual days at temples	Yes <input type="checkbox"/> ; No <input type="checkbox"/>	Yes <input type="checkbox"/> ; No <input type="checkbox"/>	Year _____
7. Meditation	Yes <input type="checkbox"/> ; No <input type="checkbox"/>	Yes <input type="checkbox"/> ; No <input type="checkbox"/>	Year _____
8. Clapping of hands	Yes <input type="checkbox"/> ; No <input type="checkbox"/>	Yes <input type="checkbox"/> ; No <input type="checkbox"/>	Year _____
9. Others (SPECIFY)	Yes <input type="checkbox"/> ; No <input type="checkbox"/>	Yes <input type="checkbox"/> ; No <input type="checkbox"/>	Year _____

~~G 8d. What are the main reasons you have discontinued the rituals you have?~~

~~G 8e. RITUALS LAST OBSERVED BEFORE 1945. (If no discontinued rituals?)~~

G 9. Did you (wife (husband)) see to it that your children had religious training? Yes  ; No  ; No children  (If no, or no children, skip to G 10)

IF YES: G 9a. What special kind of training was this? \_\_\_\_\_

Now, I would like to ask a few questions about funeral practices.

G 10. Do you attend Issei funerals? Yes  ; No  .

G 10a. Do you send koden? Yes  ; No  .

~~G 10b. What is important to you about traditional arrangements of Issei funerals?~~

---



---



---

G 11. Do you observe memorial days (senzo kuyo) for your loved ones?  
Yes  ; No  (If no, skip to Q. G 12).

IF YES: G 11a. Whose? \_\_\_\_\_

G 11b. When? (PROBE BON, HIGAN, MEINICHI, ANNIVERSARIES, ETC.)

---

G 11c. How do you observe it? \_\_\_\_\_

---

G 12. Do you have any preference regarding what should be done with your remains after you pass away? (SPECIFY) \_\_\_\_\_

---



---

## SCHEDULE H

## VOLUNTARY ORGANIZATIONS

Now, I would like to ask you about the more important organizations you have belonged to.

- H 1. What were the most important organizations you belonged to?  
(INTERVIEWER: PROBE FOR JAPANESE ASSOCIATION AND OTHER GROUPS BEFORE WORLD WAR II, DURING WORLD WAR II, AND AFTER WORLD WAR II. RECORD ON TABLE ON FOLLOWING PAGE).

Period and Names of organizations	H 1a. Location (City & State)	H 1b. Dates of membership (From, To, Years)	H 1c. What was the purpose of this organization?	H 1d. What office did you hold? (Specify)	H 1e. Were its members mostly Issei, Nisei, Kibei, Hakujuin, Mixed. (Specify)
H 1. PRE-W.; WAR II 1.					
2.					
3.					
4.					
H 2. DURING WAR: 1.	H 2a. (Repeat H 1a)	H 2b. (Repeat H 1b)	H 2c. (Repeat H 1c)	H 2d. (Repeat H 1d)	H 2e. (Repeat H 1e)
2.					
3.					
4.					
H 3. POST-WAR: 1.	H 3a. (Repeat H 1a)	H 3b. (Repeat H 1b)	H 3c. (Repeat H 1c)	H 3d. (Repeat H 1d)	H 3e. (Repeat H 1e)
2.					
3.					
4.					

~~H 11. You mentioned that you belonged to (NAMES OF ORGANIZATIONS) before World War II.~~

~~H 11a. What was most important about your membership?~~

~~H 11b. IF PRE WAR MEMBERSHIP HAS LAPSED: Why did you discontinue your membership in (NAMES OF ORGANIZATIONS)? (IDENTIFY ORGANIZATION BY LINE NUMBER FROM TABLE)~~

~~H 12. You mentioned that you belonged to (NAMES OF ORGANIZATIONS) during World War II. Where they established during the war?~~

~~Yes  ; No~~

~~H 12a. What was most important about your membership?~~

~~H 13. IF MEMBERSHIP HAS LAPSED: Why did you discontinue your membership in (NAMES OF ORGANIZATIONS)? (IDENTIFY)~~

~~H 14. You said you belonged to (NAMES OF ORGANIZATIONS) after World War II.~~

~~H 14a. What was most important about your membership?~~

~~H 15. IF MEMBERSHIP HAS LAPSED: Why did you discontinue your membership in (NAMES OF ORGANIZATIONS)? (IDENTIFY)~~

H 4. In most Japanese communities in America, Issei were usually asked to contribute (kifu) to many Japanese organizations. Did you make many kifu to various organizations? Yes  ; No  (If no, skip to Q. H 5)

IF YES: H 4a. Which ones? (GET AT LEAST 2)

~~H 16. Why?~~

H 5. Now, of all the organizations you have mentioned, which ones benefited the Issei the most? (PROBE FOR AT LEAST TWO) \_\_\_\_\_

H 5a. What did those organizations do for the Issei? \_\_\_\_\_

H 6. Of all the Issei you have known or known about in the Japanese communities where you have lived, can you name three or four, whether dead or living, who are (were) the most important leaders? Don't know

Leaders SPECIFY WHETHER ACTIVE (A) OR DECEASED (D)	H 6a. What was the occupation of each?	H 6b. Where was this? (City & State)	H 6c. When was this; from what year to what year?	Address for those living.
1.			to	
2.			to	
3.			to	
4.			to	

(INTERVIEWER: RECORD ADDITIONAL LEADERS AND DATA ON OPPOSITE PAGE, IF NECESSARY)

H 6d. In your opinion, why were they leaders? \_\_\_\_\_

~~H 7. When members of the Japanese community got together to talk over issues affecting them, like schools, buying meeting halls, purchase of Japanese business, etc., what Issei took the initiative in these discussions? (PROBE FOR THE MAIN LEADERS OF THE LATER GENERATION OF THE COMMUNITY. INDICATE WHETHER ACTIVE OR DECEASED) Don't know~~

<del>Name SPECIFY WHETHER ACTIVE (A) OR DECEASED (D)</del>	<del>H 6a. What was the occupation of each?</del>	<del>H 6b. Where was this? (City &amp; State)</del>	<del>H 6c. When was this; from what year to what year?</del>	<del>Address for those living</del>
<del>1.</del>	<del></del>	<del></del>	<del>to</del>	<del></del>
<del>2.</del>	<del></del>	<del></del>	<del>to</del>	<del></del>
<del>3.</del>	<del></del>	<del></del>	<del>to</del>	<del></del>

~~H 7d. Why were they the leading ones?~~

H 8. Were there strong differences in the Japanese communities where you have lived that caused a split in the community?

Yes  ; No  (If no, skip to Q. H 9) Don't know

~~H 8a. Can you describe and explain them to me? (PROBE FOR ISSUES, REASONS FOR THE SPLIT, WHERE, WHEN, GROUPS INVOLVED, FINAL RESOLUTION)~~

---

---

---

---

---

H 9. In the early years in America, were there ever issues affecting relationships between Japanese and hakujin community that arose? (PROBE, FOR EXAMPLE, JAPANESE LANGUAGE SCHOOL OR SEGREGATION OF JAPANESE STUDENTS.)

Yes  ; No  ; Don't know  . (If no, or don't know, skip to next schedule)

H 9a. What were they? \_\_\_\_\_

H 9b. When and where did they occur? \_\_\_\_\_

~~H 9c. Which Issei would represent the Japanese? (GIVE NAME, ADDRESS AND OCCUPATION)~~

---

---

---

---

---

~~H 9d. What do you think such persons contributed to Issei life in America?~~

---

---

---

---

~~H 9e. What is a particular qualified person to be represented by?~~

---

---

## SCHEDULE I

## POLITICS

I would like to know something about your political activities and interests.

I 1. When you were in Japan before you ever came to America, were you interested in politics? Yes  ; No  .

~~Explain why (why not):~~ \_\_\_\_\_

I 2. Do you keep up with what is going on in Japanese politics today? Yes  ; No  .

~~Explain why (why not):~~ \_\_\_\_\_

IF YES: I 2b. What aspects of Japanese politics interest you? \_\_\_\_\_

I 3. Are you interested in international political affairs? Yes  ; No  .

~~Explain why (why not):~~ \_\_\_\_\_

I 4. Are you interested in American politics? Yes  ; No  .

I 4a. Why (why not)? \_\_\_\_\_

IF INTERESTED: I 4b. What interests you the most about American politics? \_\_\_\_\_

I 5. Since coming to America, have you ever discussed American politics in your home? Yes  ; No  (If no, skip to I 6).

IF YES: I 5a. Would you say this was: Frequent  ; Occasional  ;  
Rare  .

I 6. Do you think Nisei should go into politics? Yes  ; No  .

I 6a. Why (why not)? \_\_\_\_\_

I 7. Have you received your U. S. citizenship? Yes  ; No  .

I 7a. Why (why not)? \_\_\_\_\_  
\_\_\_\_\_

IF YES: I 7b. What year? \_\_\_\_\_

I 8. (IF JAPAN BORN). Has your wife (husband) received her (his) citizenship?  
~~Yes  ; No  ; Not Applicable  . INTERVIEWER: IF MULTIPLE MARRIAGE,  
ASK FOR EACH SPOUSE AND DESIGNATE 1, 2, 3, ETC.~~

Spouse	I 8a. Has she (he) received citizenship?	I 8b. If yes, what year?
<del>1st</del> Wife (Husband)	Yes <input type="checkbox"/> ; No <input type="checkbox"/>	Year: _____
2nd Wife (Husband)	<del>Yes <input type="checkbox"/> ; No <input type="checkbox"/></del>	<del>Year: _____</del>
3rd Wife (Husband)	<del>Yes <input type="checkbox"/> ; No <input type="checkbox"/></del>	<del>Year: _____</del>

~~I 8c. Why did (did not) she (he or they) obtain her (his or their)  
citizenship? (SPECIFY THE SPECIFIC SECTIONS BY NUMBER)~~ \_\_\_\_\_  
\_\_\_\_\_  
\_\_\_\_\_

I 9. What are some of the feelings or thoughts you had about Issei being denied citizenship before the war? \_\_\_\_\_  
\_\_\_\_\_  
\_\_\_\_\_

I 10. IF RESPONDENT IS NATURALIZED: Are you a registered voter? Yes  ; No  .  
Not Applicable

IF YES: I 10a. What party do you usually vote for?  
Republican  ; Democratic  ; Other (SPECIFY) \_\_\_\_\_

I 10b. Why is this? \_\_\_\_\_  
\_\_\_\_\_

IF NO: I 10c. Why not? \_\_\_\_\_  
\_\_\_\_\_

I 11. IF ANY EVIDENCE OF VOTING ACTIVITY: What year did you last vote in:  
I 11a. Presidential election (YEAR) \_\_\_\_\_  
I 11b. For what party? Republican  ; Democratic  ; Other (SPECIFY) \_\_\_\_\_

I 11c. State election (YEAR) \_\_\_\_\_

I 11d. For what party? Republican  ; Democratic  ;  
Both (SPLIT TICKET)  ; Other (SPECIFY) \_\_\_\_\_

I 11e. Municipal election (YEAR) \_\_\_\_\_

I 11f. For what party? Republican  ; Democratic  ;  
Both (SPLIT TICKET)  ; Other (SPECIFY) \_\_\_\_\_

I 12. What helped you to make up your mind to vote as you did?  
(CHECK AS MANY AS APPLICABLE)

Newspapers       Wife (Husband)       Business organizations...

Magazines       Children .....       Labor organizations.....

Radio.....       Friends .....       Professional organizations

T.V. ....       Others (SPECIFY) \_\_\_\_\_

I 12a. Which of these was most important? \_\_\_\_\_

I 13. Since your residence in the United States, have you been inconvenienced  
by any laws which discriminated against the Japanese?  
Yes  ; No  (If no, skip to I 14).

IF YES: I 13a. Which ones? \_\_\_\_\_

I 13b. In what ways? \_\_\_\_\_

I 14. Before 1940 in the U.S., were there any anti-Japanese activities in your  
locality? Yes  ; No  (If no, skip to I 15). Don't know

IF YES: I 14a. Where was this? (CITY AND STATE) \_\_\_\_\_

I 14b. In what year or years (SPECIFY) \_\_\_\_\_

I 14c. What were these anti-Japanese activities? \_\_\_\_\_

I 14d. What did you do about them? \_\_\_\_\_

I 15. Did any Japanese groups, organizations, or individuals try to counteract the anti-Japanese activities? Yes  ; No  ; Don't know  (If no, or don't know, skip to I 16)

IF YES: I 15a. What groups or persons (IF PERSONS WERE NOT PREVIOUSLY MENTIONED, ASK FOR BOTH NAMES AND OCCUPATIONS; IF ALIVE, ALSO ADDRESSES)

---



---

I 15b. What did they do? \_\_\_\_\_

---



---

I 15c. Were any of these efforts particularly successful? \_\_\_\_\_  
 Yes  ; No  ; Don't know

IF YES: I 15d. Which efforts? \_\_\_\_\_

---



---

I 15e. Why were they successful? \_\_\_\_\_

---



---

I 15f. Were any efforts particularly unsuccessful? \_\_\_\_\_  
 Yes  ; No  ; Don't know

IF YES: I 15g. Which ones? \_\_\_\_\_

---



---

I 15h. How do you account for that? \_\_\_\_\_

---



---

I 16. This is our last question, and it is one way of summing up our whole interview. It is a very important question. Some Issei are still more Japanese than others; some have become much like Americans. Below (next page) is a line. Think of the left end of the line as standing for an Issei who has become completely American in his dress, eating habits, recreation, and all other aspects of his life. Imagine the right end of the line as standing for an Issei who has not changed his way of life at all, since coming to America. Please mark a place on this line which shows where you think you belong between these two extremes. The existing marks are intended merely to help you to estimate; you do not have to mark yourself as being on any one of the points. I would like to have you think about this question carefully before you make your decision. (TRANSLATION FOLLOWS).

## TRANSLATION

質問はこれが最後でこれがでお聞きした事柄を總結する一つの方法です。非常に大切な質問ですのでお答えになる前によくお考えになって下さい。

同じ一世の中で或る人は他の人と比べると色々な点で日本人的で、又或る人はアメリカ人らしいと云えます。

下には一本の線が引いてあります。この線の左端を服装・食物・娯楽等の生活上のあらゆる面で全くアメリカ人と変りない人の場合とし、右端をこの国で日本にいた時の生活様式・態度を全く変えていない人の場合とします。この両極端の間の中の位置に即自身が居られるかを考えて、下の線の上に印をつけて下さい。線の上の目盛は唯参考の為に付けてあるだけで別に意味がありませんから、何處でも即自分でここに思う位置に印をお付けになって下さい。

AMERICAN

JAPANESE

Center

~~I 16a. Can you tell me the main reason why you think you belong at that point on the line instead of a place farther in the Japanese end of the line?~~

---



---



---

~~I 16b. What is the main reason why you feel you belong there instead of a place closer toward the American end of the line?~~

---



---



---

THANK YOU VERY, VERY MUCH!