



ICPSR
Inter-university Consortium for
Political and Social Research

National Household Education Survey, 1999

User Guide: 1999

United States Department of Education
National Center for Education Statistics

ICPSR 3607

National Household Education Survey, 1999

(ICPSR 3607)

Principal Investigator

United States Department of Education
National Center for Education Statistics

First ICPSR Version

February 2003

Inter-university Consortium for
Political and Social Research

P.O. Box 1248

Ann Arbor, Michigan 48106

BIBLIOGRAPHIC CITATION

Publications based on ICPSR data collections should acknowledge those sources by means of bibliographic citations. To ensure that such source attributions are captured for social science bibliographic utilities, citations must appear in footnotes or in the reference section of publications. The bibliographic citation for this data collection is:

U.S. Dept. of Education, National Center for Education Statistics. NATIONAL HOUSEHOLD EDUCATION SURVEY, 1999 [Computer file]. ICPSR version. Washington, DC: U.S. Dept of Education, Office of Educational Research and Improvement [Producer], 2000. Ann Arbor, MI: Inter-university Consortium for Political and Social Research [distributor], 2003.

REQUEST FOR INFORMATION ON USE OF ICPSR RESOURCES

To provide funding agencies with essential information about use of archival resources and to facilitate the exchange of information about ICPSR participants' research activities, users of ICPSR data are requested to send to ICPSR bibliographic citations for each completed manuscript or thesis abstract. Please indicate in a cover letter which data were used.

DATA DISCLAIMER

The original collector of the data, ICPSR, and the relevant funding agency bear no responsibility for uses of this collection or for interpretations or inferences based upon such uses.

DATA COLLECTION DESCRIPTION

United States Department of Education. National Center for Education Statistics

National Household Education Survey, 1999 (ICPSR 3607)

SUMMARY: The National Household Education Survey (NHES) reports on the condition of education in the United States by collecting data at the household level rather than using a traditional, school-based data collection system. The surveys attempt to address many current issues in education, such as preprimary education, school safety and discipline, adult education, and activities related to citizenship. This survey included three topical survey components: a Parent Interview, a Youth Interview, and an Adult Education Interview. The Parent Interview (Part 1, Parent Survey Data) collected data on a variety of topics, including early childhood program participation, types and frequency of family involvement in children's schooling, school practices to involve and support families, learning activities with children outside of school, and plans for their children's postsecondary education. The Adult Education Interview (Part 2, Adult Education Survey Data) gathered data on type of adult education program enrolled in, employer support, and degree sought for six types of adult educational activities, including English as a second language, adult basic education, credential programs, apprenticeships, work-related courses, and personal development courses. The Youth Interview (Part 3, Youth Survey Data) elicited information from youths in the 6th through 12th grades whose parents had completed a Parent Interview. Respondents were asked about school and family environments, civic involvement and community service, and plans for postsecondary education.

UNIVERSE: National sample of household members in the United States.

SAMPLING: National sample of households.

NOTE: The codebooks, data collection instruments, and user guides are provided by the data producer as Portable Document Format (PDF) files. The PDF file format was developed by Adobe Systems Incorporated and can be accessed using PDF reader software, such as the Adobe Acrobat Reader. Information on how to obtain a copy of the Acrobat Reader is provided on the ICPSR Web site.

EXTENT OF COLLECTION: 3 data files + machine-readable documentation (PDF) + SAS data definition statements + SPSS data definition statements

EXTENT OF PROCESSING: DDEF.PR/ CONCHK.PR/ UNDOCCHK.PR/
UNDOCCHK.ICPSR

DATA FORMAT: Logical Record Length with SAS and SPSS data
definition

Part 1: Parent Survey Data
File Structure: rectangular
Cases: 24,600
Variables: 805
Record Length: 2,255
Records Per Case: 1

Part 2: Adult Education Survey
Data
File Structure: rectangular
Cases: 6,697
Variables: 572
Record Length: 1,824
Records Per Case: 1

Part 3: Youth Survey Data
File Structure: rectangular
Cases: 7,913
Variables: 487
Record Length: 1,592
Records Per Case: 1

NATIONAL CENTER FOR EDUCATION STATISTICS


User's Manual

October 2000

National Household Education Survey of 1999

Data File User's Manual

Volume I



NATIONAL CENTER FOR EDUCATION STATISTICS


User's Manual

October 2000

National Household Education Survey of 1999

Data File User's Manual

Volume I



Mary Jo Nolin, Project Director
Jill Montaquila, Senior Statistician
Jean Lennon
Brian Kleiner
Kwang Kim
Westat

Christopher Chapman
Kathryn Chandler
National Center for Education Statistics

Sean Creighton
Stacey Bielick
Education Statistics Services Institute

U.S. Department of Education

Richard W. Riley
Secretary

Office of Educational Research and Improvement

C. Kent McGuire
Assistant Secretary

National Center for Education Statistics

Gary W. Phillips
Acting Commissioner

The National Center for Education Statistics (NCES) is the primary federal entity for collecting, analyzing, and reporting data related to education in the United States and other nations. It fulfills a congressional mandate to collect, collate, analyze, and report full and complete statistics on the condition of education in the United States; conduct and publish reports and specialized analyses of the meaning and significance of such statistics; assist state and local education agencies in improving their statistical systems; and review and report on education activities in foreign countries.

NCES activities are designed to address high priority education data needs; provide consistent, reliable, complete, and accurate indicators of education status and trends; and report timely, useful, and high quality data to the U.S. Department of Education, the Congress, the states, other education policymakers, practitioners, data users, and the general public.

We strive to make our products available in a variety of formats and in language that is appropriate to a variety of audiences. You, as our customer, are the best judge of our success in communicating information effectively. If you have any comments or suggestions about this or any other NCES product or report, we would like to hear from you. Please direct your comments to:

National Center for Education Statistics
Office of Educational Research and Improvement
U.S. Department of Education
1990 K Street, NW
Washington, DC 20006-5650

October 2000

The NHES World Wide Web Home Page is
<http://nces.ed.gov/nhes>

B-3

Suggested Citation

U.S. Department of Education. National Center for Education Statistics. *National Household Education Survey of 1999: Data File User's Manual, Volume I*, NCES 2000-076, by Mary Jo Nolin, Jill Montaquila, Jean Lennon, Brian Kleiner, Kwang Kim, Christopher Chapman, Kathryn Chandler, Sean Creighton, and Stacey Bielick. Washington, DC: 2000.

For ordering information on this report, write:

U.S. Department of Education
ED Pubs
P.O. Box 1398
Jessup, MD 20794-1398

Contact:

Christopher Chapman
(202) 502-7327
(e-mail) nhes@ed.gov

or, <http://www.ed.gov/pubs/edpubs.html>
or call toll free 1-887-4ED-Pubs

CONTENTS

| Chapter | | Page |
|-----------|---|------|
| 1. | Introduction | 1 |
| | 1.1 Background of Study | 2 |
| | 1.2 NHES:1999 Survey Topics | 3 |
| | 1.3 Overview of Design | 4 |
| | 1.4 Flow of the Interviews | 6 |
| | 1.5 Contents of Manual..... | 6 |
| 2. | Description of Data Collection Instruments | 9 |
| | 2.1 The NHES:1999 Screener | 9 |
| | 2.2 Parent Interview | 10 |
| | 2.3 Youth Interview | 12 |
| | 2.4 Adult Education Interview..... | 12 |
| | 2.5 Authorship of the NHES:1999 Questionnaires..... | 12 |
| 3. | Sample Design and Implementation | 13 |
| | 3.1 Precision Requirements for the NHES:1999 | 13 |
| | 3.2 Sampling Households | 13 |
| | 3.3 Sampling Within Households..... | 14 |
| | 3.4 Weighting Procedures..... | 16 |
| | 3.4.1 Household-Level Weights | 16 |
| | 3.4.2 Person-Level Weights..... | 17 |
| | 3.5 Computing Sampling Errors..... | 22 |
| | 3.6 Approximate Sampling Errors..... | 25 |
| | 3.7 Standardization of Weights for the Split Half Samples and Other Subsamples | 26 |
| | 3.8 Imputation | 29 |
| 4. | Data Collection Methods and Response Rates | 33 |
| | 4.1 Data Collection Procedures | 33 |
| | 4.1.1 Special Pre-Collection Procedures..... | 33 |
| | 4.1.2 CATI System Applications | 34 |
| | 4.1.3 Interviewer Training..... | 34 |
| | 4.1.4 Interviewing Procedures..... | 35 |
| | 4.1.5 Special Data Collection Procedures..... | 36 |
| | 4.1.6 Data Collection Quality Control | 38 |

| CONTENTS--Continued | | Page |
|----------------------------|--|-------------|
| 4.2 | Response Rates in the NHES:1999 | 39 |
| 4.2.1 | Screener Response Rates | 40 |
| 4.2.2 | Extended Interview Response Rates | 41 |
| 4.3 | Item Response Rates | 46 |
| 5. | Data Preparation | 50 |
| 5.1 | Coding and Editing Specifications | 50 |
| 5.1.1 | Range Specifications | 50 |
| 5.1.2 | Consistency Checks (Logic Edits) | 50 |
| 5.1.3 | Structural Edits..... | 51 |
| 5.1.4 | Frequency and Cross-Tabulation Review | 51 |
| 5.1.5 | Review of "Other, specify" Items | 51 |
| 5.1.6 | Coding of Open-Ended Items | 51 |
| | References | 53 |
| Appendixes | | |
| Appendix A: | Screener, Parent Interview, Youth Interview, and Adult Education Interview Questionnaires | A-1 |
| Appendix B: | Summary of Weighting and Sample Variance Estimation Variables | B-1 |

CONTENTS--Continued

| Tables | LIST OF TABLES | Page |
|---------------|---|-------------|
| 1-1 | Summary of completed interviews and weighted completion and response rates | 5 |
| 1-2 | Summary of completed interviews and unweighted completion and response rates..... | 6 |
| 2-1 | NHES:1999 Parent Interview content by major path..... | 11 |
| 3-1 | Expected and actual numbers of completed interviews and weighted response rates for the NHES:1999 Screener and interview components..... | 15 |
| 3-2 | Control totals for poststratifying the NHES:1999 household-level weights | 17 |
| 3-3 | Control totals for raking the NHES:1999 person-level Parent Interview weights..... | 19 |
| 3-4 | Control totals for raking the NHES:1999 person-level Youth Interview weights | 21 |
| 3-5 | Control totals for raking the NHES:1999 person-level Adult Education Interview weights | 23 |
| 4-1 | Number of telephone numbers dialed, by residential status and weighted and unweighted Screener response rates | 40 |
| 4-2 | Number of telephone numbers dialed in the Screener, by response status, weighted response rate, and characteristic of the geographic area based on the telephone exchange | 42 |
| 4-3 | Number of enumerated children and adults, completed interviews, and weighted completion and response rates, by type of extended interview | 43 |
| 4-4 | Number of sampled Parent Interviews, by response status and weighted completion rates | 44 |
| 4-5 | Number of sampled Youth Interviews, by response status and weighted completion rates | 45 |
| 4-6 | Number of sampled Adult Education Interviews, by response status and weighted completion rates | 46 |
| 4-7 | Item response rates for selected items in the Parent Interview | 47 |
| 4-8 | Item response rates for selected items in the Youth Interview | 48 |
| 4-9 | Item response rates for selected items in the Adult Education Interview..... | 49 |

CONTENTS—Continued

LIST OF FIGURES

Figure

| | | |
|-----|---------------------------------------|---|
| 1-1 | Flow of the NHES:1999 interviews..... | 7 |
|-----|---------------------------------------|---|

1. INTRODUCTION

The 1999 National Household Education Survey (NHES:1999) was a random digit dial (RDD) telephone survey of households in the United States developed by the National Center for Education Statistics (NCES) and conducted by Westat. The NHES:1999 was a compilation of key items from previous NHES survey years, and included three interviews:

- The Parent Interview, in which data were collected on a variety of topics including early childhood program participation, types and frequency of family involvement in children's schooling, school practices to involve and support families, learning activities with children outside of school, and plans for their children's postsecondary education;
- The Youth Interview, in which children in 6th through 12th grades, whose parents had completed a Parent Interview, were asked about school and family environments, civic involvement and community service, and plans for postsecondary education; and
- The Adult Education Interview, in which data, such as type of program, employer support, and degree sought were collected on characteristics of participation in six types of adult educational activities, including English as a second language, adult basic education, credential programs, apprenticeships, work-related courses, and personal development courses.

There were three populations of interest for the NHES:1999:

- Children birth through grade 12, whose parents completed the Parent Interview, which was structured according to the age or grade of their children;
- Students in grades 6 through 12, who completed the Youth Interview; and
- Adults, defined as persons 16 years old or older, not enrolled in grade 12 or below, and not on active duty in the military, who responded to the Adult Education Interview.

Data were collected from January 3 through April 3, 1999.

This manual provides documentation and guidance for users of the three public release data files of the NHES:1999: the Parent Interview file, the Youth Interview file, and the Adult Education Interview file. Information about the purpose of the study, the data collection instruments, the sample design, data collection and data processing procedures, and a brief guide to the data files is contained in Volume I of this manual. A reference guide to NHES:1999 variables in previous NHES data files is also provided.

Volumes II through IV of the NHES:1999 Data File User's Manual each contain a guide to a data file and codebook, a discussion of data considerations and anomalies and, in appendixes, the file layout, derived variable specifications, cross references of NHES:1999 variables with variables in previous NHES files, the codebook for one of the data files from the NHES:1999, and directions and sample code for linking the NHES:1999 files.

- The Parent Interview file (Volume II) contains data from interviews completed with parents of 24,600 children—3,378 infants, 3,561 preschool children, 8,372 primary school children (grades K–5), 4,024 middle or junior high school children (grades 6–8), 4,980 high school children (grades 9–12), and 285 home school children;

- The Youth Interview file (Volume III) contains data from interviews completed with 7,913 6th through 12th graders;
- The Adult Education Interview file (Volume IV) contains data from interviews completed with 6,697 adults.

1.1 Background of Study

The National Household Education Survey is a household survey developed by the National Center for Education Statistics and conducted by Westat. This RDD, computer-assisted telephone interview (CATI) has been conducted in the spring of 1991, 1993, 1995, 1996, and 1999. The NHES complements the Center's other surveys, which primarily collect data through institution based surveys. By collecting data directly from households, the NHES collection allows the Center to gather data on issues that cannot easily be addressed through institutional surveys such as early childhood care and education, children's readiness for school, parent perceptions of school safety and discipline, participation in adult and continuing education, parent involvement in education, and civic involvement.

A large field test of the NHES was conducted in the fall of 1989. This first effort, which included the screening of about 15,000 households, included two topical components: school dropouts (interviews were conducted with adult household respondents and 14- to 21-year-old youth) and early childhood education (interviews were conducted with parents/guardians of 3- to 5-year-olds). The design of the Field Test and the results of the Field Test data collection activities are described in an *Overview of the NHES Field Test* (Brick et al. 1992).

The first full-scale implementation of the NHES was conducted in the spring of 1991 (NHES:1991). The topical components in the survey were Early Childhood Education (ECE) for 3- to 8-year-olds and participation in adult education (AE). For the NHES:1991, more than 60,000 households were screened, nearly 14,000 Early Childhood Education interviews were conducted with the parents/guardians of eligible children, and about 12,500 interviews were conducted with adults regarding participation in adult education activities. More information about these data can be found in the *National Household Education Survey of 1991: Adult and Course Data Files User's Manual* (Brick et al. 1992a) and the *National Household Education Survey of 1991: Preprimary and Primary Data Files User's Manual* (Brick et al. 1992b).

The NHES was conducted again in 1993, addressing the topics of readiness for school and safety and discipline in school. The NHES:1993 School Readiness (SR) component focused on readiness for school in a broad sense and examined several relevant issues, such as experience in early childhood programs, the child's accomplishments and difficulties in several developmental domains, home activities, delayed kindergarten entry, and early school experience. Parents of 10,888 children aged 3 through 7 or in 2nd grade or below were interviewed. The other component in the NHES:1993, School Safety and Discipline (SS&D), focused on four areas: school environment, school safety, school discipline policy, and alcohol/other drug use and education. Parents of 12,680 children in 3rd through 12th grades were interviewed, as were 6,504 students in 6th through 12th grades whose parents had completed an interview. More information about these data can be found in the *National Household Education Survey of 1993: School Readiness Data File User's Manual* (Brick et al. 1994a) and the *National Household Education Survey of 1993: School Safety and Discipline Data File User's Manual* (Brick et al. 1994b).

In 1995, the topics from the NHES:1991 were repeated. The NHES:1995 Early Childhood Program Participation component (ECPP) focused on children's early experiences in various types of nonparental child care arrangements and early childhood programs. For the ECPP component of the

NHES:1995, interviews were completed with parents of 14,604 children from birth through 3rd grade up to age 10. The NHES:1995 Adult Education component (AE) focused on the participation of adults in a wide range of educational activities during the 12 months prior to the interview. The population for this survey was defined as persons age 16 and older who were not enrolled in elementary or secondary school and not on active duty in the U.S. Armed Forces. In all, 19,722 adult interviews were completed for the AE component of the NHES:1995: 11,713 with adult education participants and 8,009 with nonparticipants. More information about these data can be found in the *National Household Education Survey of 1995: Adult Education Data File User's Manual* (Collins et al. 1996a), the *National Household Education Survey of 1995: Early Childhood Program Participation Data File User's Manual* (Collins et al. 1996b), and the *National Household Education Survey of 1996: Data File User's Manual* (Collins et al. 1997).

In 1996, the NHES focused on the topics of Parent/Family Involvement in Education (PFI) and Civic Involvement (CI). The PFI component of the NHES:1996 focused on family involvement in children's education in four areas: children's schools, communication with teachers or other school personnel, children's homework and behavior, and learning activities with children outside of school. Interviews were completed for 20,792 children aged 3 through 20 and in 12th grade or below. The CI component of the NHES:1996 addressed sources of information about government and national issues, civic participation, and knowledge and attitudes about government. Items were administered to youth in grades 6 through 12 and their parents, as well as to a representative sample of U.S. adults. The CI component also addressed opportunities that youth have to develop the personal responsibility and skills that would facilitate their taking an active role in civic life. Interviews were completed with 9,393 parents of students in grades 6 through 12, 8,043 youth in grades 6 through 12, and 2,250 adults.

1.2 NHES:1999 Survey Topics

The NHES:1999 addressed a wide variety of educational topics that had been covered in previous NHES surveys as well as including a new focus on postsecondary education plans. The survey was designed to provide the Department of Education with end-of-decade measures of important education indicators. Topics were selected by identifying associated items most prevalently used in published estimates by the Department or other education researchers, evaluating the data needs for measuring the Department's Strategic Plan Indicators, consulting with NHES data users and education researchers about issues they considered important to measure at the end of the decade, and evaluating the content of other studies that could potentially overlap the content of the NHES:1999. In addition to the key issues identified through these sources, an Adult Special Study was included in this survey administration; it contained additional items to address a number of specific methodological issues, such as how different ways of asking race/ethnicity questions effect how respondents report these characteristics. (Except where noted, the Adult Special Study did not affect NHES:1999).

Parent Interview

The NHES:1999 Parent Interview included a variety of educational topics, each appropriate for certain age/grade groups of children. Some of the topics included were early childhood program participation, emerging literacy and numeracy, parent satisfaction with and involvement in the child's education, school practices to involve and support families, learning activities with children outside of school, family involvement in learning outside of school, and parent reports about child's postsecondary education plans. Other information collected in this component pertains to the child's personal and demographic characteristics, household characteristics, and the child's health and disability statuses. Interviews were completed for 24,600 children birth through 20 years old and in 12th grade or below.

Youth Interview

Asked of youth in grades 6 through 12 whose parents had completed a Parent Interview, the NHES:1999 Youth Interview focused on school, family environment, civic involvement and community service, and plans for postsecondary education. Interviews were completed with 7,913 youth in grades 6 through 12.

Adult Education Interview

The NHES:1999 Adult Education Interview focused on the participation of civilian adults (aged 16 years and older and not enrolled in 12th grade or below) in a wide range of educational activities. Respondents were asked about their participation in six broadly defined types of adult educational activities: English as a second language instruction, adult basic skills and GED preparation classes, courses taken towards college degrees or vocational diplomas or certificates, apprenticeship programs, career- or job-related courses, and personal interest/development courses. Interviews were completed with 6,697 adults, 3,999 with adult education participants and 2,698 with nonparticipants.

1.3 Overview of Design

The NHES:1999 was developed to provide reliable national estimates from the Parent, Youth and Adult Education Interviews. Because of the high costs associated with screening large numbers of households in order to meet the sample size requirements for precise estimates, more than one population and set of issues were addressed concurrently in the NHES:1999. This strategy is key to the NHES design. By including more than one topic within the framework of a single survey, the cost of screening households to find those eligible for the study could be partitioned over the three component interviews.

Another general feature of the NHES was developed in response to concerns about the burden placed upon those who respond to multiple survey components. With the introduction of multiple surveys within a single framework, the possibility of increasing response burden on the members of the sampled households arose. It is possible that the same household member could have been selected to respond to more than one interview and/or that more than one household member could be sampled. A Screener was used to collect information on household composition and interview eligibility. For the Parent Interview, if there were one or more children qualifying for one of the six possible interview paths (infant, preschool, elementary, middle school, high school, or home school), only one child was selected for that path. A maximum of three Parent Interviews were allowed per household but only if the household had not been designated for an Adult Education Interview. If a child was selected as the subject of a middle or high school path interview, following completion of that Parent Interview, he or she was asked to complete a Youth Interview. Only one 6th through 12th grader was sampled per household. To assure households did not have to participate in too many interviews, the maximum number of interviews per household was set to four. Three Parent Interviews were allowed in some households, and two Parents, one Adult, and one Youth in others. (See chapter 3 for a detailed discussion of sampling procedures for the NHES:1999.)

Even though sampling methods reduced the number of interviews per household, the length of the interview was considered to be a critical factor in obtaining good response rates and reliable estimates. Therefore, the number of items included in the NHES:1999 was limited in order to help improve response rates and reduce the demands made on survey respondents. The average administration time for the Screener was 1.9 minutes for Screeners with no extended interviews, 3.6 minutes for Screeners with Parent Interviews only, 4.0 minutes for Screeners with Parent and Youth Interviews, 3.0 minutes for Screeners with Adult Interviews only, 4.4 minutes for Screeners with Parent and Adult Interviews, and 4.9 minutes for

Screeners with Parent, Youth, and Adult Interviews. The average administration time for the Parent Interview was 14.0 minutes; for the Youth Interview it was 12.5 minutes. The Adult Education Interview took an average of 13.4 minutes to administer to adult education participants and 9.4 minutes for nonparticipants.

Because of the requirement to reduce respondent burden, the complex sampling techniques employed, and the need for quick and accurate administration, the NHES:1999 was conducted using computer-assisted telephone interviewing (CATI) technology. Some of the advantages of CATI included improved project administration, online sampling and eligibility checks, scheduling of interviews according to a priority scheme to improve response rates, managing data quality by controlling skip patterns and checking responses online for range and consistency, and an online “help” function to assist interviewers in answering respondents’ questions. Items within each of the NHES:1999 instruments were programmed so that the appropriate items appeared on the interviewer’s computer screen according to the respondent’s answers to previous questions.

Table 1-1 summarizes the number of completed interviews and gives weighted completion and response rates for the Screener, the Parent, Youth, and Adult Education Interviews. Table 1-2 gives unweighted completion and response rates for the Screener and the Parent, Youth, and Adult Education Interviews. More details on the computation of these rates are given in chapter 4.

Table 1-1.—Summary of completed interviews and weighted completion and response rates

| Interview type | Number of completed interviews | Completion rate ¹ | Response rate ² |
|---------------------------------|--------------------------------|------------------------------|----------------------------|
| Screener | 57,278 | 74.1 | 74.1 |
| Parent Interview | 24,600 | 90.0 | 66.7 |
| Youth Interview | 7,913 | 78.1 | 57.9 |
| Adult Education Interview | 6,697 | 84.1 | 62.3 |

¹The completion rate is the percentage of completed interviews for a specific stage of the survey (i.e., the Screener, the Parent Interview, the Youth Interview, or the Adult Education Interview). It is a ratio of the number of completed interviews to the number of units (e.g., households, household members) sampled for the interviews. For many telephone numbers sampled for the Screener interview, no contact was ever made. Based on previous research (Brick and Broene 1997), 40.5 percent of these numbers were assumed to be residential and were added to the denominator for the calculation of the Screener completion and response rates.

²The response rate indicates the percentage of possible interviews that have been completed, taking all sampling stages into account. It is the product of the Screener completion rate and the completion rate for the Parent Interview, the Youth Interview, or the Adult Education Interview. The response rate and completion rate are identical for the first stage of sampling and interviewing (i.e., the Screener).

SOURCE: U.S. Department of Education, National Center for Education Statistics, National Household Education Survey (NHES), spring 1999.

Table 1-2.—Summary of completed interviews and unweighted completion and response rates

| Interview type | Number of completed interviews | Completion rate ¹ | Response rate ² |
|---------------------------------|--------------------------------|------------------------------|----------------------------|
| Screener | 57,278 | 73.5 | 73.5 |
| Parent Interview..... | 24,600 | 88.3 | 64.9 |
| Youth Interview..... | 7,913 | 75.5 | 55.5 |
| Adult Education Interview | 6,697 | 83.5 | 61.4 |

¹The completion rate is the percentage of completed interviews for a specific stage of the survey (i.e., the Screener, the Parent Interview, the Youth Interview, or the Adult Education Interview). It is a ratio of the number of completed interviews to the number of units (e.g., households, household members) sampled for the interviews. For many telephone numbers sampled for the Screener interview, no contact was ever made. Based on previous research (Brick and Broene 1997), 40.5 percent of these numbers were assumed to be residential and were added to the denominator for the calculation of the Screener completion and response rates.

²The response rate indicates the percentage of possible interviews that have been completed, taking all sampling stages into account. It is the product of the Screener completion rate and the completion rate for the Parent Interview, the Youth Interview, or the Adult Education Interview. The response rate and completion rate are identical for the first stage of sampling and interviewing (i.e., the Screener).

SOURCE: U.S. Department of Education, National Center for Education Statistics, National Household Education Survey (NHES), spring 1999.

1.4 Flow of the Interviews

Figure 1-1 shows the flow of the NHES:1999 interviews. Each household contact began with a Screener, which obtained information used to sample adults and children for extended interviews.

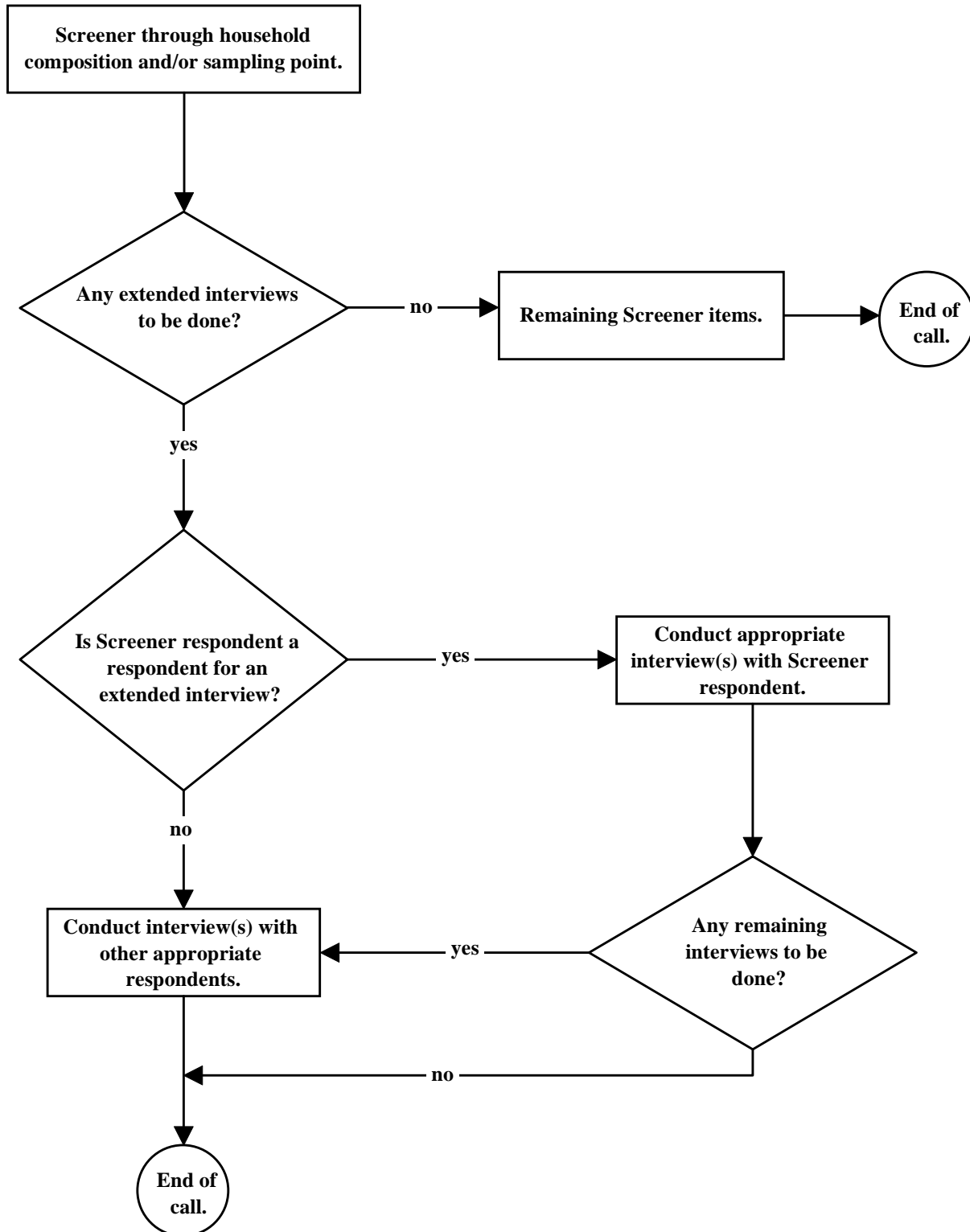
If the household contained any children from birth through 12th grade, up to three Parent Interviews were conducted with the parent or guardian most knowledgeable about each child's care and education. Any youth enrolled in grade 6 through 12 who was sampled was asked to respond to the Youth Interview after the Parent Interview was completed. Up to one adult was sampled in each household for an Adult Education interview. (See chapter 3 for additional details about the sample.)

Whenever possible, all interviews with household members were conducted during the same telephone call as the Screener. Followup calls were made to complete interviews that were not completed during the initial contact.

1.5 Contents of Manual

The chapters that follow in Volume I provide additional information about the survey instruments (chapter 2), the sample design and estimation procedures (chapter 3), data collection and response rates (chapter 4), and data preparation (chapter 5). Appendix A provides a copy of the Screener, the Parent Interview, the Youth Interview, and the Adult Education Interview. Appendix B contains a summary of weighting and sample variance estimation variables. Volumes II through IV of the NHES:1999 Data File User's Manual provide information on the Parent Interview file, the Youth Interview File, and the Adult Education Interview file, respectively. Each contains a guide to the relevant data file and codebook, a discussion of data considerations and anomalies and, in appendixes, the file layout, derived variable specifications, a cross reference of NHES:1999 variables with variables from previous NHES administrations, the codebook for the relevant data file from the NHES:1999, and directions and sample code for linking the NHES:1999 data files.

Figure 1.1—Flow of the NHES:1999 interviews



This page is intentionally blank.

2. DESCRIPTION OF DATA COLLECTION INSTRUMENTS

The sections that follow describe the instruments used to collect data contained in the Parent, Youth, and Adult Education data files in the NHES:1999. In addition to the Screener, through which eligibility was determined, three instruments were used: the Parent, Youth, and Adult Education Interviews. Appendix A contains a copy of each instrument.

2.1 The NHES:1999 Screener

As stated earlier, the screening interview in the NHES:1999 was used to determine whether sampled telephone numbers belonged to households, gather the information needed to sample household members to be interview subjects, and administer some household items in households in which no one was sampled for an extended interview. The Screener was designed to accomplish these tasks efficiently, placing minimum burden on the respondent.

The first series of questions in the Screener determined whether the telephone number was residential and whether the person on the telephone was eligible to answer the questions. If it was determined that the telephone number was used for business only, the call was terminated. The survey continued for numbers that were for household use or for both household and business use.

If the person who answered the telephone was not a household member or was a household member under 18 years of age, an appropriate Screener respondent was requested. If no member of the household was 18 years old or older, a person designated as the male or female head of household was eligible to be the Screener respondent.

The order of subsequent Screener questions varied depending upon whether the household contained any members age 20 or younger and whether the household had been designated for an Adult Education Interview. In households not designated for an Adult Education Interview and in which there were children age 20 or younger, only those members age 20 and younger were enumerated. Screener questions directly following the enumeration determined whether they could be sampled for the study. The questions asked whether household members age 3 through 20 were attending school or being home schooled, and the grade or year of school in which they were enrolled. If a child was sampled for a Parent Interview, the parent/guardian most knowledgeable about the child's education and care was selected as the respondent.

In households designated for an Adult Education Interview, all household members were enumerated in the Screener. Participation in any educational activities during the past 12 months was determined for all household members age 16 or older and not currently enrolled in grade 12 or below. Following selection of an adult for the extended interview, eligibility was determined by asking whether the sampled adult was currently serving on active duty in the military. Active duty military personnel were not eligible for an Adult Education Interview. When appropriate, contact information was gathered for adults living in school-sponsored housing.

If no child was sampled for a Parent Interview and no adult was sampled for an Adult Education Interview, the Screener respondent was asked whether the home was owned or rented and whether there were other telephone numbers in the household for home use, information that was used for weighting and nonresponse adjustment.

2.2 Parent Interview

In the NHES:1999 Parent Interview, data were collected about children from birth through age 20 as of December 31, 1998. In order to be eligible, children aged 7 or older had to be enrolled in or home schooled in the 12th grade or below at the time of the interview. Youth who did not live with a parent/guardian or with an adult at least 12 years older than him or herself were ineligible.

Table 2-1 shows the overall structure of the interview and distribution of topics among the six groups of children that were in this survey. The respondent for the Parent Interview was the adult living in the household who was the most knowledgeable about the child's care and education. Typically, this was the mother of the child; however, the respondent could be a father, stepparent, adoptive parent, foster parent, grandparent, another relative, or nonrelative guardian. For simplicity, when referring to the most knowledgeable respondent in the manual, this person will be called the parent/guardian.

In the Parent Interview, subjects were routed to one of six questionnaire paths: infant, preschool, elementary school, middle/junior high, senior high, or home school. Irrespective of the questionnaire path for the child, parents were asked basic demographic questions about the child, questions about the child's health and disability status, questions about parent/guardian characteristics, and questions about household characteristics.

The **infant path** was for those children newborn through 2 years of age. Information was collected on early childhood care and programs, care and education by nonparental adults, training and support for parents of preschoolers, and family involvement in learning activities outside of school.

The **preschool path** was for those children who were age 3 or older and not yet attending kindergarten or primary school. These children were typically 3 to 5 years old. Information was collected about participation in early childhood care and programs, literacy-related skills and activities, training and support for families of preschoolers, and family involvement in programs and program practices to involve the family. Parents/guardians of preschoolers who attended Head Start or a center-based program received school-related questions, which parents of preschoolers who were not enrolled did not receive.

The **elementary school path** was administered to parents/guardians of children currently attending kindergarten through 5th grade, including transitional kindergarten and prefirst grade. As defined in the NHES, transitional kindergarten is a program before regular kindergarten for children who are old enough for kindergarten but not yet ready to start. Prefirst grade is an extra year between kindergarten and first grade. Elementary school children are typically 5 to 11 years old.

In the elementary school path, data were collected about enrollment in school, center-based program participation before school entry, school characteristics, student academics and behavior at school, parent satisfaction with school, family participation in school and school practices to involve families, before and after school care and activities, and family involvement in educational activities outside of school.

The **middle school/junior high school path** was administered to those parents/guardians of children who were attending grades 6 through 8. Data were collected about school enrollment, school characteristics, parent satisfaction with school, student academics and behavior at school, family participation in school and school practices to involve families, before and after school care and activities, and plans for postsecondary education.

The **senior high school path** was administered to parents/guardians of youth attending grades 9 through 12. This path collected data about school enrollment, school characteristics, parent satisfaction with

school, student academics and behavior at school, family participation in school and school practices to involve families, and plans for postsecondary education.

Table 2-1.—NHES:1999 Parent Interview content by major path

| Interview section | Infant/ toddler (I) | Preschool (N) | | Elementary school (E) | | Middle school (M) 6–8 | Senior high school (S) 9–12 | Home school (H) |
|---|---------------------------|-----------------|-------------------------------|--------------------------|-----|-----------------------------|--------------------------------------|-----------------------|
| | | Not enrolled | Center- based ¹ | K–2 | 3–5 | | | |
| Demographics | X | X | X | X | X | X | X | X |
| Current school/program status | | X | X | X | X | X | X | X ² |
| Center-based participation before entering school | | | | X | | | | X |
| Home schooling | | | | | | | | X |
| Preschool/school characteristics | | | | X | X | X | X | X ² |
| Literacy-related skills | | X | X | | | | | |
| Care/education by nonparental adults | X | X | X | | | | | |
| Support for families of preschoolers | X | X | X | | | | | |
| Parent satisfaction with school | | | | X | X | X | X | X ² |
| Academics and behavior at school | | | | X | X | X | X | X ² |
| Family/school involvement and school practices | | | X | X | X | X | X | X ² |
| Before-/after-school care | | | | X | X | X | | |
| Postsecondary plans | | | | | | X | X | X |
| Family involvement outside of school | X | X | X | X | X | | | X |
| Health and disability | X | X | X | X | X | X | X | X |
| Parent/guardian characteristics | X | X | X | X | X | X | X | X |
| Household characteristics | X | X | X | X | X | X | X | X |

¹Center-based programs include day care centers, nursery schools, preschools, and prekindergartens.

²Asked of home schooled students who also attend regular school for 9 hours per week or more.

SOURCE: U.S. Department of Education, National Center for Education Statistics, National Household Education Survey (NHES), spring 1999.

The **home school path** was administered to those parents/guardians of children who were not attending school but were being instructed at home and who had a grade equivalent of kindergarten through 12th grade. Those with a grade equivalent of nursery school were assigned to the preschool path. Parents of home schoolers were asked questions about the student's grade equivalent, center-based program participation before school entry (for those in grade equivalent K through 2), home schooling history, reasons for schooling their child at home, family involvement in educational activities outside of school, and, for those with a grade equivalent of 6 through 12, activities that may promote civic involvement among youth and plans for postsecondary education. For those students who were reported to be home schooled but also attended a school 9 or more hours per week, parents/guardians were administered the sections on school characteristics, parent satisfaction with school, student experiences and performance at school, and family participation in school and school practices to involve families. The number of children who followed the home school path was relatively small compared to the other paths.

To avoid redundancy and increased response burden, household information was collected only during the first interview conducted in each household. Similarly, parent/guardian information was collected only once per household, unless sampled children in the same household had different parents.

2.3 Youth Interview

In the NHES:1999 Youth Civic Involvement Interview, data were collected from students in grades 6 through 12, for whom there was a completed Parent Interview. Subjects were routed to one of two questionnaire paths: **middle school/junior high school** or **senior high school**. The **middle school/junior high school** path was administered to those students who were attending grades 6 through 8. Data were collected about school and family learning environments, activities that may promote personal responsibility and civic involvement, plans for postsecondary education, and community service. The **senior high school path** was administered to students attending grades 9 through 12. Youth in the senior high school path were asked the same questions as those in the middle school/junior high school path but were also given an additional set of questions regarding knowledge and attitudes about civic life. Home schoolers in the middle school/junior high school and senior high school paths who did not attend a school 9 or more hours per week skipped questions referring to schools.

2.4 Adult Education Interview

The Adult Education Interview was designed to provide national estimates of participation in adult educational activities for all adults. Respondents were asked about their participation in six types of educational activities: English as a second language, basic skills/GED preparation, credential courses, apprenticeships, career- or job-related activities, and personal interest/development activities. In addition, other items addressed general literacy activities, community service participation, and opinions about selected actions that might improve public education. The final sections gathered demographic, household, and employment information.

2.5 Authorship of the NHES:1999 Questionnaires

The questionnaires were designed by Mary Jo Nolin, Laura Loomis, and Kwang Kim of Westat, Kathryn Chandler and Christopher Chapman of NCES, and Sean Creighton of ESSi. They received advice and guidance from a Technical Review Panel. Panel members were Suzanne Bianchi, University of Maryland; Jennifer Day, U.S. Department of Commerce; Sandra Hofferth, University of Michigan; Scott Keeter, Virginia Commonwealth University; Oliver Moles, Office for Educational Research and Improvement (OERI); Cynthia Prince, National Education Goals Panel; and Seymour Sudman, University of Illinois.

3. SAMPLE DESIGN AND IMPLEMENTATION

This chapter describes the sample design for the NHES:1999, including a number of special features of the design. Also presented are the procedures for weighting, variance estimation, and imputation for items that had missing values. (For a more detailed discussion of these topics, see *The 1999 National Household Education Survey Methodology Report* (Nolin et al. forthcoming).)

3.1 Precision Requirements for the NHES:1999

The number of telephone numbers required for the NHES:1999 was determined by the precision requirements for the Parent, Youth, and Adult estimates. The key precision requirement for the NHES:1999 Parent and Youth sample was the ability to detect a relative change of at least 10 to 15 percent at the 95 percent confidence level, if at least 30 percent of the children have the characteristic. For the NHES:1999 Adult Education sample, the key sample size determinants were the requirements to detect relative change of at least 10 to 15 percent in estimates of participation in adult education activities (overall) and participation in credential programs and work-related courses, as well as the requirement to estimate participation in adult education by race/ethnicity.

Target sample sizes of about 4,500 infants (age 0 to 2 years), 4,500 preschoolers (age 3 through 5 and not yet enrolled in kindergarten), 10,000 younger children (grades kindergarten through 5), and 10,800 older children (grades 6 through 12) were established for the NHES:1999. A target sample size of 8,150 was established for students responding to the Youth Interview. For adults, a target sample size of about 10,000 civilian adults ages 16 and older who were not in 12th grade or below was established. Adult education participants were sampled at a higher rate than non-participants in order to improve the precision of estimates of characteristics of participants. Taking into account all stages of sampling and expected response, an estimated total of 60,000 households needed to be screened.

3.2 Sampling Households

Different methods have been developed over the years for selecting random samples of telephone households. The Mitofsky-Waksberg method of random digit dialing as described in Waksberg (1978) is probably the best known of the methods. For the NHES:1991 and the NHES:1993, a modified Mitofsky-Waksberg method described by Brick and Waksberg (1991) was used.

Because the NHES is a telephone survey, coverage bias resulting from differences between telephone and nontelephone households is a concern. Various studies have been undertaken to examine the undercoverage bias for key subgroups in the NHES. Brick et al. (1992) looked at undercoverage bias for 3- to 5-year-olds and 14- to 21-year-olds. Brick (1996) examined undercoverage bias for 0- to 2-year-olds and adults. Undercoverage bias for 3- to 7-year-olds was examined by Brick et al. (1997). Undercoverage bias for estimates of characteristics of households and for adults was investigated by Montaquila et al. (1997).

The NHES:1995, the NHES:1996, and the NHES:1999 used a different approach to RDD sampling, called a list-assisted method, described by Casady and Lepkowski (1993). This method reduces the number of unproductive calls to nonworking or nonresidential numbers (compared with simple random sampling of all numbers), produces a self-weighting sample, is a single stage and unclustered sample, and eliminates the sequential difficulties associated with the Mitofsky-Waksberg method. With the list-assisted method, an equal probability random sample of telephone numbers is selected from all telephone numbers that are in 100-banks (numbers in a 100-bank have the same first 8 digits of the 10-digit telephone number)

in which there is at least one residential telephone number listed in the white pages directory (the listed stratum). Both listed and unlisted telephone numbers are included in the listed stratum. Telephone numbers in 100-banks with no listed telephone numbers (the zero-listed stratum) were not sampled.

The disadvantage of the list-assisted method is that it incurs a coverage bias because not all telephone households are included in the sampling frame. Households in the zero-listed stratum have no chance of being included in the sample. Empirical findings were presented by Brick et al. (1995b) to address the question of coverage bias. These results show that the percentage of telephone numbers in the zero-listed stratum that are residential is very small (about 1.4 percent) and that about 3 to 4 percent of all telephone households are in the zero-listed stratum. The findings also show that the bias resulting from excluding the zero-listed stratum is generally small.

The sampling frame for the NHES:1999 was all telephone numbers in 100-banks with one or more listed telephone numbers as of December 1998. A stratified list-assisted sample was used in order to support design goals for national-level and subdomain statistics for the Parent, Youth, and Adult Education components of the NHES:1999.

In order to produce more reliable national estimates from the extended interviews for subdomains defined by race and ethnicity, telephone numbers in areas with high percentages of blacks and Hispanics were sampled at higher rates. The sampling frame used in the study contained the 1990 census counts of persons in the area by race and ethnicity. A 100-bank was classified in the high minority concentration stratum if its population was either at least 20 percent black or at least 20 percent Hispanic. The banks that did not meet this requirement were classified in the low minority concentration stratum. The sampling rate in the high minority concentration stratum was twice that of the low minority stratum.

A sample of 163,265 telephone numbers was selected for the NHES:1999. Assuming that 49 percent of the telephone numbers would belong to households and assuming a Screener response rate of 75 percent, it was expected that about 60,000 screening interviews would be completed. The actual number of households with completed screening interviews was 55,929.

3.3 Sampling Within Households

Because administering the Parent, Youth, and the Adult Education Interviews in the same household would have been too great a burden on respondents, a within-household sampling scheme was developed to control the number of persons sampled for extended interviews in each household. The sample of telephone numbers was randomly divided into three groups. The first group (21,279 telephone numbers or 13 percent of the sample) was designated for adult enumeration. The second group (20,871 telephone numbers or 13 percent of the sample) was designated for adult enumeration only if there were no eligible children in the household. The third group (121,115 telephone numbers or 74 percent of the sample) was designated for no adult enumeration.

Once the enumeration of the appropriate household members was completed in the Screener, the sampling of household members for the extended interviews was done by computer. The Parent Interviews were conducted with parents/guardians of sampled children from birth through 20 years old who were in 12th grade or below. In households with one or more preschoolers, one child in this age/grade range in the household was sampled. The sampling of infants, younger children, older children, and adults was conducted using an algorithm designed to attain the sampling rates required to meet the target sample sizes while minimizing the number of interviews per household. The within-household sample size was limited to three eligible children (if no adults were to be selected), or two eligible children and one eligible adult. No more than one child from any given domain (i.e., infants, preschoolers, younger children, older children)

was sampled in any given household. This sampling algorithm was designed to limit the amount of time required to interview parents in households with a large number of eligible children. Table 3-1 gives the expected and actual response rates and numbers of completed interviews for each of the NHES:1999 interview components.

Table 3-1.—Expected and actual numbers of completed interviews and weighted response rates for the NHES:1999 Screener and interview components

| | Expected | | Actual | |
|---------------------------------|--------------------------------|-------------------------|--------------------------------|-------------------------|
| | Number of completed interviews | Response rate (percent) | Number of completed interviews | Response rate (percent) |
| Screener | 60,000 | 75.0 | 55,929 | 74.1 |
| Parent Interview..... | 27,342 | 67.5 | 24,600 | 66.7 |
| Youth Interview | 8,150 | 56.3 | 7,913 | 57.9 |
| Adult Education Interview | 8,182 | 60.0 | 6,697 | 62.3 |

SOURCE: U.S. Department of Education, National Center for Education Statistics, National Household Education Survey (NHES), spring 1999.

Estimates from the October 1996 Current Population Survey (CPS) indicated that 37 percent of all households have at least one child age 20 or below and enrolled in 12th grade or below. Using the within-household sampling algorithm developed for the NHES:1999, the 60,000 screened households should have yielded sample sizes of 4,732 infants, 4,585 preschoolers, 10,198 younger children (enrolled in kindergarten through 5th grade), and 10,867 older children (enrolled in 6th through 12th grade). Assuming a Parent Interview completion rate of 90 percent, the expected number of completed Parent Interviews was 27,342: 4,258 for infants, 4,126 for preschoolers, 9,178 for younger children, and 9,780 for older children. The actual number of completed Parent Interviews was 24,600, with 3,378 for infants, 3,561 for preschoolers, 8,513 for younger children, and 9,148 for older children. The difference between the expected and actual numbers of completed interviews was mainly due to the completion of fewer Screeners than expected, primarily because of a lower than expected residency rate.

All children in grades 6 through 12 whose parents completed a Parent Interview about the child were selected for a Youth Interview. The expected 27,343 completed Parent Interviews for older children were expected to yield 8,150 completed Youth Interviews, assuming a completion rate of 83 percent. The actual number of completed Youth Interviews, 7,913, was lower than expected due to the lower than expected number of completed Screeners.

The Adult Education Interview may be used to generate estimates for all civilian, noninstitutionalized persons age 16 or older and not enrolled in grade 12 or below. Based on the sampling algorithm, the 60,000 screened households were expected to yield 10,227 sampled adults. Assuming an Adult Education Interview completion rate of 80 percent, the expected number of completed Adult Education Interviews was 8,182. The actual number of completed Adult Education Interviews was 6,697. The difference between the expected and observed numbers of interviews was due primarily to the lower than expected number of completed Screeners. Although the sample yield for adults was lower than expected, the lower yield did not affect the ability to detect differences between 1995 and 1999 in key statistics for which the sample was designed. (These key statistics were overall participation in adult education, participation in credential programs and work related courses, as well as participation by type of adult education and participation by blacks and Hispanics.) However, the reduction in sample size may affect the ability to detect differences in other statistics that were not used to design the sample.

3.4 Weighting Procedures

The objective of the NHES:1999 is to make inferences about the entire civilian, noninstitutionalized population for the domains of interest. Although only telephone households were sampled, the estimates were adjusted to totals of persons living in both telephone and nontelephone households derived from the Current Population Survey (CPS) to achieve this goal. Beginning in 1994, the CPS weights were adjusted to totals of the number of persons that were adjusted to account for the undercoverage from the 1990 decennial Census. Any additional undercoverage in the Census of special populations, such as the homeless, remains in the totals obtained from the CPS. The weighting procedures are described briefly below. More complete details are presented in *The 1999 National Household Education Survey Methodology Report* (Nolin et al. forthcoming).

3.4.1 Household-Level Weights

The primary purpose of the Screener in the NHES:1999 was to provide information required to assess the eligibility of household members for an extended interview. Household-level information that is of analytic interest was collected during the extended interview. Thus, household-level weights were calculated solely for use as a basis for computing person-level weights for the analysis of the extended interview data. In computing household weights, a household base weight was developed to account for the RDD sampling of telephone numbers, including the sampling rate differences by minority concentration stratum and a factor to reflect the subsampling for followup of no-answer telephone numbers that did not have available addresses.¹ This weight was adjusted for Screener nonresponse and then adjusted for households that had more than one telephone number, hence more than one chance of being included in the sample. A CHAID analysis was run to identify characteristics most associated with Screener nonresponse. (See chapter 4 for the results of the CHAID analysis.) These characteristics, which were primarily geographic characteristics, were used to form the cells for nonresponse adjustment of the household weights. The final adjustment was a poststratification adjustment to the household weights. The primary purpose of the poststratification adjustment was to account for undercoverage resulting from the sampling of telephone households only. Poststratification ensures that survey weights sum to known population totals. The characteristics used in poststratification were Census region (Northeast/South/Midwest/West) and presence of children less than 18 years of age. Table 3-2 presents the control totals used for poststratifying the household-level weights. The variables used in poststratification were chosen to address differences in coverage rates with respect to region in which the household is located and presence of children in the household.

¹An Adult Special Study was conducted in conjunction with the NHES:1999. (For details, refer to *The 1999 National Household Education Survey Methodology Report* (Nolin et al., forthcoming).) Telephone number level adjustments for Screener nonresponse and multiple telephone numbers in household were applied to the combined NHES:1999 Main Study and Adult Special Study samples. However, the household-level poststratification adjustment and all person-level adjustments were conducted for the two samples independently. Therefore, the presence of the Adult Special Study sample in the telephone number level adjustments is expected to have little or no effect on the final person-level weights.

Table 3-2.—Control totals for poststratifying the NHES:1999 household-level weights

| Census region* | Children under 18 in household | Control total |
|----------------|--------------------------------|---------------|
| Northeast | Yes | 6,874,618 |
| Northeast | No | 12,946,397 |
| South | Yes | 13,725,789 |
| South | No | 22,870,844 |
| Midwest | Yes | 8,974,914 |
| Midwest | No | 15,284,737 |
| West | Yes | 8,587,220 |
| West | No | 13,319,699 |
| TOTAL | | 102,584,218 |

*The following states and the District of Columbia are in each Census region: Northeast: CT, MA, ME, NH, NJ, NY, PA, RI, VT; South: AL, AR, DC, DE, FL, GA, KY, LA, MD, MS, NC, OK, SC, TN, TX, VA, WV; Midwest: IA, IL, IN, KS, MI, MN, MO, ND, NE, OH, SD, WI; West: AK, AZ, CA, CO, HI, ID, MT, NV, NM, OR, UT, WA, WY.

SOURCE: U.S. Department of Commerce, Bureau of the Census, Current Population Survey (CPS), March 1998.

3.4.2 Person-Level Weights

The next weighting procedures resulted in person-level weights, i.e., weights used to estimate the number of persons and to produce estimates of characteristics of persons. The household-level weight was used as the base weight, and the weighting procedures included the adjustment of the estimates to independent totals from the CPS.

Person Weights for the Parent Interview

As described in section 3.3, a sampling algorithm was used to limit the number of persons sampled in each household while maintaining the sampling rates required to attain the target sample sizes. The sampling was based on information collected in the Screener interview from the adult household member who responded to the Screener, and the eligibility of the sampled children was later verified or updated when the parent/guardian most knowledgeable about the child responded to the Parent Interview. Because sampling eligibility was defined in terms of the data collected in the Screener, the weighting procedures were developed with possible misclassification of children according to grade—resulting in a change in interview path—taken into account so that the estimates would not incur bias due to misclassification.

The first step in developing the person weights for the Parent Interview was to account for the probability of sampling the child's domain in the given household. For example, if there was one preschooler, one younger child (enrolled in kindergarten through 5th grade), and one older child (enrolled in 6th through 12th grade), then the preschooler was sampled with certainty and either the younger child or the older child was sampled, with each of these domains assigned a probability of 0.5; the domain sampling adjustment factor for the preschooler was one, and the factor for either the younger or older child (whichever was sampled) was 2. The second adjustment accounted for the probability of sampling the child from among all eligible children in the given domain. For example, if there were three preschoolers in the household, then one was sampled and the adjustment was 3, which is the reciprocal of the probability of selecting the child from among all children in that domain. The application of these two adjustments to the household weight created a person-level base weight for the Parent Interview.

The next step involved adjusting the person-level base weight for nonresponse to the Parent Interview. Nonresponse adjustment cells were created using age/grade combinations: age 0, age 1, age 2, preschool, kindergarten, and grade 1 through grade 12; enrolled children with no grade equivalent were included in the cell containing the modal grade for their age. For each cell, the ratio of the weighted number of eligible sampled children to the weighted number of responding children was then computed. This ratio was multiplied by the person-level base weight to create the nonresponse-adjusted person-level Parent Interview weight.

The final stage of weighting for the Parent Interview involved raking the nonresponse-adjusted person-level weights to national totals obtained using the percentage distributions from the October 1997 CPS and the total number of children from the March 1998 CPS. The October 1997 CPS contains variables not available on the March 1998 CPS, but the totals in the latter are more current. In the procedure used in the NHES:1999, the control total for a raking cell is the proportion in that cell from the October 1997 CPS multiplied by the estimate of the total number of children from the March 1998 CPS. The three raking dimensions were a cross between race/ethnicity of the child (black, non-Hispanic/Hispanic/other) and household income categories (\$10,000 or less/\$10,001-\$25,000/\$25,001 or more), a cross of Census region (Northeast/South/Midwest/West) and urbanicity (urban/rural), and a cross of home tenure (rent/own or other) and age or grade of child (with those enrolled in school but having no grade equivalent assigned to the modal grade for their age; that is, they were assigned to the grade that most children their age are enrolled in). These raking dimensions were used because they include important analysis variables (e.g., grade) and characteristics that have been shown to be associated with telephone coverage (e.g., race/ethnicity). Table 3-3 shows the control totals used for raking the Parent Interview weights.

Person Weights for the Youth Interview

The person-level weight for the Youth Interview used the final person-level weight for the Parent Interview as the base weight. Two adjustments were made to produce the person-level weight for the Youth Interview. The first adjustment was for children for whom the Parent Interview was completed but the Youth Interview was not completed. Adjustment cells were created for each grade of 6 through 12; enrolled children with no grade equivalent were included in the cell containing the modal grade for their age. For each cell, the ratio of the weighted number of sampled children with completed Parent Interviews to the weighted number of older children responding to the Youth Interview was then computed. This adjustment was applied to the Youth Interview base weight to create the nonresponse-adjusted person-level Youth weight.

The second step was to adjust the nonresponse-adjusted Youth weight to national control totals using a raking procedure. The control totals were computed using the percentage distributions of older children from the October 1997 CPS and the total number of children from the March 1998 CPS. The three raking dimensions were a cross between race/ethnicity of the child (black, non-Hispanic/Hispanic/other) and household income categories (\$10,000 or less/\$10,001-\$25,000/\$25,001 or more), a cross of Census region (Northeast/South/Midwest/West) and urbanicity (urban/rural), and a cross of home tenure (rent/own or other) and grade of child (for children who did not have a grade equivalent, the modal grade for their age was assigned). These raking dimensions were used because they include important analysis variables (e.g., grade) and characteristics that have been shown to be associated with telephone coverage (e.g., race/ethnicity). Table 3-4 contains the control totals used for raking the Youth Interview weights.

Table 3-3.—Control totals for raking the NHES:1999 person-level Parent Interview weights

| Race/ethnicity of child | Household income | Control total |
|-------------------------|--|---------------|
| Black, non-Hispanic | \$10,000 or less | 3,266,822 |
| Black, non-Hispanic | \$10,001-\$25,000 | 3,670,239 |
| Black, non-Hispanic | \$25,001 or more | 4,291,060 |
| Hispanic | \$10,000 or less | 2,369,575 |
| Hispanic | \$10,001-\$25,000 | 4,395,980 |
| Hispanic | \$25,001 or more | 4,074,109 |
| Other | \$10,000 or less | 3,534,461 |
| Other | \$10,001-\$25,000 | 7,694,716 |
| Other | \$25,001 or more | 38,951,280 |
| Census region* | Urbanicity | Control total |
| Northeast | Urban | 11,647,153 |
| Northeast | Rural | 3,112,524 |
| South | Urban | 17,039,345 |
| South | Rural | 7,782,019 |
| Midwest | Urban | 12,424,450 |
| Midwest | Rural | 4,908,814 |
| West | Urban | 13,226,039 |
| West | Rural | 2,107,898 |
| Home tenure | Age/grade of child | Control total |
| Rent | Age 0 | 1,631,853 |
| Rent | Age 1 | 1,647,456 |
| Rent | Age 2 | 1,563,092 |
| Rent | Age 3–6, not enrolled | 1,908,434 |
| Rent | Nursery/Preschool/Head Start | 1,527,384 |
| Rent | Transitional kindergarten/ Kindergarten/Pre-1st grade | 1,485,570 |
| Rent | 1st grade | 1,689,976 |
| Rent | 2nd grade | 1,363,467 |
| Rent | 3rd grade | 1,442,195 |
| Rent | 4th grade | 1,213,289 |
| Rent | 5th grade | 1,258,129 |
| Rent | 6th grade | 1,259,293 |
| Rent | 7th grade | 1,127,283 |
| Rent | 8th grade | 1,081,496 |
| Rent | 9th grade | 1,170,347 |
| Rent | 10th grade | 1,094,704 |
| Rent | 11th grade | 913,607 |
| Rent | 12th grade | 919,125 |

Table 3-3.—Control totals for raking the NHES:1999 person-level Parent Interview weights—
Continued

| Home tenure | Age/grade of child | Control total |
|--------------|--|---------------|
| Own or other | Age 0 | 2,253,010 |
| Own or other | Age 1 | 2,288,726 |
| Own or other | Age 2 | 2,270,693 |
| Own or other | Age 3–6, not enrolled | 2,157,114 |
| Own or other | Nursery/Preschool/Head Start | 2,988,861 |
| Own or other | Transitional kindergarten/ Kindergarten/Pre-1st grade | 2,490,185 |
| Own or other | 1st grade | 2,824,870 |
| Own or other | 2nd grade | 2,643,794 |
| Own or other | 3rd grade | 2,661,986 |
| Own or other | 4th grade | 2,789,842 |
| Own or other | 5th grade | 2,813,686 |
| Own or other | 6th grade | 2,757,231 |
| Own or other | 7th grade | 2,890,037 |
| Own or other | 8th grade | 2,730,898 |
| Own or other | 9th grade | 2,878,147 |
| Own or other | 10th grade | 2,917,967 |
| Own or other | 11th grade | 2,754,259 |
| Own or other | 12th grade | 2,840,236 |
| TOTAL | | 72,248,242 |

*The following states and the District of Columbia are in each Census region: Northeast: CT, MA, ME, NH, NJ, NY, PA, RI, VT; South: AL, AR, DC, DE, FL, GA, KY, LA, MD, MS, NC, OK, SC, TN, TX, VA, WV; Midwest: IA, IL, IN, KS, MI, MN, MO, ND, NE, OH, SD, WI; West: AK, AZ, CA, CO, HI, ID, MT, NV, NM, OR, UT, WA, WY.

SOURCE: U.S. Department of Commerce, Bureau of the Census, Current Population Survey (CPS), March 1998. U.S. Department of Commerce, Bureau of the Census, Current Population Survey (CPS), October 1997.

Table 3-4.—Control totals for raking the NHES:1999 person-level Youth Interview weights

| Race/ethnicity of child | Household income | Control total |
|-------------------------|-------------------|-------------------|
| Black, non-Hispanic | \$10,000 or less | 1,235,980 |
| Black, non-Hispanic | \$10,001-\$25,000 | 1,388,610 |
| Black, non-Hispanic | \$25,001 or more | 1,623,494 |
| Hispanic | \$10,000 or less | 896,513 |
| Hispanic | \$10,001-\$25,000 | 1,663,189 |
| Hispanic | \$25,001 or more | 1,541,411 |
| Other | \$10,000 or less | 1,337,239 |
| Other | \$10,001-\$25,000 | 2,911,243 |
| Other | \$25,001 or more | 14,736,951 |
| Census region* | Urbanicity | Control total |
| Northeast | Urban | 4,406,621 |
| Northeast | Rural | 1,177,602 |
| South | Urban | 6,446,720 |
| South | Rural | 2,944,274 |
| Midwest | Urban | 4,700,706 |
| Midwest | Rural | 1,857,216 |
| West | Urban | 5,003,982 |
| West | Rural | 797,509 |
| Home tenure | Grade of child | Control total |
| Rent | 6th | 1,259,293 |
| Rent | 7th | 1,127,283 |
| Rent | 8th | 1,081,496 |
| Rent | 9th | 1,170,347 |
| Rent | 10th | 1,094,704 |
| Rent | 11th | 913,607 |
| Rent | 12th | 919,125 |
| Own or other | 6th | 2,757,231 |
| Own or other | 7th | 2,890,037 |
| Own or other | 8th | 2,730,898 |
| Own or other | 9th | 2,878,147 |
| Own or other | 10th | 2,917,967 |
| Own or other | 11th | 2,754,259 |
| Own or other | 12th | 2,840,236 |
| TOTAL | | 27,334,630 |

*The following states and the District of Columbia are in each Census region: Northeast: CT, MA, ME, NH, NJ, NY, PA, RI, VT; South: AL, AR, DC, DE, FL, GA, KY, LA, MD, MS, NC, OK, SC, TN, TX, VA, WV; Midwest: IA, IL, IN, KS, MI, MN, MO, ND, NE, OH, SD, WI; West: AK, AZ, CA, CO, HI, ID, MT, NV, NM, OR, UT, WA, WY.

SOURCE: U.S. Department of Commerce, Bureau of the Census, Current Population Survey (CPS), March 1998. U.S. Department of Commerce, Bureau of the Census, Current Population Survey (CPS), October 1997.

Person Weights for the Adult Education Interview

Four adjustments were made to the household-level weight to compute the person-level weight for the Adult Education Interview. The first adjustment accounted for the probability of sampling adults in the household. As described in section 3.3, a sampling algorithm was used to limit the number of persons sampled in each household while maintaining the sampling rates required to attain the target sample sizes. For example, if there were no eligible children in the household and there were two eligible adults—one adult education participant and one non-participant—then an adult was sampled with probability 0.258. In such an example, if an adult was sampled, then the domain sampling adjustment factor for that adult was 3.876, which is the reciprocal of the probability of sampling the adult domain. The second adjustment was used to account for the probability of selecting the adult from among all adults in the household. Persons identified by the Screener respondent as adult education participants were given twice the probability of selection of persons identified as non-participants. In the above example, the adult education participant had a probability of selection equal to two-thirds, and the adult education non-participant had a probability of selection equal to one-third. If the adult education participant was selected, then the adjustment factor was 1.5; if the adult education non-participant was sampled, then the adjustment factor was 3. The application of these two adjustments to the household weight created a person-level base weight for the Adult Education Interview.

The third adjustment for the Adult Education Interview person-level weights was the nonresponse adjustment. Three variables were used to create the nonresponse adjustment cells. The first was the sex of the adult, the second was the adult education participation status of the adult (as reported by the Screener respondent), and the third was an indicator of whether the sampled adult was the Screener respondent. These variables were used because they are available for all sampled adults (both respondents and nonrespondents) and were associated with Adult Education Interview response propensity. Within each cell, the ratio of the weighted number of sampled adults to the weighted number of responding adults was computed and used to create the nonresponse-adjusted person-level weight.

The nonresponse-adjusted weight was adjusted in the final step to national totals using a raking procedure. The control totals were obtained from the March 1998 CPS. The four dimensions for the raking cells were a cross of the adult's race/ethnicity (black, non-Hispanic/Hispanic/other) and household income (\$10,000 or less/\$10,001-\$25,000/\$25,001 or more), a cross of age (16–29 years/30–49 years/50 years or more) and sex, a cross of Census region (Northeast/South/Midwest/West) and urbanicity (urban/rural), and a cross of home tenure (rent/own or other) and highest educational attainment (less than high school diploma/high school diploma or equivalent/some college). These raking dimensions were used because they include important analysis variables (e.g., educational attainment) and characteristics that have been shown to be associated with telephone coverage (e.g., race/ethnicity). The control totals used for raking the Adult Education Interview person-level weights are given in table 3-5.

3.5 Computing Sampling Errors

In surveys with complex sample designs, such as the NHES:1999, direct estimates of the sampling errors assuming a simple random sample will typically underestimate the variability in the estimates. The NHES:1999 sample design and estimation included procedures that deviate from the assumption of simple random sampling, such as oversampling in areas with higher concentrations of minorities, sampling persons within households with differential probabilities, and raking to control totals.

One method for computing sampling errors to reflect these aspects of the sample design and estimation is the replication method. Replication involves splitting the entire sample into a set of groups or replicates based on the actual sample design of the survey. The survey estimates can then be computed for each of the replicates by creating replicate weights that mimic the actual sample design and estimation

Table 3-5.—Control totals for raking the NHES:1999 person-level Adult Education Interview weights

| Race/ethnicity | Household income | Control total |
|---------------------|-----------------------------------|---------------|
| Black, non-Hispanic | \$10,000 or less | 3,261,602 |
| Black, non-Hispanic | \$10,001-25,000 | 5,575,328 |
| Black, non-Hispanic | \$25,001 or more | 13,291,836 |
| Hispanic | \$10,000 or less | 2,133,951 |
| Hispanic | \$10,001-25,000 | 5,267,484 |
| Hispanic | \$25,001 or more | 12,090,037 |
| Other | \$10,000 or less | 8,939,081 |
| Other | \$10,001-25,000 | 26,706,488 |
| Other | \$25,001 or more | 117,359,401 |
| Age | Sex | Control total |
| 16–29 years | Male | 20,621,334 |
| 16–29 years | Female | 21,256,430 |
| 30–49 years | Male | 40,852,187 |
| 30–49 years | Female | 42,157,257 |
| 50 years or more | Male | 31,663,625 |
| 50 years or more | Female | 38,074,374 |
| Census region* | Urbanicity | Control total |
| Northeast | Urban | 31,375,568 |
| Northeast | Rural | 8,384,642 |
| South | Urban | 45,901,269 |
| South | Rural | 20,963,514 |
| Midwest | Urban | 33,469,480 |
| Midwest | Rural | 13,223,559 |
| West | Urban | 35,628,833 |
| West | Rural | 5,678,341 |
| Home tenure | Highest educational attainment | Control total |
| Rent | Less than high school diploma | 12,800,580 |
| Rent | High school diploma or equivalent | 17,837,673 |
| Rent | Some college | 24,341,621 |
| Own or other | Less than high school diploma | 20,542,819 |
| Own or other | High school diploma or equivalent | 47,963,995 |
| Own or other | Some college | 71,138,520 |
| TOTAL | | 194,625,207 |

*The following states and the District of Columbia are in each Census region: Northeast: CT, MA, ME, NH, NJ, NY, PA, RI, VT; South: AL, AR, DC, DE, FL, GA, KY, LA, MD, MS, NC, OK, SC, TN, TX, VA, WV; Midwest: IA, IL, IN, KS, MI, MN, MO, ND, NE, OH, SD, WI; West: AK, AZ, CA, CO, HI, ID, MT, NV, NM, OR, UT, WA, WY.

SOURCE: U.S. Department of Commerce, Bureau of the Census, Current Population Survey (CPS), March 1998.

procedures used in the full sample. The variation in the estimates computed from the replicate weights can then be used to estimate the sampling errors of the estimates from the full sample. Appendix B contains a summary of weighting and sample variance estimation variables for the NHES:1991–1999.

A total of 80 replicates were defined for the NHES:1999 based on the sampling of telephone numbers. This number was chosen to provide reliable estimates of sampling errors with reasonable data processing costs. The specific replication procedure used for the NHES:1999 was a jackknife replication method (Wolter 1985). It involved dividing the sample into 80 random subsamples (replicates) for the computation of the replicate weights. Replicate weights were created for each of the 80 replicates using the same estimation procedures that were used for the full sample. These replicate weights are included in the Parent Interview file as FPWT1 through FPWT80. In the Youth Interview file, they are FYWT1 through FYWT80, and in the Adult Education Interview file, they are FAWT1 through FAWT80. The computation of the sampling errors using these replicate weights can be done easily using the SAS procedure WESVAR or the Windows-based software package WesVar Complex Sample Software; with either of these packages, the replication method should be specified as JK1. The current version of WesVar Complex Samples is available from SPSS. Additional information can be obtained at <http://www.spss.com>. A previous version of WesVarPC (version 2.12) is available free of charge at <http://www.westat.com> or by sending an e-mail message to wesvar@westat.com. Please note that version 2.12 of WesVarPC is no longer being updated or revised.

Another approach to the valid estimation of sampling errors for complex sample designs is to use a Taylor series approximation to compute sampling errors. To produce standard errors using a Taylor series program, such as SUDAAN (Shah et al. 1995), two variables are required to identify the stratum and the primary sampling unit (PSU). The stratum-level variable is the indicator of the variance estimation stratum from which the unit (telephone number or sampled person) was selected. The PSU is an arbitrary numeric identification number for the unit within the stratum. The PSU and stratum variables appear on each of the extended interview files. On the Parent Interview file, the PSU and stratum variables are called PPSU and PSTRATUM; on the Youth Interview file, they are YPSU and YSTRATUM; and on the Adult Education Interview file, they are APSU and ASTRATUM. These variables can be used in SUDAAN to produce standard errors by specifying that the design is a “with replacement” sample (DESIGN = WR) and that the sampling levels are given by the appropriate stratum and PSU variables. For example, for estimates from the Youth Interview file, use YSTRATUM YPSU in the NEST statement. (Information on obtaining SUDAAN can be found at <http://www.rti.org/patents/sudaan/sudaan.html>.)

STATA, another software package that uses Taylor series methods, also uses the PSU and stratum variables to define the units needed for computation. (Information on obtaining STATA is available at <http://www.stata.com>.) To specify the stratum, PSU and weight variables in STATA use the `svyset strata`, `svyset psu`, and `svyset pweight` commands. For example, for estimates from the Youth Interview file, use the following commands to specify these design parameters:

```
svyset strata ystratum
svyset psu ypsu
svyset pweight fywt
```

The full sample weight to be used for analysis of the Parent Interview file is FPWT. For the Youth Interview file, the full sample weight is FYWT. For the Adult Education Interview file, the full sample weight is FAWT.

Data users should be aware that the use of different approaches or software packages in the calculation of standard errors may result in slightly different standard errors. Estimates of standard errors computed using the replication method and the Taylor series method are nearly always very similar, but not identical.

3.6 Approximate Sampling Errors

Although calculating the sampling errors using the methods described above is recommended for many applications, simple approximations of the sampling errors may be valuable for some purposes. One such approximation is discussed below.

Most statistical software packages compute standard errors of the estimates based upon simple random sampling assumptions. The standard error from this type of statistical software can be adjusted for the complexity of the sample design to approximate the standard error of the estimate under the actual sample design used in the survey. For example, the variance of an estimated proportion in a simple random sample is the estimated proportion (p) times its complement ($1-p$) divided by the sample size (n). The standard error is the square root of this quantity. This estimate can be adjusted to more closely approximate the standard error for the estimates from the NHES:1999.

A simple approximation of the impact of the sample design on the standard errors of the estimates that has proved useful in previous NHES surveys and in many other surveys is to adjust the simple random sample standard error estimate by the root design effect (DEFT). The DEFT is the ratio of the standard error of the estimate computed using the replication method discussed above to the standard error of the estimate under the assumptions of simple random sampling. An average DEFT is computed by estimating the DEFT for a number of estimates and then averaging. A standard error for an estimate can then be approximated by multiplying the simple random sample standard error estimate by the mean DEFT.

In complex sample designs, like the NHES:1999, the DEFT is typically greater than one due to the clustering of the sample and the differential weights attached to the observations. In the NHES:1999 both of these factors contributed to making the average DEFT greater than one. A fuller description of these factors for the NHES:1999 is given *The 1999 National Household Education Survey Methodology Report* (Nolin et al. forthcoming). (See also appendix B for the DEFT for each data file of the NHES:1991–1999.)

The average DEFT computed for estimates in the three interviews in the NHES:1999 ranged from 1.2 to 1.5. For the Parent file estimates, the average DEFT was 1.3 overall. It did not vary appreciably for estimates by path of child (grouped as infant, preschooler, younger child, older child, or home schooler) or by race/ethnicity. Therefore, a DEFT of **1.3** is recommended to approximate the standard error of the estimates in the Parent Interview file.

The average DEFT for estimates in the Youth file is also 1.3, and this does not vary for estimates by path of student (grouped in grades 6 through 8 and 9 through 12) or by race/ethnicity. Therefore, a DEFT of **1.3** is recommended to approximate the standard error of the estimates from the Youth Interview file.

For estimates from the Adult Education file, the average DEFT is 1.3. For estimates by race/ethnicity, the average DEFT ranges from 1.2 to 1.5. For estimates of characteristics of Adult Education participants the average DEFT is 1.4. Therefore, for estimates of the characteristics of the adult population as a whole a DEFT of **1.3** could be used to approximate the standard error; for estimates of characteristics of adult education participants, a DEFT of **1.4** is recommended; and for estimates of characteristics of black, non-Hispanic adults, a DEFT of **1.5** is recommended.

As stated above, the average DEFT can be used to approximate the standard error for an estimate. An example of how to do this on a **percent** estimate is as follows. If a weighted estimate of 46 percent is obtained for some characteristic in the Adult Education file (suppose that 46 percent of adults participated in Adult education activities, excluding full-time credential programs), then an approximate standard error can be developed in a few steps. First, obtain the simple random sample standard error for the estimate using the weighted estimate in the numerator and the unweighted sample size in the

denominator: the standard error for this 46 percent statistic would be 0.61 percent (the square root of $(46*54)/6,697$, where the weighted estimate (p) is 46 percent, 54 is 100 minus the estimated percent (1-p), and the unweighted sample size (n) is 6,697.) The approximate standard error of the estimate from the NHES:1999 is this quantity (the simple random sample standard error) multiplied by the DEFT for the Adult Education file estimates of 1.3. In this example, the estimated standard error would be 0.79 percent (1.3×0.61 percent).

The approximate standard error for a **mean** can be developed using a related procedure. The three steps required to do so are demonstrated using an example from the Youth file. First, the mean is estimated using the full sample weight and a standard statistical package like SAS or SPSS. Second, the simple random sample standard error is obtained through a similar, but unweighted, analysis. Third, the standard error from the unweighted analysis is multiplied by the mean DEFT for the Youth file estimates of 1.3 to approximate the standard error of the estimate under the NHES:1999 design. For example, suppose that the estimated (weighted) mean number of hours per week worked by students in grades 6 through 12 (among those who worked) was 12 and the simple random sampling standard error (unweighted) was 10 hours. Then, the approximate standard error for the estimate would be 13 hours (10 hours \times 1.3).

Users who wish to adjust the standard errors for estimates of **parameters in regression models** should follow a procedure similar to that discussed for means, above. Specifically, the estimates of the parameter in the model can be estimated using a weighted analysis in a standard statistical software package such as SAS or SPSS. A similar, but unweighted, analysis will provide the simple random sample standard errors for these parameter estimates. The standard errors can then be multiplied by the DEFT to arrive at the adjusted standard error for the NHES:1999 design. For example, if a given parameter in a model involving items from the Parent Interview file has a weighted estimate of 2.33 and a standard error of 0.45, then the adjusted standard error would be $1.3 \times 0.45 = 0.59$.

Alternatively, the final weight can be adjusted to reflect the DEFT before the parameter estimates are calculated in a standard statistical software package such as SAS or SPSS. To do this, first sum the values of the final weights for the sample of interest. For instance, for an analysis of the Adult Education file, sum the final weights for all 6,697 cases on the file. Next, divide this sum by the number of cases to generate an average final weight. (In the above example, the number of cases is 6,697). Multiply the average final weight by the square of the DEFT for the population of interest. (In the above example, the average final weight would be multiplied by the square of 1.3, or 1.69.) Divide the final weight by the adjusted average weight and save the quotient as a new final weight. (In the above example, the new final weight is equal to the final weight divided by the product of 1.69 and the average final weight.) Weight the analysis by this new final weight. The standard errors generated in the analysis will approximate the standard errors correctly adjusted for design effects.

It should be noted that direct computation of the standard errors is always recommended when the statistical significance of statements would be affected by small differences in the estimated standard errors.

3.7 Standardization of Weights for the Split Half Samples and Other Subsamples

In the NHES:1999, two versions of a five-item knowledge of government test were developed and administered to split half samples of youth. The first set (Set A), comprising the items YE8a-e (CYVP, CYLAW, CYHOUSE, CYVETO, and CYCONSRV) on the Youth file was administered to a random subsample of about half the respondents, and the second set (Set B), comprising the items YE9a-e (CYVP, CYJUDGE, CYSENATE, CYCONST, and CYDFENS) on the Youth file was administered to the remaining respondents. The half samples were randomly determined by the telephone number of the

household. One set of questions was administered in households with telephone numbers ending in an even digit, and the other set was administered in households with telephone numbers ending in an odd digit.

In the NHES:1999 Youth Interview, a set of detailed follow-up questions were asked of a subsample of youth who participate in service activities. The follow-up questions are the following items, which appear as items YG2 through YG8 in the Youth Interview questionnaire: SAPYMT1-3, SAARNG1-3, SAHELP1-3, SAHCHIL1-3, SAHADLT1-3, SAHELDR1-3, SARELA1-3, SAPOOR1-3, and SADISB1-3. Additionally, the service activity descriptions were coded for this subsample of youth (BCODE1-3, SPCODEA1-3, SPCODEB1-3, and SPCODEC1-3).

As discussed in Section 3.4, the Parent Interview, Youth Interview, and Adult Education Interview weights have been adjusted to national totals. However, weights for the random subsamples described above were not adjusted separately to national totals. As a result, totals for demographic characteristics for each of these subsamples do not agree with each other and do not match the national totals. If it is desirable for the subsamples to each be nationally representative, then a simple weighting adjustment may be performed using WesVar Complex Samples Software. (For more detail, see WesVar Complex Samples 3.0 User's Guide, 1998.) Hereafter, such an adjustment will be referred to as "standardization."

For users of WesVarPC, the following instructions list the steps required to standardize the weights of the split half sample or subsample to the full sample weighted totals, which may be computed from the weights on the NHES:1999 files. Using the terminology of standardization, the demographic variables to which the subsamples are standardized are called the dimensions and the categories of these dimensions are called the levels. An example of standardizing using the two sets of civic knowledge questions in the Youth Interview is given below.

1. For each dimension to be used in the standardization, compute the control totals (*i.e.*, the weighted estimates of totals for the levels of the dimension based on the full sample). For example, suppose the weights are to be standardized to two dimensions: sex (SEX) and grade (ALLGRADE, recoded so that children with no grade equivalent are included in the modal grade for their age). To do so, submit Table requests in WesVarPC using the full-sample data file. Submit one Table request for each dimension (SEX and the recode of ALLGRADE) and generate weighted frequencies by specifying the full sample weight.
2. For each dimension, create an ASCII file containing a field for the level of the dimension variable and a field for the control total, with the two fields separated by a space. Continuing the example, then two ASCII files should be created. The first, say SEXTOTL.DAT, would look like this (generating the control totals from the full sample weight in WesVarPC):

```
1 13745208
2 13589422
```

The second, say GRADTOTL.DAT, would look like this (generating the control totals from the full sample weight in WesVar):

```
6 4016524
7 4017320
8 3812394
9 4048494
10 4012671
11 3667866
12 3759361
```

Note that the sum of the two levels of SEX equals the sum of the seven levels of the control totals of the recoded ALLGRADE. This is a requirement of standardization. The sum of the control totals for the dimensions must be equal.

3. Subset the file to the particular subsample of interest. For example, on the Youth Interview file, to standardize the weights for the subsample that was administered the civic knowledge questions in Set A, subset the file by extracting only those cases with CYLAW \neq -1.
4. Using WesVarPC, choose Import Data File from the Prep menu. Provide the required parameters (see Brick et al. 1995a for details on the specifications for each WesVar screen), and press the Create button. This will create a WesVarPC file containing only the cases administered the Set A questions. (This file will have a .VAR extension.)
5. Next, from the Prep menu, select Poststratification. Specify the WesVarPC file that was created in the previous step. Specify the first dimension variable as the Cell Identifier, and specify the corresponding file of control totals as the File with Control Totals. Keeping with the last example, one might specify SEX as the Cell Identifier and C:\SEXTOTL.DAT as the File with Control Totals. A new WesVarPC file will be created. For the sake of illustration, suppose this new file is called YUTH_A.VAR.
6. Repeat the poststratification process, using the second variable as the Cell Identifier and its corresponding control totals file as the File with Control Totals. The input file for this step should be the output file from the previous poststratification step (YUTH_A.VAR). In the example, the recode of ALLGRADE would be the Cell Identifier, and C:\GRADTOTL.DAT would then be the File with Control Totals and the output file might be called YUTH_B.VAR. At this point, the sum of the weights of the file by the recode of ALLGRADE equal the control totals in GRADTOTL.DAT.
7. Continue this poststratification process until all dimensions have been exhausted. When this occurs, you have completed one iteration of this process. In the example, one iteration will have been completed after one poststratification step has been completed using the recode of ALLGRADE.
8. Proceed with further iterations of this poststratification process until the new weighted totals converge to the control totals. To check on convergence, submit a set of Table requests after each iteration, with each table producing weighted frequencies for a cell identifier variable (i.e., dimension). In the example, there will be two Table requests: SEX and the recode of ALLGRADE. If the new weighted totals for each dimension match the control totals (to within some tolerable amount of error), then terminate the poststratification process. If the new weighted total for any dimension do not match the control totals, then continue with further iterations. In the example, after each iteration, the new weighted totals for the recode of ALLGRADE will match the control totals, since the recode of ALLGRADE was the last dimension to which the weights were poststratified. However, if the totals for SEX do not match the control totals, then you must proceed with another iteration of poststratification; i.e., poststratify to SEX and then poststratify to the recode of ALLGRADE.

This process will bring the new weighted totals for the particular subsample up to national levels. However, caution should be taken in combining samples. For example, one might use this standardization process on the weights for youth in the subsample receiving the Set A questions, and then also use this

process on the weights for youth in the subsample receiving the Set B questions. In that case, each of the two subsamples is standardized to national totals. However, the standardized weights should be **divided by two** for any analyses where the two subsamples are combined and standardization to national totals is desirable.

3.8 Imputation

In the NHES:1999, as in most surveys, the responses to some data items are not obtained for all interviews. There are numerous reasons for item nonresponse. Some respondents do not know the answer for the item or do not wish to respond for other reasons. Some item nonresponse arises when an interview is interrupted and not continued later, leaving items at the end of the interview blank. Item nonresponse may also be encountered because responses provided by the respondent are not internally consistent, and this inconsistency is not discovered until after the interview is completed. In these cases, the items that were not internally consistent were set to missing.

For most of the data items collected in the NHES:1999, the item response rate was very high. The median item response rate for all imputed items from the Parent Interview was 98.96 percent; for the Youth Interview data, 98.41 percent; and for the Adult Education Interview, 99.25 percent. (Item response rates are discussed in more detail in chapter 4.) Despite the high item response rate, data items with missing data on the file were imputed with the exception of the nine knowledge about government items. (For those items, answers of “don't know” or “refused” are regarded as incorrect responses. As such, they were not imputed.) The imputations were done for two reasons. First, complete responses were needed for the variables used in developing the sampling weights. Second, users will be computing estimates employing a variety of methods and complete responses should aid their analysis.

A hot-deck procedure was used to impute missing responses (Kalton and Kasprzyk 1986). In this approach, the entire file was sorted into cells defined by characteristics of households or respondents that are likely to be associated with differences in response propensities. The variables used in the sorting also included any variables involved in the skip pattern for the item.

The standard set of sort order variables for the household-level items collected in the Parent, Youth, and Adult Education Interviews consisted of:

- CENREG -- the Census region in which the household was located;
- HINCOME or HINCMRNG -- household income category (broad or specific, respectively);
- KIDINHH -- a variable derived for imputation from the age (AGE) of household members indicating whether or not children under age 18 resided in the household; and
- HOWNHOME -- whether the home was rented versus owned or other arrangement.

The standard sort order variables for the person-level items on the Parent Interview file were:

- MAINRSLT -- the final completion code for the interview;
- ALLGRADR -- a variable derived for imputation that indicates the grade/grade equivalent of the sampled child;

- SEX -- sex of the sampled child;
- PARGRADS -- a variable that indicates the highest education level attained by either parent in the household as less than high school diploma, high school diploma but no bachelor's degree, or college graduate derived from MOMGRADE, MOMDIPL, DADGRADE, and DADDIPL; and
- HHPARNS -- a variable derived for imputation from HHMOM and HHDAD indicating whether there were two parents in the household or not.

The standard sort order variables for the person-level items from the Youth Interview were:

- ALLGRADR -- a variable derived for imputation that indicates the grade/grade equivalent of the sampled child;
- SPUBLIC -- whether the sampled child attends a public or private school;
- SEX -- sex of the sampled child; and
- PARGRADR -- a variable derived for imputation that indicates the highest education level attained by either parent in the household as less than high school diploma, high school diploma but no bachelor's degree, or college graduate; derived from MOMGRADE, MOMDIPL, DADGRADE, and DADDIPL.

The standard sort order variables for the person-level items from the Adult Education Interview file were:

- PARTIC -- a variable derived for imputation that indicates whether the adult participated in any Adult Education activities (including full-time credential) in the last year;
- EDUC -- a variable derived for imputation that indicates whether or not the adult has at least a high school diploma or the equivalent;
- AGECAT -- a variable derived for imputation from AGE for the respondent with the categories 18 through 29 years, 30 through 49 years, and 50 or older;
- ARACETH -- a variable derived for imputation that classifies the respondent as black, non-Hispanic; Hispanic; or other; and
- HINCMRNG -- the household income range.

All of the observations were sorted into cells defined by the responses to the sort variables, and then divided into two classes within the cell depending on whether or not the item was missing. For an observation with a missing value, a value from a randomly selected donor (observation in the same cell but with the item completed) was used to replace the missing value. After the imputation was completed, edit programs were run to ensure the imputed responses did not violate skip patterns or edit rules.

For some items, the missing values were imputed manually rather than using the hot-deck procedure. In the NHES:1999, hand imputation was done (1) to impute certain person-level demographic characteristics; (2) to impute whether a child is home schooled, attends regular school for some classes, and

the number of hours attending regular school;² (3) to impute variables that involved complex relationships that would have required extensive programming to impute using a hot-deck procedure; (4) to correct for a small number of inconsistent imputed values; and (5) to impute for a few cases when no donors with matching sort variable values could be found.

For hand imputation of the person-level demographic items and of the home schooling items, three sort variables were used: state, the 3-digit ZIP code, and the person identification number, to ensure that all household members were grouped together.

After values had been imputed for all observations with missing values, the distribution of the item prior to imputation, (i.e., the respondents' distribution) was compared to the post-imputation distributions of the imputed values alone and of the imputed values together with the observed values. There were 51 items in the Parent file with response rates of less than 90 percent, 23 items in the Youth file, and 9 items in the Adult Education file. The comparisons revealed similar item distributions pre- and post-imputation. This comparison is an important step in assessing the potential impact of item nonresponse bias and ensuring that the imputation procedure reduces this bias, particularly for items with relatively low response rates (less than 90 percent).

For each data item for which any values were imputed, an imputation flag variable was created. If the response for the item was not imputed, the imputation flag was set equal to 0. If the response was imputed, the flag was set to either 1, 2, 3, or 4. The value of the imputation flag indicates the specific procedure used to impute the missing value. The imputation flag was typically set to 1 if the missing value was imputed using the standard hot-deck approach.

The procedure for hot-deck imputation only recognizes missing value codes as those that need to be replaced by imputed values. For the NHES:1999, these missing codes were -7 = refused, -8 = don't know, and -9 = not ascertained. Therefore, in some cases, variables that originally equaled -1 (inapplicable) had to be recoded to a missing value code (i.e., -9 = not ascertained) prior to being imputed using the standard hot-deck approach. This was done so that data were consistent with the skip patterns of the questionnaire. For these cases the imputation flag was set to 2. For example, if the value of SCHOICE (PD2) equaled -8 for a child, then SDISRCT (PD3) was never asked and thus equaled -1 (inapplicable). During the imputation process for this child, if SCHOICE was imputed to equal 2 (chosen), the SDISRCT had to first be recoded from -1 (inapplicable) to -9 (not ascertained) before the imputation procedure would recognize SDISRCT as a variable that should be imputed to equal either 1 (school is in assigned school district) or 2 (school is not in assigned school district). In this case, the imputation flag for SDISRCT would be set to 2.

For some items with complex skip patterns and only a few missing values, the item was imputed manually and the flag was set to 3. The imputation flag was set to 4 if the reported value was "don't know" prior to imputation using the standard hot-deck approach. Code 4 was utilized whenever a response of "don't know" was obtained except for the political knowledge questions.

The imputation flags were created to enable users to identify imputed values. Users can employ the imputation flag to delete the imputed values, use alternative imputation procedures, or account for the imputation in computation of the reliability of the estimates produced from the data set. For example, some users might wish to analyze the data with the missing values rather than the imputed values. If there is no imputation flag corresponding to the variable, no values for that variable were imputed. If the imputation flag corresponding to the variable is equal to 1, 2, 3, or 4, the user can replace the imputed response with a

²Home schoolers in the Youth CI interview received most of the questions the other youth received and no complex skip patterns were involved; therefore, no special procedures were used for imputing missing values for the home schoolers on the Youth Interview file.

missing value to accomplish this goal. This method could also be used to replace the imputed value with a value imputed by some user-defined imputation approach. Finally, if the user wishes to account for the fact that some of the data were imputed when computing sampling errors for the estimates, the missing values could be imputed using multiple imputation methods (Rubin 1987) or imputed so that the Rao and Shao (1992) variance procedures could be used.

4. DATA COLLECTION METHODS AND RESPONSE RATES

4.1 Data Collection Procedures

The following sections discuss the procedures used in the data collection phase of the NHES:1999, including the use of computer-assisted telephone interviewing (CATI), staff training, interviewer assignments and contact procedures, and quality control. More detailed descriptions of these topics can be found in *The 1999 National Household Education Survey Methodology Report* (Nolin et al. forthcoming).

4.1.1 Special Pre-Collection Procedures

Before the beginning of data collection, special procedures were implemented to remove some nonresidential and nonworking telephone numbers from the sample, and in addition, an advance mailing was conducted.

Business purge. The 163,265 telephone numbers in the NHES:1999 sample were drawn by Genesys, a commercial firm that draws samples to specific requirements. In addition to the NHES: 1999 numbers, an additional 4,082 numbers were drawn by Genesys for the Adult Special Study. These 167,347 telephone numbers were matched by Genesys against residential White Pages listings and Yellow Pages listings. Numbers appearing in both listings were classified as residential listings. Numbers that appeared only in the Yellow Pages business listings were classified as nonresidential. Of the total sample, 7,527 telephone numbers were found to be nonresidential through this business purge and were given a final status of nonresidential. This total includes 7,324 numbers from the main NHES:1999 sample and 203 numbers from the Adult Special Study sample.

Tritone test. Genesys also conducted tritone tests on the remaining 159,821 telephone numbers that were not identified as business numbers or residential numbers through a check of White and Yellow page listings. The numbers were computer dialed; those that received tritone signals (the three-bell sound heard when dialing a nonworking number) prior to a ring on two separate calls on different days were classified as nonworking and assigned that final disposition code. In all, 17,682 telephone numbers were classified as nonworking through the tritone check. This total includes 17,253 numbers from the main NHES:1999 sample and 429 numbers from the Adult Special Study sample.

Advance mailing. In an effort to increase Screener-level response, a mailing was sent to the 51,004 households for which an address was obtained by the commercial firm Telematch.³ (Because of time constraints imposed by requiring Genesys to draw the sample from the fourth quarter 1998 Marketing Systems Group frame and the time needed for preparing for the advance mailing, all of the telephone numbers in the sample were sent to Telematch for address matching.) A brief letter explaining the purpose of the NHES:1999 and encouraging participation in the study was mailed to these households; however, 7,615 letters were returned by the postmaster, the vast majority containing no forwarding address. (Because additional mailings were planned, an address was updated if a forwarding address was supplied. See section 4.1.5 below for a description of additional mailings.) The field test of the NHES:1996 showed that households receiving an advance letter were more likely to respond to the survey (Brick and Collins 1997). The NHES:1999 result was consistent with those findings. The weighted response rate for households to

³After the Tritone tests, the NHES:1999 and Adult Special Study samples were treated as distinct samples. The remaining discussion of data collection and response rate calculations refers only to the NHES:1999 sample.

which letters were mailed in advance of calling was higher than that for households for which addresses were sought but could not be obtained (80.8 percent compared to 66.5 percent).

4.1.2 CATI System Applications

The use of a CATI system for the NHES:1999 included a number of applications that facilitated the implementation of the survey. Briefly, the most salient features of the CATI system for the NHES:1999 were as follows:

- **Sampling:** The use of online sampling through CATI eliminated the need for separate screening and interviewing calls, reducing the cost and the burden on respondents.
- **Scheduling:** The CATI system was used to feed telephone numbers to the interviewers, maintain a schedule of callback appointments, and reschedule unsuccessful contact attempts to the appropriate day and time.
- **Skip Patterns:** The CATI system was programmed to automatically guide interviewers through the complex skip patterns in the questionnaire, reducing the potential for interviewer error and shortening the questionnaire administration time.
- **Copying Responses:** The CATI system was used to copy responses from one interview to another to prevent unnecessary repetition of questions. For example, when two children with the same parents were sampled in a household, the parent characteristics series and household information items were asked only once. This helped to reduce response burden.
- **Monitoring Survey Progress:** The CATI system was programmed to provide automatic status reports throughout data collection. This allowed ongoing monitoring of the survey's progress.
- **Online Help:** The CATI system was programmed to provide an online help screen for each item in the screener and extended interviews. These screens, which could be accessed with a keystroke by the interviewer, clarified terminology, explained the intent of questions, and helped the interviewer obtain correct information.

4.1.3 Interviewer Training

Training for interviewers was conducted over a 7-week period, 3 weeks in December 1998 and throughout the month of January 1999. Interviewers were trained in groups of about 30. Inexperienced interviewers received 18 hours of training and experienced interviewers, 14 hours. Prior to the NHES:1999 project training, all interviewers had participated in a basic training in general interviewing techniques and the use of the CATI system that typically lasted 6 hours. Each training group had an assigned time for the first interviewing shift so that their work could be closely monitored. In total, 421 interviewers were trained for the study.

Interviewer training was conducted using the CATI system. The trainees entered information in the CATI system during training presentations, providing them with hands-on experience prior to beginning data collection. The topics covered in the training session included an introduction to the study, interactive lectures based on each of the survey questionnaires, details about survey procedures, and techniques for refusal avoidance. Prior to live interviewing, trainees practiced interviews in pairs using several role-play

scripts. The majority of training time (about 12 hours) was spent on interactive lectures and practice interviews using role-play scripts. Most of the remaining time was spent on procedures for contacting households and respondents and techniques for gaining cooperation.

The survey staff included 21 interviewers bilingual in English and Spanish. These interviewers received the same English training as all other interviewers and were then trained to conduct the interviews in Spanish. All of the CATI screens were translated into Spanish, and these screens were available to bilingual interviewers at a keystroke.

4.1.4 Interviewing Procedures

The CATI system scheduled cases automatically, based on an algorithm that was customized for the NHES:1999 survey. The system assigned cases to interviewers in the following order of priority:

- Cases that had specific appointments;
- Cases that had resulted in busy signals 15 minutes earlier;
- Cases that had resulted in noncontact at a scheduled appointment time;
- Initial cases, until they had received one day and one evening call attempt;
- Cases that had unspecified appointment/general callback times for the time period; and
- Cases that had not been contacted on previous attempts and had not been attempted during the time period.

At least seven attempts were made by NHES interviewers to screen households in order to determine the presence of household members eligible for extended interviews, that is, an eligible child or adult. These calls were staggered on different days of the week and at different times of the day over a period of at least 2 weeks. This included at least two daytime calls, three evening calls, and two weekend calls. In addition, nearly all cases for which this seven-call limit was reached were released at several points during data collection to receive additional calling attempts. Some cases received more than 20 calls in this effort to complete screening interviews. Cases that were coded as problems were referred to a telephone supervisor to discuss appropriate methods of completing an interview (e.g., holding a case for some time and releasing it for additional attempts later in the data collection period). Below is an overview of the specific calling strategies used during the NHES:1999 data collection and their results. Because most nonresponse in a random-digit-dialing (RDD) survey occurs at the screening level, these procedures emphasized increasing the Screener response rate. Please see *The 1999 National Household Education Survey Methodology Report* (Nolin et al. forthcoming) for a more detailed account of these procedures and their results.

Procedures for Other than English. The NHES:1999 was conducted primarily in English, but provisions were made to interview persons who spoke only Spanish. As mentioned above, the questionnaires were translated into Spanish, Spanish versions of the CATI instruments were programmed, and bilingual interviewers were trained to complete the interview in either English or Spanish.

When the person answering the telephone was not able to speak English, and the interviewer was not bilingual and was not able to identify an English-speaking household member, the interviewer coded the case as a “language problem” and further specified the case as either “hearing/speech problem,” “Spanish,”

or “language other than English or Spanish.” Bilingual interviewers were the only ones who could access these “language problem” cases for follow up. If a bilingual interviewer encountered a Spanish-speaking respondent on an initial call into a household, the interviewer could immediately begin to conduct the interview in Spanish without ever coding the case as a language problem.

There were 38 Screeners that were classified by at least one interviewer as a hearing or speech problem. None of these cases were completed.

A total of 2,515 Screeners were classified by the first interviewer making contact as Spanish-speaking. About 72 percent of all these cases were finalized as completes. About 93 percent of these completed cases were completed in Spanish.

Of the 899 Screeners with respondents identified by the initial interviewer as speaking some language other than English or Spanish, about 22 percent were completed. Most were completed in English; less than 0.5 percent were completed in Spanish. Of those that were not completed, 84 percent were finalized as language problems and the rest were refusals (6 percent) or other nonresponse (10 percent).

Answering Machines. Interviewers made at least seven attempts to reach households in which call attempts resulted in an answering machine status in order to complete the screening and determine whether any household members were sampled for interviews. The first time an answering machine was reached, the interviewer left a brief message explaining the nature of the call, providing the 800 telephone number for the prospective respondent, and explaining that an interviewer would call again at a later time. A different message was left upon reaching an answering machine only if the case changed strategy, for instance, became a refusal case. Up to four such messages could have been left in a household if the case changed strategies; however, that would have been a rare occurrence. At the end of the data collection period, a fifth message may have been left in an attempt to gain the cooperation of the household.

4.1.5 Special Data Collection Procedures

Refusal conversion. Additional efforts to gain cooperation from households or individual respondents who had initially refused to complete an interview were also part of the data collection effort for the NHES:1999. Unless an interviewer indicated that the initial refusal was “hostile” (e.g., profane or abusive), one refusal conversion attempt was made for each Screener or extended interview refusal. Cases classified as “hostile” were reviewed by a supervisor to determine whether another attempt should be made. For most of the field period, a 14-day hold was placed on initial refusals before a conversion attempt was made. This period was decreased near the end of data collection to facilitate survey close-out while maximizing response rates.

A strategy used in the NHES:1999 to increase the likelihood of successful refusal conversion attempts was to send a letter to households for which a good address had been obtained from Telematch or through a forwarding address from a postmaster. The letters were sent by Federal Express at a special corporate rate in order to draw attention to their importance. A total of 5,765 letters were mailed, and 4,980 of these cases or 90 percent were completed, versus 69 percent of the 7,878 cases to which a letter was not mailed. Taken together, 19 percent of the completed screeners were completed in those households that received refusal conversion letters.

An additional refusal conversion attempt was made in a subset of cases which had twice refused to participate in the Screener interview. The cases included in this effort were those for which neither the first nor second refusal received a code of “hostile.” This effort resulted in the completion of 2,794 additional Screeners (or 5 percent of the total completed). All refusals were considered to be final if a third contact with the household resulted in a code of refusal.

Refusal conversion efforts were successful at the extended interview level as well. Nine hundred ninety-two Parent Interviews, 198 Youth Interviews, and 437 Adult Education Interviews were completed after initially refusing the interview. In the NHES:1999, an additional refusal conversion attempt was also made on selected extended interview cases for which two refusals, both coded "mild," had been received. These efforts also yielded completed interviews; 131 additional Parent Interviews were completed out of 304 cases refiled, 222 additional Youth Interviews were completed out of 471 cases refiled, and 83 additional Adult Education Interviews out of 252 were completed.

In summary, the additional refusal conversion activities for the NHES:1999 were productive. Ninety percent of the Screener refusal cases that were mailed a Federal Express letter and called after the first refusal were completed versus 69 percent of the cases called after an initial refusal but not mailed a Federal Express letter. Twenty-two percent of the cases released for another call attempt after two refusals were completed. Of the extended interviews released for an additional refusal conversion attempt, from 26 to 47 percent of the refiled cases were completed.

"Maximum call" cases. Other efforts to increase the Screener response rate focused on "maximum call" cases, in which a person had answered on at least one of the seven initial attempts. If a good mailing address had been obtained for the household, a first-class letter describing the survey and the importance of cooperating was mailed to it in an 8 1/2 x 11 inch envelope. The cases were held for a period of time, mailed to if possible (1,974 cases were mailed letters), and released for additional attempts periodically during the data collection period. Initially, only maximum call cases that had never been released for additional attempts were released. However, toward the end of the data collection period, all maximum call cases were released for additional call attempts, regardless of how many additional attempts they had already received. This effort resulted in the completion of 2,308 additional Screeners, 42 percent of cases refiled and 4 percent of all completed screeners.

Extended interview "maximum call" cases were also released for additional call attempts. These efforts resulted in the completion of 1,230 Parent Interviews, 337 Youth Interviews, and 404 Adult Education Interviews.

"No answer" calls. Numbers that had been answered only by answering machines and never by a person ("no answer, answering machine" cases) and numbers at which no answer was ever received during the seven attempts, ("no answer" cases) also received special treatment during the NHES:1999 data collection. All "no answer, answering machine" cases for which a good address had been obtained were mailed a first class letter in an 8 1/2 by 11 inch envelope; all "no answer, answering machine" cases were released for additional call attempts. Twenty-six percent of the 5,237 Screener "no answer, answering machine" cases were completed after re-releasing. There was little difference between the 1,872 cases that were mailed a letter (27 percent completed) and the 3,365 cases not mailed to (24 percent completed). The "no answer, answering machine" cases represent 2 percent of all completed screeners.

"No answer" cases with mailable addresses were mailed a first class letter in an 8 1/2 by 11 inch envelope and re-released for additional call attempts as well. However, previous experience has shown that "no answer" cases are the most unproductive cases, and those without a mailable address are likely to be the least productive of that group. Therefore, a subsampling strategy was employed before re-releasing them, so that efforts could be concentrated on the cases more likely to yield completes. Half of the nonmailable "no answer" cases were randomly sampled and released for additional attempts. To reflect this subsampling, the nonmailable cases that were re-released were weighted up to represent the cases that were not re-released. Twelve percent of the 1,286 mailable "no answer" cases were completed versus 3 percent of the 5,606 subsampled, nonmailable "no answer" cases. Together these complete interviews represented less than .05 percent of all completed screeners. However, refiled efforts for all "no answer" and "no

answer – answering machine” cases resulted in 1,619 telephone numbers identified as nonworking or nonresidential.

Telephone company business office checks done in 1996 indicated that approximately 40.5 percent of cases finalized with unknown residency status were residential. (See Brick and Broene 1997 for details regarding the use of telephone company business office checks to estimate the residential status of telephone numbers.) Based on this information, the final no-answer cases were proportionally allocated to residential and nonresidential status in the calculation of final response rates.

4.1.6 Data Collection Quality Control

Data collection quality control efforts began during the CATI development period. As the CATI system was programmed, extensive testing of the system was conducted. This testing included review by project research staff, telephone interviewing staff, data preparation staff, statistical staff, and the programmers themselves. The testing by staff members representing different aspects of the project was designed to ensure that the system was working properly from all of these perspectives. A live field test was conducted in households between September 24 and September 27, 1998. Four hundred twenty-seven Screeners, 206 Parent Interviews, 67 Youth Interviews, and 61 Adult Education Interviews were completed. The purpose of the field test was to ensure that the CATI system was working properly. Minor modifications to the instruments were made following the field test.

Quality control activities continued during training and data collection. During interviewer training, interviewers were paired with one another, and they conducted role-play interviews on telephones monitored by supervisors. When interviewers began actual data collection, they were monitored on an ongoing basis by telephone center supervisors. Project research staff also monitored the interviewers occasionally. Data preparation staff reviewed the cases from the CATI system as they were completed and referred problems to the project staff for resolution. Interviewer memos were posted and distributed when any recurring problems were identified. Additional training was provided as necessary.

Throughout data collection, supervisors and telephone monitors (experienced telephone interviewers who were trained for monitoring) monitored the interviews by listening for about 15 minutes at a time to the interviewers from either a monitoring room or from a carrel on the floor of the telephone center. The monitor completed a special monitoring form that covered five major areas of telephone interviewing:

- Reading and general skills;
- Listening skills and probing;
- Recording;
- Handling refusals and questions; and
- Telephone manner and relationship with respondent.

The monitors recorded their impressions of the interviewer's skills and abilities along with suggestions for improvement. Interviewers were coached by supervisors and any who had exhibited difficulty were intensively monitored to make sure the difficulties were resolved. If the problems continued, then the interviewers were released from the NHES:1999 interviewing pool. Over 9,000 monitoring sheets were completed for NHES:1999 interviewers. Only four interviewers were released because of inadequate performance.

In addition, at least once a week, the CATI management system produced computer-generated reports that displayed response rates, refusal rates, and refusal conversion rates for each NHES:1999 interviewer. These reports assisted telephone center supervisors in identifying differences in interviewer performance that might not be detected through monitoring. For example, some interviewers may have been more effective in refusal conversion or gaining cooperation from the elderly. Supervisors relied on both monitoring sheets and standard reports to make staff assignments.

4.2 Response Rates in the NHES:1999

A response rate is the ratio of the number of units with completed interviews (for example, the units could be telephone numbers, households, or persons) to the number of units sampled and eligible for the interview. In some cases, these rates are easily defined and computed, while in other cases the numerator or denominator of the ratio must be estimated.

For reporting the results from the NHES:1999, the response rate indicates the percentage of possible interviews completed taking all survey stages into account, while the completion rate measures the percentage of interviews completed for a specific stage of the survey. For example, household members were identified for interviews in a two-stage process. Screener interviews were conducted to enumerate and sample household members, and then questionnaires were administered for the sampled members. If the responding household member failed to complete the first-stage Screener, no members could be sampled for other interviews. Under this design, the completion rate for the second stage (Parent, Youth, or Adult Education Interview) is the percentage of sampled persons who completed these interviews. The response rate is the product of the first- and second-stage completion rates.⁴

Response and completion rates can be either unweighted or weighted. The unweighted rate, computed using the raw number of cases, provides a useful description of the success of the operational aspects of the survey. The weighted rate, computed by summing the weights (usually the reciprocals of the probability of selecting the units) for both the numerator and denominator, gives a better description of the success of the survey with respect to the population sampled. Both rates are usually similar unless the probabilities of selection and the response rates in the categories with different selection probabilities vary considerably. All of the response rates discussed in the report are weighted unless noted specifically in the text.

Response rates and completion rates are identical for the first stage of sampling and interviewing (i.e., the Screener). The next section discusses the response rate for the Screener and provides a profile of the characteristics of the respondents. The discussion of response and completion rates for the Parent, Youth, and the Adult Education Interviews are given in the following sections. Additional information on the NHES:1999 response rates, including the findings of additional nonresponse bias analyses, is included in *The 1999 National Household Education Survey Methodology Report* (Nolin et al. forthcoming).

⁴Because Youth Interviews could only be conducted after the Parent Interview for that sampled child had been completed, the Youth Interview could be treated as a third survey stage. The Youth Interview response rate would have been calculated as the Screener completion rate times the completion rate times the completion rate of Parent Interviews for 6th through 12th grade students sampled for the Youth Interview times the Youth Interview completion rate. Because the completion rate of Parent Interviews for 6th through 12th grade students sampled for the Youth Interview was not developed, this approach was not taken.

4.2.1 Screener Response Rate

The first panel of table 4-1 shows the disposition of the 163,265 telephone numbers that were sampled for the NHES:1999. The three major categories of residential status are those identified as numbers for residential households, those identified as nonresidential numbers (primarily nonworking and business telephone numbers), and those numbers that, despite numerous attempts, could not be classified as either residential or nonresidential.

As shown in the lower part of the table, the first weighted response rate of 74.1 percent for the screener was calculated using the business office method. For this method, the numerator is the weighted number of telephone numbers in households that participated in the survey (55,929). The denominator is the weighted total number of residential telephone numbers plus the 40.5 percent of numbers with unknown residential status that are assumed to be residential. Both the numerator and the denominator have been weighted by the probabilities of selecting the telephone numbers and weighted for the subsampling for extensive followup nonmailable no-answer telephone numbers that were not refiled. The 40.5 percent estimate was based on a special study conducted at the conclusion of the NHES:1995 survey in which telephone business offices were contacted to provide the status of a sample of telephone numbers that had unresolved residency status (Brick and Broene 1997).

Table 4-1.—Number of telephone numbers dialed, by residential status and weighted and unweighted Screener response rates

| Screener response category | Number | Percentage of all numbers | Percentage of residential numbers |
|--------------------------------------|---------|---------------------------|-----------------------------------|
| Total | 163,265 | 100.0 | |
| Identified as residential | 70,621 | 43.3 | 100.0 |
| Responded | 55,929 | 34.3 | 79.2 |
| Did not respond | 14,692 | 9.0 | 20.8 |
| Identified as nonresidential | 79,054 | 48.4 | |
| Unknown residential status | 13,590 | 8.3 | |
| Estimated screener response rates* | | Weighted rate (percent)* | Unweighted rate (percent)* |
| Business office method response rate | | 74.1 | 73.5 |
| Survival analysis response rate | | 76.1 | 75.7 |
| CASRO response rate | | 73.2 | 72.6 |
| Conservative response rate | | 67.4 | 66.4 |
| Liberal response rate | | 79.4 | 79.2 |

*All of the response rates use the weighted number of responding households (for weighted rates) or the unweighted number of responding households (for unweighted rates) as the numerator. The denominators vary but are all estimated totals. For the estimated response rate using the business office method, the proportion of unknown residential status numbers included in the denominator was based upon the proportion identified in checks with telephone business offices. For the survival analysis method response rate, the proportion of unknown residential status numbers included in the denominator was estimated using survival analysis methods that incorporate information about the cases (including listed status, interviewers' coding of answering machine call results, and the number of call attempts the telephone number received). For the CASRO (Council of American Survey Research Organizations) response rate, the proportion of unknown residential status numbers included in the denominator was based upon the residency rate for the numbers with known residential status. For the conservative response rate, all of the unknown residential status numbers were included. For the liberal response rate, none of the unknown residential status numbers were included.

NOTE: Because of rounding, details may not add to totals.

SOURCE: U.S. Department of Education, National Center for Education Statistics, National Household Education Survey (NHES), spring 1999.

Other estimates of the response rates were computed by allocating different proportions of the numbers with unknown residency status into the residential category. The footnote to table 4-1 explains five different schemes for estimating the response rate. It is reasonable to say that the Screener response rate is

between 67 and 79 percent. The variability in the estimates arises because it is not possible to identify precisely the residential status for each telephone number. The response rate calculated by the business office method has traditionally been reported as the NHES response rate. Using this approach, the best estimate for the NHES:1999 response rate is 74 percent.

The lower right part of table 4-1 also shows unweighted screener response rates calculated using each of the approaches described above. If the raw count of telephone numbers had not been weighted, the Screener response rate using the business office method would have been 73.5 percent.

Table 4-2 presents the Screener response rate by selected geographic area characteristics and characteristics of telephone numbers. These characteristics were considered because they are available for all telephone numbers and are sometimes associated with response propensity. The response rate for listed residential telephone numbers was higher than for telephone numbers that were not listed. The response rate was also higher for telephone numbers with mailable addresses than for those without mailable addresses. The Screener response rate also varied somewhat by region of the country. Response rates for the Northeast and West were lower than for the Midwest and South. Areas with lower proportions of renters and lower proportions of college graduates had higher response rates than those with higher proportions. Response rates for households not located in an MSA were higher than for households in other areas.

4.2.2 Extended Interview Response Rates

The number of children enumerated and sampled, and those with completed interviews for each component of the NHES:1999, are given in table 4-3. Of the enumerated 38,993 children eligible for sampling in the Parent Interview, a sample of 28,011 children was selected. About 0.5 percent of the sampled children were not actually in the age and grade range for the survey as determined by the Parent Interview respondent. These children were classified as ineligible. Complete interviews were obtained for 24,600 of the sampled children for an estimated 90 percent completion rate and a response rate of 67 percent. The bulk of the unit nonresponse for the Parent Interview was due to refusal of the parent/guardian to respond (64.2 percent of nonresponse). Other reasons for Parent Interview nonresponse were inability to make contact with the parent/guardian (27.5 percent of nonresponse), language problems (2.5 percent of nonresponse), and other miscellaneous reasons such as the parent/guardian being unavailable for an interview during the field period (5.9 percent of nonresponse).

The number of older children enumerated, sampled, and the final status of each sampled child for the Youth Interview are also given in table 4-3. About 68 percent of the 15,563 enumerated older children were sampled for the Youth Interview. Less than 2 percent of the sampled older children were classified as ineligible because the Parent Interview respondent reported that they were not actually enrolled in grades 6 through 12. In all, 7,913 interviews were completed with the sampled youth. The estimated completion rate for the Youth Interview is 78 percent and the response rate is 58 percent. The main reason for Youth Interview nonresponse was failure to complete the Parent Interview (54.2 percent of Youth Interview nonresponse). Other reasons for nonresponse to the Youth Interview were the refusal of the parent to permit the youth to respond to the Youth Interview (17.7 percent of Youth Interview nonresponse), refusal of the youth to respond (16.1 percent of Youth Interview nonresponse), inability to make contact with the sampled youth (7.2 percent of Youth Interview nonresponse), language problems (0.5 percent of Youth Interview nonresponse), and other miscellaneous reasons for nonresponse such as the youth not being capable of responding to the interview for health reasons (4.4 percent).

Table 4-2.—Number of telephone numbers dialed in the Screener, by response status, weighted response rate, and characteristic of the geographic area based on the telephone exchange

| Characteristic | Total | Residential, responded | Residential, did not respond | Non- residential | Unknown residential status | Estimated response rate* (percent) |
|--------------------------------|---------|------------------------|------------------------------|------------------|----------------------------|------------------------------------|
| Total | 163,265 | 55,929 | 14,692 | 79,054 | 13,590 | 74.1 |
| Census region | | | | | | |
| Northeast | 29,537 | 10,003 | 3,212 | 13,252 | 3,070 | 70.1 |
| South | 61,684 | 21,646 | 5,311 | 30,024 | 4,703 | 75.5 |
| Midwest | 33,920 | 11,420 | 2,634 | 17,446 | 2,420 | 76.7 |
| West | 38,124 | 12,860 | 3,535 | 18,332 | 3,397 | 72.8 |
| Listed status | | | | | | |
| Not listed | 108,794 | 25,730 | 8,070 | 63,751 | 11,243 | 67.5 |
| Listed residential number | 47,147 | 30,199 | 6,622 | 7,979 | 2,347 | 80.4 |
| Listed business number | 7,324 | 0 | 0 | 7,324 | 0 | NA |
| Advance mailing status | | | | | | |
| Mailable address, mailing sent | 43,389 | 28,455 | 5,711 | 7,360 | 1,863 | 81.9 |
| No mailable address | 112,261 | 24,633 | 8,125 | 68,472 | 11,031 | 66.5 |
| Mailable address, but returned | 7,615 | 2,841 | 856 | 3,222 | 696 | 70.8 |
| Minority concentration | | | | | | |
| High | 81,454 | 26,855 | 7,523 | 40,431 | 6,645 | 72.7 |
| Not high | 81,811 | 29,074 | 7,169 | 38,623 | 6,945 | 74.7 |
| Percent college graduates | | | | | | |
| Less than 20 percent | 63,993 | 22,752 | 5,226 | 32,056 | 3,959 | 77.8 |
| 20 to 29 percent | 50,939 | 17,966 | 4,964 | 23,628 | 4,381 | 73.5 |
| 30 to 39 percent | 25,171 | 8,442 | 2,420 | 11,801 | 2,508 | 71.7 |
| 40 to 59 percent | 20,100 | 6,031 | 1,833 | 9,922 | 2,314 | 69.1 |
| 60 percent or more | 3,062 | 738 | 249 | 1,647 | 428 | 65.1 |
| Percent renters | | | | | | |
| Less than 20 percent | 4,243 | 1,502 | 390 | 1,990 | 361 | 74.0 |
| 20 to 39 percent | 76,617 | 28,339 | 6,797 | 35,711 | 5,770 | 75.8 |
| 40 to 49 percent | 35,219 | 12,665 | 3,278 | 16,318 | 2,958 | 74.3 |
| 50 to 59 percent | 20,370 | 6,413 | 1,792 | 10,376 | 1,789 | 72.2 |
| 60 to 69 percent | 10,820 | 3,001 | 940 | 5,880 | 999 | 69.2 |
| 70 to 79 percent | 8,863 | 2,358 | 876 | 4,782 | 847 | 66.3 |
| 80 percent or more | 7,133 | 1,651 | 619 | 3,997 | 866 | 62.7 |
| Metropolitan status | | | | | | |
| In county in central city | 67,562 | 21,970 | 6,305 | 33,320 | 5,967 | 72.3 |
| In county not in central city | 29,074 | 10,424 | 2,960 | 13,198 | 2,492 | 73.0 |
| Subcounty of MSA | 29,299 | 10,542 | 2,748 | 13,464 | 2,545 | 73.8 |
| MSA in its own county | 7,842 | 2,554 | 889 | 3,546 | 853 | 66.4 |
| Not MSA | 29,488 | 10,439 | 1,790 | 15,526 | 1,733 | 80.9 |

*The estimated response rate is the number of completed interviews divided by the sum of the number of completed interviews, nonresponses, and 40.5 percent of the unresolved telephone numbers, weighted by the probability of selection.

SOURCE: U.S. Department of Education, National Center for Education Statistics, National Household Education Survey (NHES), spring 1999.

The bottom section of table 4-3 gives the numbers of adults enumerated and sampled, and the final status of the Adult Education Interview for sampled adults. Adults were enumerated in only a subsample of households. Of the 20,266 enumerated adults, 8,114 were sampled for Adult Education Interviews. A total of 6,697 adults completed the Adult Education Interview. The estimated completion rate for the Adult Education Interview is 84.1 percent and the response rate is 62.3 percent. Almost all of those sampled were eligible for the interview; those classified as ineligible were either in the military or

currently enrolled in high school. For the Adult Education Interview, the bulk of the nonresponse was due to refusal of the sampled adult to respond (66.7 percent of nonresponse). Other reasons for Adult Education Interview nonresponse were inability to make contact with the sampled adult (19.5 percent of nonresponse), language problems with the sampled adult (4.2 percent of nonresponse), and other miscellaneous reasons such as the sampled adult being unable to respond due to illness (9.5 percent of nonresponse).

Table 4-3.— Number of enumerated children and adults, completed interviews, and weighted completion and response rates, by type of extended interview

| Type of interview | Number | Estimated completion rate (percent) | Estimated response rate (percent)* |
|--------------------------------|--------|-------------------------------------|------------------------------------|
| Parent Interview | | | |
| Enumerated | 38,993 | | |
| Sampled | 28,011 | | |
| Ineligible | 151 | | |
| Did not respond | 3,260 | | |
| Complete | 24,600 | 90.0 | 66.7 |
| Youth Interview | | | |
| Enumerated | 15,563 | | |
| Sampled | 10,651 | | |
| Ineligible | 170 | | |
| Parent Interview not completed | 1,376 | | |
| Parent refused for youth | 460 | | |
| Youth did not respond | 732 | | |
| Complete | 7,913 | 78.1 | 57.9 |
| Adult Education Interview | | | |
| Enumerated | 20,266 | | |
| Sampled | 8,114 | | |
| Ineligible | 96 | | |
| Did not respond | 1,321 | | |
| Complete | 6,697 | 84.1 | 62.3 |

*The estimated response rate is computed by multiplying the Screener response rate of 74.1% by the appropriate completion rate.

SOURCE: U.S. Department of Education, National Center for Education Statistics, National Household Education Survey (NHES), spring 1999.

The completion rates for the Parent, Youth, and the Adult Education Interviews can be examined by variables available for both respondents and nonrespondents. The variables shown for the Parent Interview are census region (based on the telephone number) and grade of the sampled child. Grade was collected during the Screener. Table 4-4 shows the number of sampled children by response status and completion rate for each of these variables. The completion rates are quite consistent across all Census regions and grades.

For the Youth Interview, three variables about each sampled youth are used for examining the response profile: Census region, grade of the youth, and type of school (i.e., public vs. private vs. home school). Census region was obtained based on the telephone number, grade was obtained from the Screener, and type of school was obtained from the Parent Interview. The distribution of cases for these variables and the completion rates are shown in table 4-5. There is little variation in the completion rates for region or for students whose grade is known. The completion rates by type of school are more variable, with the lowest rate for home schoolers.

For the Adult Education Interview, four variables were considered in examining the response profile: Census region (based on the telephone number), sex (from the Screener), adult education participation status as reported by the Screener respondent, and an indicator of whether the sampled adult was the Screener respondent (see table 4.6). There is little variation in completion rates across regions. The completion rate for females is higher than that for males, and the completion rate for adults reported by the Screener respondent to be adult education participants is higher than the completion rate for those reported to be non-participants. Sampled adults who were the Screener respondents completed the Adult Education interview at higher rates than those who were not the Screener respondents.

Table 4-4.—Number of sampled Parent Interviews, by response status and weighted completion rates

| Parent Interviews | Total | Responded | Did not respond | Ineligible | Estimated completion rate (percent) |
|---------------------------|--------|-----------|-----------------|------------|-------------------------------------|
| Total | 28,011 | 24,600 | 3,260 | 151 | 90.0 |
| Census region | | | | | |
| Northeast | 4,912 | 4,270 | 625 | 17 | 89.2 |
| South | 10,761 | 9,473 | 1,224 | 64 | 90.4 |
| Midwest | 5,511 | 4,899 | 578 | 34 | 90.9 |
| West | 6,827 | 5,958 | 833 | 36 | 89.2 |
| Grade of child (Screener) | | | | | |
| Not enrolled | 5,486 | 4,952 | 506 | 28 | 91.5 |
| Nursery/Preschool | 2,225 | 1,983 | 241 | 1 | 90.4 |
| Kindergarten | 1,642 | 1,480 | 157 | 5 | 91.5 |
| 1st grade | 1,648 | 1,458 | 189 | 1 | 89.6 |
| 2nd grade | 1,596 | 1,392 | 204 | 0 | 88.3 |
| 3rd grade | 1,588 | 1,403 | 182 | 3 | 89.8 |
| 4th grade | 1,565 | 1,377 | 185 | 3 | 90.3 |
| 5th grade | 1,622 | 1,402 | 219 | 1 | 89.4 |
| 6th grade | 1,500 | 1,306 | 191 | 3 | 89.7 |
| 7th grade | 1,607 | 1,407 | 197 | 3 | 90.2 |
| 8th grade | 1,566 | 1,373 | 193 | 0 | 90.4 |
| 9th grade | 1,563 | 1,376 | 177 | 10 | 90.3 |
| 10th grade | 1,472 | 1,258 | 200 | 14 | 88.6 |
| 11th grade | 1,420 | 1,229 | 171 | 20 | 90.3 |
| 12th grade | 1,484 | 1,191 | 242 | 51 | 87.3 |
| Unknown | 12 | 0 | 5 | 7 | 0.0 |
| Other* | 15 | 13 | 1 | 1 | 97.3 |

* "Other" includes special education and ungraded.

SOURCE: U.S. Department of Education, National Center for Education Statistics, National Household Education Survey (NHES), spring 1999.

Table 4-5.—Number of sampled Youth Interviews, by response status and weighted completion rates

| Youth Interviews | Total | Responded | Did not respond | Ineligible | Parent Interview not completed | Estimated percent completed among those with a completed Parent Interview ³ |
|-----------------------------------|--------|-----------|-----------------|------------|--------------------------------|--|
| Total | 10,651 | 7,913 | 1,192 | 170 | 1,376 | 86.8 |
| Census region | | | | | | |
| Northeast | 1,818 | 1,292 | 225 | 24 | 277 | 84.5 |
| Midwest | 2,110 | 1,622 | 233 | 35 | 220 | 87.7 |
| South | 4,192 | 3,137 | 455 | 76 | 524 | 87.6 |
| West | 2,531 | 1,862 | 279 | 35 | 355 | 86.6 |
| Grade of child (Screener) | | | | | | |
| 6th grade | 1,502 | 1,106 | 186 | 21 | 189 | 85.4 |
| 7th grade | 1,599 | 1,221 | 171 | 10 | 197 | 87.7 |
| 8th grade | 1,567 | 1,191 | 178 | 5 | 193 | 87.4 |
| 9th grade | 1,557 | 1,192 | 173 | 15 | 177 | 86.1 |
| 10th grade | 1,464 | 1,089 | 152 | 23 | 200 | 87.5 |
| 11th grade | 1,411 | 1,039 | 176 | 25 | 171 | 86.7 |
| 12th grade | 1,506 | 1,059 | 148 | 58 | 241 | 87.4 |
| Other ¹ | 31 | 15 | 7 | 6 | 3 | 59.9 |
| Unknown | 14 | 1 | 1 | 7 | 5 | 52.1 |
| Type of school (Parent Interview) | | | | | | |
| Public | 8,103 | 7,036 | 1,016 | 51 | 0 | 87.2 |
| Private | 924 | 779 | 142 | 3 | 0 | 85.0 |
| Home schoolers | 134 | 98 | 34 | 2 | 0 | 74.0 |
| Unknown ² | 1,490 | 0 | 0 | 114 | 1,376 | 0.0 |

¹“Other” includes special education, ungraded, and grades other than 6 through 12.

²Characteristics obtained during the Parent Interview are unknown for some ineligible youths and for youths for whom no Parent Interview was completed.

³This may be viewed as a conditional Youth Interview completion rate, where the denominator is the weighted number of youth with completed Parent Interviews rather than the weighted number of youth sampled for a Youth Interview. Because the rates reported here are conditional, they differ from the rates reported in table 4-3 and throughout this manual, which are not conditional on the completion of the Parent Interview.

SOURCE: U.S. Department of Education, National Center for Education Statistics, National Household Education Survey (NHES), spring 1999.

Table 4-6.—Number of sampled Adult Education Interviews, by response status and weighted completion rates

| Adult Education Interviews | Total | Responded | Did not respond | Ineligible | Estimated completion rate (percent) |
|---|-------|-----------|-----------------|------------|-------------------------------------|
| Total | 8,114 | 6,697 | 1,321 | 96 | 84.1 |
| Census region | | | | | |
| Northeast | 1,405 | 1,162 | 233 | 10 | 84.4 |
| Midwest | 1,710 | 1,451 | 253 | 6 | 84.8 |
| West | 1,873 | 1,518 | 329 | 26 | 83.8 |
| South | 3,126 | 2,566 | 506 | 54 | 83.7 |
| Sex (Screener) | | | | | |
| Female | 4,508 | 3,829 | 650 | 29 | 86.2 |
| Male | 3,606 | 2,868 | 671 | 67 | 81.5 |
| Adult education participation status (Screener) | | | | | |
| Adult education participant | 4,542 | 3,953 | 519 | 70 | 88.4 |
| Adult education non-participant | 3,572 | 2,744 | 802 | 26 | 80.4 |
| Screener respondent | | | | | |
| Sample adult | 5,145 | 4,620 | 469 | 56 | 91.4 |
| Person other than sampled adult | 2,969 | 2,077 | 852 | 40 | 73.0 |

SOURCE: U.S. Department of Education, National Center for Education Statistics, National Household Education Survey (NHES), spring 1999.

4.3 Item Response Rates

For most of the data items collected in the NHES:1999, the item response rate was very high. The tables in this section show the item response rates for a representative group of items for each interview. The items included were selected to represent key items and to represent the range of item response rates. The number of cases for which each item was attempted and the percentage of cases for which a valid response was obtained are shown.

Table 4-7 shows the item response rates for a representative group of items from the Parent Interview. Youth Interview item response rates for selected items are represented in table 4-8; table 4-9 presents the selected Adult Interview item response rates. For the Parent, Youth, and the Adult Education questionnaires the median item response rates for imputed items were 98.96 percent, 98.41 percent, and 99.25 percent, respectively. Items that are rarely asked, e.g. the items pertaining to basic skills courses in the Adult Education Interview, may involve unusual situations where the circumstances are less amenable to being collected in the standard set of questionnaire items. For such rarely asked items, a small number of missing values could result in a low item response rate.

For more details, including a complete listing of all item response rates, see *The 1999 National Household Education Survey Methodology Report* (Nolin et al. forthcoming).

Table 4-7.—Item response rates for selected items in the Parent Interview

| Item | Number attempted | Percent response |
|--|------------------|------------------|
| Current school status and developmental characteristics | | |
| Child being schooled at home | 17,999 | 99.99 |
| Child attended kindergarten | 2,857 | 99.72 |
| Child can identify colors | 3,561 | 99.80 |
| Child's care arrangements | | |
| Attends program before/after school or both | 2,351 | 99.70 |
| Child attends center based program | 6,939 | 99.96 |
| Location of Head Start program | 478 | 99.37 |
| Head Start located at workplace | 463 | 98.70 |
| Amount household pays for nonrelative care | 1,707 | 90.80 |
| Child receives care from a nonrelative | 19,335 | 99.88 |
| Relative care before/after school | 2,495 | 99.76 |
| Number of days per week child attends Head Start | 467 | 99.57 |
| School characteristics | | |
| Child attends public/private school | 17,400 | 99.80 |
| Child attends church related school | 2,110 | 99.57 |
| Highest grade at child's school | 17,400 | 98.28 |
| Number of students in child's grade | 524 | 82.63 |
| Family involvement and school practices | | |
| Satisfied with child's school | 17,400 | 99.52 |
| Family attended general school meeting | 19,581 | 99.84 |
| Family attended meeting with teacher | 19,581 | 99.78 |
| School tells family how child is doing in school | 19,581 | 99.31 |
| Plans for and cost of postsecondary education | | |
| Child will attend school after high school | 9,147 | 95.38 |
| Saving money to pay for child's education | 8,557 | 95.07 |
| Cost of tuition at a specific 4-year college | 1,755 | 71.00 |
| Talked about financial aid with someone | 8,557 | 95.28 |
| Family involvement outside of school | | |
| Attended parenting class | 6,939 | 99.87 |
| Took child on errands in past week | 5,041 | 99.94 |
| Visited library with child in past month | 12,075 | 99.78 |
| Number of times parent read to child in past week | 12,672 | 99.83 |
| Parents arrange after school activities | 12,396 | 99.85 |
| Parent and household items | | |
| Mother worked for pay last week | 23,650 | 99.67 |
| Highest grade mother completed | 23,650 | 99.22 |
| Father worked for pay last week | 18,314 | 99.69 |
| Highest grade father completed | 18,314 | 98.28 |
| Family received WIC in past 12 months | 24,600 | 99.63 |
| Family received TANF/AFDC in past 12 months | 24,600 | 99.54 |
| Household income | 24,600 | 89.39 |

SOURCE: U.S. Department of Education, National Center for Education Statistics, National Household Education Survey (NHES), spring 1999.

Table 4-8.—Item response rates for selected items in the Youth Interview

| Item | Number attempted | Percent response |
|---|------------------|------------------|
| Family involvement in education and attitudes about school | | |
| Family visited library with child in past month | 7,913 | 99.90 |
| Family has rules about TV viewing time | 7,913 | 99.72 |
| Family discusses decisions with child | 7,913 | 99.89 |
| Teachers maintain discipline | 7,806 | 99.77 |
| Child enjoys school | 7,806 | 99.78 |
| Activities that promote responsibility | | |
| School has student government | 7,806 | 92.49 |
| Served/worked in student government | 6,487 | 92.51 |
| Works for pay | 7,913 | 99.96 |
| Service activities | | |
| Does community service activities | 7,913 | 99.81 |
| School arranges service activities | 4,080 | 99.31 |
| First service activity helps elderly | 1,022 | 93.74 |
| Participating in first service activity now | 4,141 | 99.86 |
| First service activity schedule | 4,141 | 99.61 |
| Talk in class/group about service activities | 4,080 | 99.56 |
| Activities that promote civic involvement | | |
| Watch/listen to national news with family in past week | 6,812 | 99.66 |
| Frequency for talking about national new with family | 7,913 | 99.81 |
| Can't understand politics/government | 4,381 | 99.20 |
| Family has no say in what government does | 4,381 | 96.37 |
| Frequency at which youth reads national news | 7,913 | 99.95 |
| Class increased interest in government issues | 5,540 | 99.30 |
| Took part in debate in class | 7,913 | 99.68 |
| Could write letter to government official | 4,381 | 99.66 |
| Plans for and cost of postsecondary education | | |
| Will attend school after high school | 7,913 | 98.33 |
| Discuss colleges/schools with parents | 7,619 | 98.29 |
| Will start college education at 2 or 4 year school | 7,132 | 95.26 |
| Talks with teacher about college academic requirements | 7,528 | 98.41 |
| Likely to attend public/private 4 year college | 3,382 | 93.70 |
| Can estimate tuition at in-state 4 year college | 4,283 | 94.19 |
| Parent and household items | | |
| Household income | 7,913 | 91.01 |
| Exact household income/nearest \$1,000 | 1,284 | 64.95 |
| Family received TANF/AFDC in past 12 months | 7,913 | 99.82 |

SOURCE: U.S. Department of Education, National Center for Education Statistics, National Household Education Survey (NHES), spring 1999.

Table 4-9.—Item response rates for selected items in the Adult Education Interview

| Item | Number attempted | Percent response |
|---|------------------|------------------|
| Civic involvement | | |
| Teacher evaluations would improve education | 6,697 | 97.30 |
| Heard of Lifetime Learning Tax Credit | 6,697 | 99.42 |
| Used public library in past year | 6,697 | 99.28 |
| How often read newspaper | 6,697 | 99.28 |
| Participate in community service | 6,697 | 99.34 |
| Employment | | |
| Looking for work in past 4 weeks | 1,443 | 98.13 |
| Earnings | 5,183 | 84.20 |
| Participation in adult education activities | | |
| Apprenticeship program | 6,697 | 99.91 |
| Main reason for ABE/GED classes | 107 | 97.20 |
| Employer required credential program | 1,319 | 99.62 |
| Vocational/technical program | 6,697 | 99.90 |
| ESL classes | 488 | 99.80 |
| Career or job related courses | 6,697 | 99.88 |
| Employer required work-related courses | 1,901 | 99.63 |
| Work-related course through distance education—video conference | 173 | 99.42 |
| Household items | | |
| Total household income | 6,697 | 80.86 |
| Total household income range | 6,697 | 87.71 |

SOURCE: U.S. Department of Education, National Center for Education Statistics, National Household Education Survey (NHES), spring 1999.

5. DATA PREPARATION

5.1 Coding and Editing Specifications

Most of the NHES:1999 interview data were coded by the interviewers during the interview using the CATI system. As the interviewers entered the number of the response option given by the respondent, this number was written to the data file. Range and logic edits were developed for relevant items to maximize coding accuracy.

5.1.1 Range Specifications

The ranges of most of the items were determined by the codes available for the responses, since most were closed ended. For open-ended items that required an entry by the interviewer (for example, ages and dates), there were no specific sets of responses; therefore, reasonable ranges were defined.

Range edits included both hard- and soft-range edits. A “soft range” is one that represents the reasonable expected range of values but does not include all possible values. Responses outside the soft range were confirmed with the respondent and had to be entered a second time. For example, the number of hours each week a child attended center-based care had a soft range of 1 to 50. A value outside this range could be entered and confirmed as correct by the interviewer as long as it was within the hard range of values (1 to 70). “Hard ranges” are those that have a finite set of parameters for the values that can be entered into the CATI system. Out-of-hard-range values for either open- or closed-ended questions were not accepted. If the respondent insisted that a response outside the hard range was correct, the interviewer could enter the information in a comments data file. These comments were reviewed by data preparation and project staff. Out-of-hard-range values were accepted if the comments supported the response otherwise, the values were left as missing and later imputed.

After data collection was completed, range edits were rerun against the entire database to ensure that no outliers were inadvertently introduced during the post-data-collection updating process or during imputation. Therefore, any outliers that exist in the data files were reviewed during the data preparation process and most often originated from information entered into the comments data file.

5.1.2 Consistency Checks (Logic Edits)

Consistency or logic checks examine the relationships between responses to ensure that they do not conflict with one another or that the response to one item does not make the response to another unlikely. Logic specifications for the NHES:1999 interviews were contained within the CATI system. For example, the CATI system was programmed to control skip patterns so that inappropriate items were not asked. Additional consistency (logic) checks for the NHES:1999 interviews also were included. For example, a parent/guardian may have reported that a child was attending a grade that was outside the normal range of grades for his age. If the logic check was violated, an error message appeared that explained that the response was out of the soft range and allowed the interviewer to enter a correction. If the interviewer passed through the error screen once and information was still outside the soft range, but within the hard range, the interviewer was asked to reverify the information. After the second attempt, the inconsistent information was accepted. However, if an initial response was outside the hard range, the error message appeared and continued to reappear unless a response within the hard range was entered. If the respondent confirmed an answer outside of a hard range, the interviewer entered it as a comment. These verified responses were allowed in the data file. At several points during data collection, logic edits were also checked against the entire data base. Cases violating the edits were examined and either the information

violating the edit was kept or it was coded to “not ascertained” and later replaced with imputed data. Data were kept in circumstances where the data were judged to be plausible even though they violated the edit (e.g., a 15-year-old enrolled in preschool). In such circumstances, there was supporting information available in the comments data file.

5.1.3 Structural Edits

Because of the survey's complexity, the CATI database was a highly complex, hierarchical file. The relationships of database records were often dependent on values of variables contained in other database records; therefore, structural edit specifications were developed to check the structural integrity of the database. This ensured that all variables that should exist did exist and those that should not exist did not exist in the database. For example, if there was a completed Parent Interview for a child, the data record that contained the parent items must have existed in the database. Structural edits were run against the entire database during the data preparation.

5.1.4 Frequency and Cross-Tabulation Review

The frequencies of responses to all data items (both individually and in conjunction with related data items) were reviewed to ensure that appropriate skip patterns were followed. Members of the data preparation team checked each item to make sure the correct number of responses was represented for all items. If a discrepancy was discovered, the problem case was identified and reviewed. If necessary, the audit trail for the interview, which provided a keystroke-by-keystroke record of an interview, was retrieved to determine the appropriate response. If the audit trail revealed no additional information, either a call back was made to the household to obtain the information or the item was coded as “not ascertained,” and later imputed.

5.1.5 Review of “Other, specify” Items

The “other, specify” open-ended text responses were reviewed to determine if they should be coded into one of the existing code categories. When a respondent selected an “other” response, the interviewer entered text into a “specify” overlay that appeared on the screen. The “specify” responses were reviewed by the data preparation staff and, where appropriate, coded into one of the existing response categories. Review of the open-ended text responses revealed that, with one exception, no one particular text item occurred frequently enough to warrant the creation of a new response category for any of the questionnaire items. The exception was the addition of new response categories for the item asking the main reason child will not attend school after high school (PSNOTREA in the Parent Interview file and YSNOTREA in the Youth Interview file); these appear in italics on the questionnaire. Verbatim strings of all “other, specify” items do not appear on the public-use data files. However, verbatim strings do appear on the restricted data file. See sections 6.3 of Volume II through Volume V for a discussion of the restricted files.

5.1.6 Coding of Open-Ended Items

Some open-ended items in the Youth Interview and Adult Education Interview were coded using coding schemes developed specifically for those items. In the Youth Interview, a subsample of those youth who indicated they had participated in community service in the past year were asked to describe their service activities. Codes were assigned to verbatim strings given in response to item YG1 (“Earlier you said

that you participated in (SERVICE ACTIVITY) as community service or volunteer work. Please describe in one sentence the work that you did.”). Each service activity was assigned a broad category code and a specific activity code. These codes are included in the public data file (BCODE1 through BCODE3, SPCODEA1-3, SPCODEB1-3, and SPCODEC1-3). The coding manual for the youth service activities is found in appendix H of Volume III of this manual. Verbatim strings used in coding youth service activities are included in the proprietary file of the NHES:1999 Youth Interview.

In the Adult Education Interview, the open-ended items that were coded were related to the industry and occupation of jobs reported by respondents and the major field of study for participants in credential programs. Codes for industry and occupation are included in the public data file (FSIC for industry; FSOC for occupation). The coding manual for industry and occupation, an aggregation of “Standard Industry and Standard Occupation Codes (SIC and SOC), is found in appendix H of Volume IV of this manual. Codes for major field of study are also included in the public data file (CIPF) and the Major Field of Study coding manual is found in appendix I of Volume IV of this manual. Verbatim strings used in coding industry and occupation and major field of study are included in the proprietary file of the NHES:1999 Adult Education Interview.

References

- Brick, J.M., and Broene, P. (1997). Unit and Item Response Rates, Weighting, and Imputation Procedures in the 1995 National Household Education Survey. NCES Working Paper. Washington, DC: U.S. Department of Education, Office of Educational Research and Improvement, National Center for Education Statistics.
- Brick, J.M., Tubbs, E., Collins, M.A., Nolin, M.J., Cantor, D., Levin, K., and Carnes, Y. (1997). *Telephone Coverage Bias and Recorded Interviews in the 1993 National Household Education Survey*. (NHES:93). (NCES Publication No. 96-029). Washington, D.C.: U.S. Department of Education, Office of Educational Research and Improvement, National Center for Education Statistics.
- Brick, J.M. (1996). *Undercoverage Bias in Estimates of Adults and 0- to 2-Year-Olds in the 1995 National Household Education Survey (NHES:95)*. (NCES Publication No. 92-101). Washington, DC: U.S. Department of Education, Office of Educational Research and Improvement, National Center for Education Statistics.
- Brick, J.M., Burke, J., and West, J. (1992). *Telephone Undercoverage Bias of 14- to 21-Year-Olds and 3- to 5-Year-Olds*. (NCES Publication No. 92-101). Washington, DC: U.S. Department of Education, Office of Educational Research and Improvement, National Center for Education Statistics.
- Brick, J.M., Celebuski, C.A., Collins, M.A., and West, J. (1992). *Overview of the NHES Field Test*. Technical Report No. 1. (NCES Publication No. 92-099). Washington, DC: U.S. Department of Education, Office of Educational Research and Improvement, National Center for Education Statistics.
- Brick, J.M., Collins, M.A., and Chandler, K. (1997). *An Experiment in Random Digit Dial Screening*. (NCES Publication No. 98-255). Washington, DC: U.S. Department of Education, Office of Educational Research and Improvement, National Center for Education Statistics.
- Brick, J.M., Collins, M.A., Celebuski, C.A., Nolin, M.J., Squadere, T.A., Ha, P.C., Wernimont, J., West, J., Chandler, K., Hausken, E.G. (1992a). *National Household Education Survey: Adult and Course Data Files User's Manual*. (NCES Publication No. 92-019). Washington, DC: U.S. Department of Education, Office of Educational Research and Improvement, National Center for Education Statistics.
- Brick, J.M., Collins, M.A., Celebuski, C.A., Nolin, M.J., Squadere, T.A., Ha, P.C., Wernimont, J., West, J., Chandler, K., Hausken, E.G. (1992b). *National Household Education Survey of 1991: Preprimary and Primary Data Files User's Manual*. (NCES Publication No. 92-057). Washington, DC: U.S. Department of Education, Office of Educational Research and Improvement, National Center for Education Statistics.
- Brick, J.M., Collins, M.A., Nolin, M.J., Ha, P.C., Levinsohn, M., and Chandler, K. (1994a). *National Household Education Survey of 1993: School Readiness Data File User's Manual*. (NCES Publication No. 94-193). Washington, DC: U.S. Department of Education, Office of Educational Research and Improvement, National Center for Education Statistics.
- Brick, J.M., Collins, M.A., Nolin, M.J., Ha, P.C., Levinsohn, M., and Chandler, K. (1994b). *National Household Education Survey of 1993: School Safety and Discipline Data File User's Manual*. (NCES Publication No. 94-218). Washington, DC: U.S. Department of Education, Office of Educational Research and Improvement, National Center for Education Statistics.

- Brick, J.M., Judkins, D., Morganstein, D.R., and Rust, K. (1995a). *A User's Guide to WesVarPC*, Rockville, MD: Westat.
- Brick, J.M., and Waksberg, J. (1991). "Avoiding Sequential Sampling With Random Digit Dialing," *Survey Methodology*, 17 (1), 27–42.
- Brick, J.M., Waksberg, J., Kulp, D., and Starer, A. (1995b). "Bias in List-Assisted Telephone Samples," *Public Opinion Quarterly*, 59(2): 218–235.
- Casady, R.J., and Lepkowski, J.M. (1993). "Stratified Telephone Survey Designs." *Survey Methodology*, 19(1), 103–113.
- Collins, M.A., Brick, J.M., Kim, K., Gilmore, S., and Stowe, P. (1996a). *National Household Education Survey of 1995: Adult Education Data File User's Manual*. (NCES Publication No. 96–826). Washington, DC: U.S. Department of Education, Office of Educational Research and Improvement, National Center for Education Statistics.
- Collins, M.A., Brick, J.M., Loomis, L.S., Gilmore, S., and Chandler, K. (1996b). *National Household Education Survey of 1995: Early Childhood Program Participation Data File User's Manual*. (NCES Publication No. 96–825). Washington, DC: U.S. Department of Education, Office of Educational Research and Improvement, National Center for Education Statistics.
- Collins, M.A., Brick, J.M., Nolin, M.J., Vaden-Kiernan, N., Gilmore, S., and Chandler, K. (1997). *National Household Education Survey of 1996: Data File User's Manual, Volumes I through V*. (NCES Publication No. 97–425). Washington, DC: U.S. Department of Education, Office of Educational Research and Improvement, National Center for Education Statistics.
- Kalton, G., and Kasprzyk, D. (1986). "The Treatment of Missing Survey Data." *Survey Methodology*, 12 (1), 1–16.
- Montaquila, J.M., Brick, J.M., and Brock, S.P. (1997). *Undercoverage Bias in Estimates of Characteristics of Households and Adults in the 1996 National Household Education Survey*. (NCES Publication No. 97–39). Washington, DC: U.S. Department of Education, Office of Educational Research and Improvement, National Center for Education Statistics.
- Nolin, M.J., Montaquila, J., Nicchitta, P., Kim, K., Kleiner, B., Lennon, J., and Chapman, C. (forthcoming). *The 1999 National Household Education Survey Methodology Report*. Washington, DC: U.S. Department of Education, Office of Educational Research and Improvement, National Center for Education Statistics.
- Rao, J.N.K., and Shao, J. (1992). "Jackknife Variance Estimation with Survey Data Under Hot Deck Imputation." *Biometrika*, 79, 811–822.
- Rubin, D.R. (1987). *Multiple Imputation for Nonresponse in Surveys*. New York: John Wiley & Sons.
- Shah, B.V., Barnwell, B.G., Hunt, P.N., and LaVange, L.M. (1995). *SUDAAN User's Manual*. Research Triangle Park, NC: Research Triangle Institute.
- Waksberg, J. (1978). "Sampling Methods for Random Digit Dialing," *Journal of the American Statistical Association*, 73(361), 40–46.

Westat. (1998). *WesVar Complex Samples 3.0 User's Guide*. (1998). Rockville, MD: Westat.

Wolter, K. (1985). *Introduction to Variance Estimation*. New York: Springer-Verlag, Chapter 4.

This page is intentionally blank.

APPENDIX A

**SCREENER, PARENT INTERVIEW, YOUTH INTERVIEW,
AND ADULT EDUCATION INTERVIEW QUESTIONNAIRES**

This page is intentionally blank.

NHES:1999 SCREENER

S1. Hello, this is (INTERVIEWER) and I'm calling about a research study sponsored by the United States Department of Education. Are you a member of this household and at least 18 years old?

*
 YES..... 1 (GO TO S4)
 NO 2 (GO TO S2)
 PROBABLE BUSINESS..... 3 (GO TO S4)
 GO TO RESULT GT

S2. May I please speak with a household member who is at least 18 years old?

*
 AVAILABLE 1 (GO TO S1)
 NOT AVAILABLE 2 (GO TO RESULT,
 CALLBACK APPT.)
 THERE ARE NONE 3 (GO TO S3A)
 GO TO RESULT GT

S3A. May I please speak with the male or female head of this household?

*
 PERSON ON PHONE 1 (GO TO S4)
 OTHER PERSON, AVAILABLE 2 (GO TO S3B)
 OTHER PERSON, NOT AVAILABLE 3 (GO TO RESULT,
 CALLBACK APPT.)
 GO TO RESULT GT

S3B. Hello, this is (INTERVIEWER) and I'm calling about a research study sponsored by the United States Department of Education. Are you a head of this household?

*
 YES..... 1 (GO TO S4)
 NO 2 (GO TO S3A)
 GO TO RESULT GT

S4. Is this phone used for...

*
 Home use, 1 (CONTINUE)
 Home and business use, or..... 2 (CONTINUE)
 Business use only? 3 (GO TO THANK1)
 GO TO RESULT GT

SCRN_20. The U.S. Department of Education is conducting a voluntary and confidential study about educational experiences of both children and adults. Are any of the people who normally live in your household age 20 or younger?

HHUNDR21
 YES..... 1
 NO 2
 GO TO RESULT GT

NOTE: Response categories shown in mixed upper and lower cases are read to the respondent by the interviewer. Those shown in uppercase are not read.

Variables designated by /R appear on the restricted file only. Questions designated by * do not appear on either the public or the restricted data files. They were used for administrative, verification, or coding purposes only.

*If SCR_N_20=1 (household has children)
and household is sampled for an Adult Interview
or an Adult Special Study Interview,
go to S6 and enumerate all household members.*

*Else, if SCR_N_20=1 (household has children)
and household is not sampled for an Adult Interview
or an Adult Special Study Interview, go to S6
and enumerate household members age 20 or younger.*

*Else, if SCR_N_20=2 (household does not have children)
and household is sampled for an Adult Interview
or Adult Special Study Interview, go to AINTRO.*

*Else, if SCR_N_20=2 (household does not have children)
and household is not sampled for an Adult Interview
or an Adult Special Study Interview, go to S20.*

S6. I have a few questions to see if someone in your household qualifies for the study. They take about 3 minutes. Please tell me only the first names and ages of all the (people/children age 20 or younger) who normally live in your household. Let's start with (you/the oldest child).

| What is [(your/his or her) first name/the name of the next (person/child)]? | Is this (person/child) male or female? | How old [are you/Is (he/she)]? | SCREENER RESPONDENT |
|---|--|--------------------------------|---------------------|
| * | SEX1-SEX13 | AGE1-AGE13 MOMAGE DADAGE | * |

S6VERF1. [VERIFY THE NUMBER OF PEOPLE LISTED ON THE MATRIX.] Have we missed anyone (age 20 or younger) who usually lives here who is temporarily away from home or living in a dorm at school, or any babies or small children?

MATRIX CORRECT..... 1
 RETURN TO MATRIX..... 2
 GO TO RESULT GT

*If household is sampled for an Adult Interview and
if person is age 21 or older, set flag AGE21=1.
Else, if person is age 20 or younger, set AGE21=2.*

If (AGE21=2) or
 (the household was not sampled for an Adult Interview
 or an Adult Special Study Interview
 show probe to ask if person is age 2 or younger, 3- to 8-
 years-old, 9- to 15-years-old, or 16- to 20-years-old.
 Set flag AGE20=1, 2, 3 or 4, respectively,
 for ages 0-2, 3-8, 9-15, and 16-20.

Ask S7 for each child age 3–20 or if AGE20=2,3,4.
 If all children are younger than 3,
 go to Child Sampling Point.

S7. [Are you/Is (CHILD)] attending (or enrolled in) (school/nursery school, kindergarten, or school)?

SENROL1-
 SENROL(N)

YES 1
 NO 2

If AGE=3 or 4, go to box after S8A.
 If AGE=5–17, ask S8.
 If AGE ≥ 18 , autocode S8=2 (not home schooled)
 and go to box after S8A.
 If age is missing and AGE20=2,3,4,
 go to box after S8A.

S8. [READ FIRST TIME: Some parents decide to educate their children at home rather than send them to school.] Is (CHILD) being schooled at home?

SHOMSC1-
 SHOMSC(N)
 SHOMESCH

YES 1 (GO TO S8A)
 NO 2 (GO TO BOX AFTER S8A)

S8A. So (he/she) is being schooled at home instead of at school for at least some classes or subjects?

* YES 1 (GO TO S8B)
 NO 2 (GO TO BOX)

If S7=1 (child is enrolled in school), go to S9.
 Else, go to first box after S10.

S8B. Is (CHILD) getting all of (his/her) instruction at home, or is (he/she) getting some at school and some at home?

SHOMEALL ALL AT HOME1 (GO TO S10)
 SOME AT SCHOOL & SOME AT HOME2 (GO TO S8C)

S8C. How many hours each week does (CHILD) usually go to a school for instruction? Please do not include time spent in extracurricular activities.

SHOMSCHR HOURS (GO TO BOX)

*If S8C >= 9 hours, then set HOMSCFLG = 1
 (attends a school for at least 9 hours per week).
 Else, HOMSCFLG= -1.
 Then, go to S10.*

S9. What grade or year of school [are you/is (CHILD)] attending?
 [PROBE FOR T OR P: Is that before or after kindergarten?]

| | | |
|-------------------------------|---|---------------------------------------|
| SGRADE1- SGRADE(n) | NURSERY/PRESCHOOL/PREKINDERGARTEN/HEAD STARTN | (GO TO 1 ST BOX AFTER S10) |
| | TRANSITIONAL KINDERGARTEN (BEFORE K) T | (GO TO 1 ST BOX AFTER S10) |
| | KINDERGARTEN.....K | (GO TO 1 ST BOX AFTER S10) |
| | PREFIRST GRADE (AFTER K).....P | (GO TO 1 ST BOX AFTER S10) |
| SGRADE | FIRST GRADE 1 | (GO TO 1 ST BOX AFTER S10) |
| | SECOND GRADE 2 | (GO TO 1 ST BOX AFTER S10) |
| | THIRD GRADE 3 | (GO TO 1 ST BOX AFTER S10) |
| | FOURTH GRADE 4 | (GO TO 1 ST BOX AFTER S10) |
| | FIFTH GRADE 5 | (GO TO 1 ST BOX AFTER S10) |
| | SIXTH GRADE 6 | (GO TO 1 ST BOX AFTER S10) |
| | SEVENTH GRADE 7 | (GO TO 1 ST BOX AFTER S10) |
| | EIGHTH GRADE..... 8 | (GO TO 1 ST BOX AFTER S10) |
| | NINTH GRADE/FRESHMAN IN HIGH SCHOOL..... 9 | (GO TO 1 ST BOX AFTER S10) |
| | TENTH GRADE/SOPHOMORE IN HIGH SCHOOL..... 10 | (GO TO 1 ST BOX AFTER S10) |
| | ELEVENTH GRADE/JUNIOR IN HIGH SCHOOL..... 11 | (GO TO 1 ST BOX AFTER S10) |
| | TWELFTH GRADE/SENIOR IN HIGH SCHOOL..... 12 | (GO TO 1 ST BOX AFTER S10) |
| | ABOVE TWELFTH GRADE 13 | (GO TO 1 ST BOX AFTER S10) |
| | UNGRADED ELEMENTARY/SECONDARYU | (GO TO S10) |
| | SPECIAL EDUCATION.....S | (GO TO S10) |

[IF T: In this interview, we will be referring to that as "kindergarten."
 IF P: In this interview, we will be referring to that as "prefirst grade."]

S10. (What grade would (you/(CHILD)) be in if (you/he/she) were attending a school with regular grades)/What grade or year is (CHILD) attending?
 [PROBE FOR T OR P: Is that before or after kindergarten?]

| | | |
|------------------|--|----|
| SGRDEQ1- | NURSERY/PRESCHOOL/PREKINDERGARTEN/HEAD START | N |
| SGRDEQ(n) | TRANSITIONAL KINDERGARTEN (BEFORE K) | T |
| | KINDERGARTEN..... | K |
| | PREFIRST GRADE (AFTER K) | P |
| SGRADEQ | FIRST GRADE | 1 |
| | SECOND GRADE | 2 |
| | THIRD GRADE..... | 3 |
| | FOURTH GRADE | 4 |
| | FIFTH GRADE | 5 |
| | SIXTH GRADE | 6 |
| | SEVENTH GRADE..... | 7 |
| | EIGHTH GRADE..... | 8 |
| | NINTH GRADE/FRESHMAN IN HIGH SCHOOL..... | 9 |
| | TENTH GRADE/SOPHOMORE IN HIGH SCHOOL..... | 10 |
| | ELEVENTH GRADE/JUNIOR IN HIGH SCHOOL..... | 11 |
| | TWELFTH GRADE/SENIOR IN HIGH SCHOOL..... | 12 |
| | ABOVE TWELFTH GRADE | 13 |
| | UNGRADED/NO EQUIVALENT..... | U |

[IF T: In this interview, we will be referring to that as “kindergarten.”
 IF P: In this interview, we will be referring to that as “prefirst grade.”]

After last child, go to next box.

Child Sampling Point for Parent Interviews:

*In the Adult Special Study Sample,
all children are ineligible.*

*In the regular sample, the following criteria apply.
All children age 8 and younger are eligible. Children
age 9 and older who are enrolled in N,T,K,P, grades 1-
12, ungraded elementary/secondary, special education,
or home school are also eligible. Children age 9 and
older who are not enrolled in N,T,K,P, grades 1-12,
ungraded elementary/secondary, special education, or
home school are ineligible.*

*Select child(ren) for Parent Interviews. All 6th through
12 grade children are also selected for Youth Interviews*

*If any children are selected, ask S11 and S12 for each
sampled child. If two children are sampled, for 2nd
child, ask if the most knowledgeable parent for 1st child
is also most knowledgeable for 2nd child.
(If yes, copy name, age, and sex of parent respondent
to 2nd child interview.)*

If no children are selected, go to box before AINTRO.

S11. We would like to ask some questions about [your/(CHILD)'s] (care and) education. Who is the parent or guardian in this household who knows the most about (your/(CHILD)'s) (care and) education?

* [DID RESPONDENT IDENTIFY SAMPLED CHILD AS THE PERSON WHO KNOWS THE MOST ABOUT HIS/HER EDUCATION?] () 1=YES 2=NO (IF YES, GO TO BOX)

What is (your/his/her) first name (and age)?

[IF CHILDREN ONLY HAVE BEEN ENUMERATED, RECORD FIRST NAME AND AGE AND VERIFY SEX OF PARENT INTERVIEW RESPONDENT.]

FIRST NAME _____ AGE _____ SEX _____ () [X IF SCRNR RESP]

[IF ALL HOUSEHOLD MEMBERS HAVE BEEN ENUMERATED, DISPLAY HOUSEHOLD MEMBERS AGE 12 AND OLDER. RECORD PERSON NUMBER OF RESPONDENT FOR PARENT INTERVIEW.]

PERSON NUMBER

If Screener respondent identifies sampled child as most knowledgeable person, go to 2nd box after S12. Else, ask S12.

S12. What is [your/(CAREGIVER'S)/(PERSON'S)] relationship to [(CHILD)/you]? [VERIFY IF KNOWN.]

- * MOTHER (BIRTH/ADOPTIVE/STEP/FOSTER) 1
 FATHER (BIRTH/ADOPTIVE/STEP/FOSTER) 2
 BROTHERS, INCLUDING STEP, ADOPTED, AND FOSTER 3
 SISTERS, INCLUDING STEP, ADOPTED, AND FOSTER 4
 GRANDMOTHER..... 5
 GRANDFATHER..... 6
 AUNT..... 7
 UNCLE 8
 COUSIN 9
 OTHER RELATIVE (BUT NOT HUSBAND/WIFE) 10
 NONRELATIVE (BUT NOT BOYFRIEND/ GIRLFRIEND) 11
 HUSBAND/WIFE/BOYFRIEND/GIRLFRIEND..... 12

If S12=12 (husband/wife/boyfriend/girlfriend), go to next box. After a respondent for each Parent Interview is selected, go to 3rd box after S14.

If household is sampled for an Adult Interview, ask S14 for every person age ≥ 21 listed on the household matrix. If household is not sampled for an Adult Interview, go to S13.

S13. Please tell me the first names and ages of all the people age 21 or older who live in your household.

| What is the name of the (first/next) person? | Is this person male or female? | What is (his/her) age? |
|--|--------------------------------|------------------------|
| * | SEX1-SEX13 | AGE1-AGE13 |

*If there are no household members age 21 or older other than respondent, the sampled child is ineligible; go to S11 to select respondents for other sampled children.
 Else, if no other children are sampled or respondents have been selected for all other sampled children and if household is sampled for an Adult Interview, go to AINTRO.
 Else, go to THANK2.*

S14. [ASK FOR EACH PERSON LISTED.] What is (PERSON'S) relationship to [CHILD/you]?

ERELN

- MOTHER (BIRTH/ADOPTIVE/STEP/FOSTER) 1
- FATHER (BIRTH/ADOPTIVE/STEP/FOSTER) 2
- BROTHER, INCLUDING STEP, ADOPTED, AND FOSTER 3
- SISTER, INCLUDING STEP, ADOPTED, AND FOSTER 4
- GRANDMOTHER..... 5
- GRANDFATHER..... 6
- AUNT..... 7
- UNCLE..... 8
- COUSIN 9
- OTHER RELATIVE (BUT NOT HUSBAND/WIFE) 10
- NONRELATIVE (BUT NOT BOYFRIEND/ GIRLFRIEND) 11
- HUSBAND/WIFE/BOYFRIEND/GIRLFRIEND..... 12

*The respondent for the parent interview will be selected in the following order of relationship:
 mother, father, grandmother, aunt, sister, grandfather, uncle, brother, other relative (but not husband/wife), or nonrelative (but not boyfriend/girlfriend).
 Respondent must be at least 12 years older than the sampled child. If no household member is so designated, the sampled child is ineligible; go to next box.*

After a respondent for each Parent Interview is selected, go to next box.

*If household is sampled for an Adult Interview or is sampled for an Adult Special Study Interview, go to AINTRO.
Else, if children are selected for Parent Interview only, go to HHSELECT screen to select interview.
Else, go to S20.*

AINTRO. (In your household, the computer has not selected any children, but) We are also interested in learning about the educational activities of adults.

*If SCR_N_20=1 (children age 20 and younger in household; all members have been enumerated), go to box after S15.
Else if SCR_N_20=2, ask S15.*

S15. I have a few questions to see if someone in your household qualifies for the study. They take about 2 minutes. Please tell me only the first names and ages of all the people who normally live in your household. Let's start with you.

| What is (your first name/the first name of the next person)? | Is this adult male or female? | How old is (he/she)? | SCREENER RESPONDENT |
|---|-------------------------------|----------------------|---------------------|
| * | SEX1-SEX13 | AGE1-AGE13 | * |

*If person is <16 years old or enrolled in grade 12 or below, ungraded elementary/secondary, special education, or home school, he or she is ineligible for an Adult Interview or Adult Special Study Interview.
If person age ≥ 16 or AGE20=4 or AGE21=1, is enrolled in school (SENROL=1) and grade is above 12th grade (SGRADE=15), autocode S16=1 (participant) and go to next person. Else, ask S16 for each person age ≥ 16.*

S16. During the past 12 months, [did you/did (ADULT)] take classes, programs, courses, workshops, or seminars of any kind for any reason?

SCLASS YES..... 1
NO 2

After last adult, go to next box.

Adult Sampling Point:

Select adult for Adult Interview or Adult Special Study Interview. If an adult is selected, go to S17.

If no adult is selected, and no child was selected for a Parent Interview, go to S20.

If no adult is selected and child(ren) were selected for a Parent Interview, go to HHSELECT screen to select interview.

S17. Not counting the Reserves or National Guard, (are you/is ADULT) currently serving on active duty in the U.S. Armed Forces?

- * YES..... 1 (INELIGIBLE. GO TO BOX AFTER S19)
- NO 2 (GO TO BOX)

Ask S18 if sampled adult is not the Screener respondent and is age 16-25. Else, go to box after S19.

S18. Is (ADULT) living there, in student housing, or somewhere else?

- * HERE..... 1 (GO TO BOX AFTER S19)
- STUDENT HOUSING [This includes all housing owned, sponsored, or leased by the school such as a dormitory or fraternity or sorority house.] 2 (GO TO S19)
- OTHER PRIVATE HOME OR APARTMENT 3 (INELIGIBLE. GO TO BOX AFTER S19)
- INSTITUTION OR GROUP QUARTERS [THIS INCLUDES A JAIL OR DETENTION CENTER, MEDICAL FACILITY, REHABILITATION CENTER, MENTAL HEALTH FACILITY, MILITARY BARRACKS, OR GROUP FOSTER CARE.] 4 (INELIGIBLE. GO TO BOX AFTER S19)

S19. Would you please give me (his/her) last name and telephone number so that we can call (him/her) to do a brief interview about (his/her) educational activities?

* LAST NAME _____
PHONE _____

If selected adult is ineligible, and no child was selected for a Parent Interview, go to S20. Else, go to HHSELECT screen to select interview.

S20. I have just a couple more questions. Do you...

HOWNHOME

- Own your home, 1
- Rent your home, or..... 2
- Have some other arrangement?..... 3

S21. Besides (PHONE NUMBER), do you have other telephone numbers in your household?

HOTHNUM

- YES..... 1 (GO TO S22)
- NO 2 (GO TO THANK2)
- NOT MY NUMBER 3 (GO TO BOX)

If S21=3 (not number dialed), ask for number reached and record explanation of discrepancy between phone numbers in comment box. Then, ask S21 again with new number.

S22. How many of these additional telephone numbers are for home use?

HNUMUSE

NUMBER (GO TO THANK 2)

THANK1. Thank you, but we are only interviewing in private residences.

THANK2. Those are all the questions I have about your household. Thank you for your time.

NHES:1999 PARENT INTERVIEW

| Section | Page |
|--|------|
| PA Demographic Characteristics | A-13 |
| PB Current School Status | A-17 |
| PC Center-Based Program Participation Before School Entry [Path = E or H (K-2 nd grade)]..... | A-19 |
| PC Home Schooling [Path=H]..... | A-20 |
| PD School Characteristics [Path=E, M, S, H (HOMSCFLG=1)] | A-22 |
| PE Emerging Literacy and Numeracy [Path=N]..... | A-24 |
| PF Early Childhood Care & Programs [Path = I, N]..... | A-25 |
| <i>PF Relative Care</i> | A-25 |
| <i>PG Nonrelative Care</i> | A-27 |
| <i>PH Head Start Programs</i> | A-29 |
| <i>PI Center-based Programs</i> | A-31 |
| PJ Training and Support for Families of Preschoolers [Path = I, N]..... | A-34 |
| PK Parent Satisfaction with School [Path = E, M, S, H (HOMSCFLG=1)] | A-34 |
| PL Student Academic Performance and Behavior [Path = E, M, S, H (HOMSCFLG=1)]..... | A-35 |
| PM Family/School Involvement and School Practices [Path = N (center-based), E, M, S, H (HOMSCFLG=1)] | A-37 |
| PN Before/After School Care and Activities [Path=E,M]..... | A-39 |
| <i>PN Relative Care</i> | A-39 |
| <i>PO Nonrelative Care</i> | A-41 |
| <i>PP Center-based Programs</i> | A-43 |
| <i>PQ After School Activities</i> | A-46 |
| <i>PQ Self Care</i> | A-46 |
| PR Plans for Postsecondary Education [Path = M, S, H (grade 6-12)] | A-48 |
| PS Family Involvement Outside of School [Path = I, N, E, H (grade equivalents T, K, P, 1-5)] | A-52 |
| PT Health and Disability [Path = All]..... | A-53 |
| PU Parent/Guardian Characteristics [Path = All] | A-55 |
| <i>PU Mother Items</i> | A-55 |
| <i>PV Father Items</i> | A-58 |
| PW Household Characteristics | A-60 |

NHES:1999 Parent Interview

INTRO. [IF R WAS NOT SCREENER R AND THIS IS THE FIRST OR ONLY INTERVIEW FOR R: Hello, this is (INTERVIEWER). I'm calling for the U.S. Department of Education. We are conducting a voluntary and confidential national study about the educational experiences of children.]

I'd like to talk with you now about (CHILD). The interview is estimated to take 15 minutes or less.

Demographic Characteristics

PA1. First, I'd like to confirm (CHILD)'s age. In what month and year was (he/she) born?

MONTH YEAR 19

| | | | | |
|---------------|---|----------|----|-----------|
| CDOBMM | 1 | JANUARY | 7 | JULY |
| CDOBY | 2 | FEBRUARY | 8 | AUGUST |
| | 3 | MARCH | 9 | SEPTEMBER |
| | 4 | APRIL | 10 | OCTOBER |
| | 5 | MAY | 11 | NOVEMBER |
| | 6 | JUNE | 12 | DECEMBER |

*Calculate AGE98 = child's age on December 31, 1998.
Calculate current age for display in PA2. If current age does not match screener age or birth month is current month, ask PA2. Else, go to box after PA2.*

PA2. That would mean that (CHILD) [is (AGE)/turns (AGE) this month]. Is that right?

- * YES..... 1 (GO TO BOX)
NO 2 (RETURN TO PA1)

If AGE98 > 20, go to CLOSE1. Else, go to PA3.

PA3. Is (CHILD)...
[IF R GIVES ETHNICITY (E.G., HISPANIC), PROBE FOR RACE.
IF NO RACE OR MORE THAN 1 RACE GIVEN, CODE 91.]

| | | | | |
|--------------|--|--|----|---------------|
| CRACE | | White, | 1 | (GO TO PA4) |
| | | Black,..... | 2 | (GO TO PA4) |
| | | American Indian or Alaskan Native, | 3 | (GO TO PA4) |
| | | Asian or Pacific Islander, or | 4 | (GO TO PA4) |
| | | Some other race? | 91 | (GO TO PA3OV) |

NOTE: Response categories shown in mixed upper and lower cases are read to the respondent by the interviewer. Those shown in uppercase are not read.

Variables designated by /R appear on the restricted file only. Questions designated by * do not appear on either the public or the restricted data files. They were used for administrative, verification, or coding purposes only.

PA3OV. [CODE RESPONSE IF PA3=91]

COTHRACE HISPANIC/LATINO/MEXICAN/SPANISH/ PUERTO RICAN..... 1 (AUTOCODE PA4=1 AND GO TO PA5)
 MORE THAN ONE RACE/BIRACIAL/MULTIRACIAL..... 2 (GO TO PA4)
 OTHER 91 (GO TO PA4)
COTHRAOS/R SPECIFY _____

PA4. Is (he/she) of Hispanic origin?

CHISPAN YES..... 1
 NO 2

PA5. In what country was (CHILD) born?

CBORNUS 50 STATES OR THE DISTRICT OF COLUMBIA 1 (GO TO BOX AFTER PA5OV)
 U.S. TERRITORIES: PUERTO RICO, GUAM, AMERICAN SAMOA, U.S. VIRGIN ISLANDS, MARIANA ISLANDS, OR SOLOMON ISLANDS..... 2 (GO TO PA5OV)
CTERROS/R SPECIFY _____
 SOME OTHER COUNTRY 3 (GO TO PA5OV)
CCONTOS/R SPECIFY _____

PA5OV. How old was (CHILD) when (he/she) first moved to the (United States/50 states or the District of Columbia)? [ROUND MONTHS OR FRACTIONS UP TO NEAREST YEAR.]

CMOVEAGE AGE.....

If AGE98 >= 2, ask PA6. Else, go to box before PA7.

PA6. What language does (CHILD) speak most at home?

CSPEAK ENGLISH..... 1
 SPANISH..... 2
 ENGLISH AND SPANISH EQUALLY 3
 ENGLISH AND ANOTHER LANGUAGE EQUALLY..... 4
 CHILD DOESN'T SPEAK..... 5
 ANOTHER LANGUAGE 91
CSPEAKOS/R SPECIFY _____

If this is interview for CHILD2, go to RELINTRO. Else, if this is interview for CHILD1, go to PA7.

PA7.

[SCREENER WAS COMPLETED ON (DATE)]

Now I'd like to ask about all the people who live in your household with (CHILD). First, I need to verify the names and ages of all the people (you told me about earlier/ who are already listed on my computer screen).

| | | | |
|--|----------------------------------|----------------------------------|-------------|
| [What is (your first name/the first name of the next person?)] | [How old (are you/is (he/she))?) | [Is this person male or female?] | D TO DELETE |
| * | AGE | SEX | MARKDEL |

| |
|---|
| <i>If adult in household was sampled for adult interview, go to PA7VER2. Else if no adult sampled, go to PA7VER1.</i> |
|---|

PA7VER1.

[AFTER VERIFICATION COMPLETE]

Now, please tell me the first names and ages of all other people who normally live in your household.

PA7VER2.

[VERIFY THE NUMBER OF HOUSEHOLD MEMBERS LISTED ON THE MATRIX.]

Have we missed anyone else who usually lives here who is temporarily away from home or living in a dorm at school, or any babies or small children?

MATRIX CORRECT 1
 RETURN TO MATRIX..... 2
 GO TO RESULT 3

RELINTRO. Now I'd like to ask how all the people in your household are related to (CHILD).

If the respondent is the child's mother/father, copy relationship from Screener into RELATION and ask PA9/PA10, then ask PA8 for every other household member. If respondent is not the child's mother/father, copy relationship from Screener into RELATN and ask PA8 for every other household member.

PA8. [FOR EACH HOUSEHOLD MEMBER EXCEPT RESPONDENT:]
How is (PERSON) related to (CHILD)?
[VERIFY IF KNOWN]

- | | | | |
|------------------------------|---|----|------------------------|
| RELATN1- RELATN13 | MOTHER (BIRTH/ADOPTIVE/STEP/FOSTER)..... | 1 | (GO TO PA9) |
| | FATHER (BIRTH/ADOPTIVE/STEP/FOSTER)..... | 2 | (GO TO PA10) |
| | BROTHER INCLUDING STEP, ADOPTED, AND FOSTER..... | 3 | (GO TO BOX AFTER PA10) |
| | SISTER INCLUDING STEP, ADOPTED, AND FOSTER..... | 4 | (GO TO BOX AFTER PA10) |
| | GRANDMOTHER | 5 | (GO TO BOX AFTER PA10) |
| | GRANDFATHER | 6 | (GO TO BOX AFTER PA10) |
| | AUNT..... | 7 | (GO TO BOX AFTER PA10) |
| | UNCLE..... | 8 | (GO TO BOX AFTER PA10) |
| | COUSIN | 9 | (GO TO BOX AFTER PA10) |
| | OTHER RELATIVE (BUT NOT HUSBAND/WIFE) | 10 | (GO TO BOX AFTER PA10) |
| | NONRELATIVE (BUT NOT BOYFRIEND/GIRLFRIEND) | 11 | (GO TO BOX AFTER PA10) |
| | HUSBAND/WIFE/BOYFRIEND/GIRLFRIEND..... | 12 | (GO TO BOX AFTER PA10) |

PA9. [Are you/Is (PERSON)] (CHILD'S)...

- | | | |
|----------------|------------------------|---|
| MOMTYPE | Birth mother,..... | 1 |
| | Adoptive mother, | 2 |
| | Stepmother, or..... | 3 |
| | Foster mother? | 4 |

PA10. [Are you/Is (PERSON)] (CHILD'S)...

- | | | |
|----------------|------------------------|---|
| DADTYPE | Birth father,..... | 1 |
| | Adoptive father, | 2 |
| | Stepfather, or..... | 3 |
| | Foster father? | 4 |

Set HHMOM:
1 = birth/adoptive mother in household. 2 = step or foster mother. 3 = no mom and no dad, female R.
4 = else.

Set HHDAD:
1 = birth/adoptive father in household. 2 = step or foster father. 3 = no mom and no dad, male R. 4 = else.

Current School Status

If Parent Interview respondent was also the Screener respondent, copy responses to PB1 through PB7, and then go to box after PB7.

If AGE98 >= 3, ask PB1. Else, go to box after PB7.

PB1. Now I'd like to talk with you about (CHILD)'s school experiences. Is (CHILD) attending (or enrolled in) (school/nursery school, kindergarten, or school)?

ENROLL YES..... 1 (GO TO BOX)
NO 2 (GO TO BOX)

If AGE98 >= 18 and PB1=1 (enrolled), code PB2 = 2 (not in home school), and go to PB6. Else, if AGE98 >= 18 and PB1=2 (not enrolled), go to CLOSE1. Else, if AGE98 >= 5 and <= 17, ask PB2. Else, if AGE98 = 3 or 4 and PB1 = 1 (enrolled), go to PB6. Else, if AGE98 = 3 or 4 and PB1 = 2 (not enrolled) go to box after PB7.

PB2. Some parents decide to educate their children at home rather than send them to school. Is (CHILD) being schooled at home?

HOMESCHL YES..... 1 (GO TO PB3)
NO 2 (GO TO 2ND BOX AFTER PB5)

PB3. So (CHILD) is being schooled at home instead of at school for at least some classes or subjects?

* YES 1 (GO TO PB4)
NO 2 (GO TO 2ND BOX AFTER PB5)

PB4. Is (CHILD) getting all of (his/her) instruction at home, or is (he/she) getting some at school and some at home?

HOMEALL ALL AT HOME 1 (GO TO PB7)
SOME AT SCHOOL & SOME AT HOME 2 (GO TO PB5)

PB5. How many hours each week does (CHILD) usually go to a school for instruction? Please do not include time spent in extracurricular activities.

HOMSCHR HOURS (GO TO 1ST BOX BELOW)

If PB5 >= 9 hours and AGE98 >= 5, then set HOMSCFLG = 1 (attends a school for at least 9 hours per week). Else, HOMSCFLG = -1. Then, go to PB7.

If PB1 = 1 (enrolled) and (PB2 = 2 or PB3 = 2 (not in home school)), ask PB6. Else, if AGE98 = 5 or 6 and PB1 = 2 (not enrolled) and (PB2 = 2 or PB3 = 2 (not in home school)), go to box after PB7. Else, if AGE98 >= 7 and PB1 = 2 (not enrolled) and (PB2 = 2 or PB3 = 2 (not in home school)), go to CLOSE1.

PB6. What grade or year is (CHILD) attending?
 [PROBE FOR T OR P: Is that before or after kindergarten?]

| | | | |
|---------------------------|--|-----------------------|-----------------------|
| GRADE | NURSERY/PRESCHOOL/PREKINDERGARTEN/HEAD START | N | (GO TO BOX AFTER PB7) |
| | TRANSITIONAL KINDERGARTEN (BEFORE K) | T | (GO TO BOX AFTER PB7) |
| | KINDERGARTEN | K | (GO TO BOX AFTER PB7) |
| | PREFIRST GRADE (AFTER K) | P | (GO TO BOX AFTER PB7) |
| | FIRST GRADE | 1 | (GO TO BOX AFTER PB7) |
| | SECOND GRADE | 2 | (GO TO BOX AFTER PB7) |
| | THIRD GRADE..... | 3 | (GO TO BOX AFTER PB7) |
| | FOURTH GRADE | 4 | (GO TO BOX AFTER PB7) |
| | FIFTH GRADE | 5 | (GO TO BOX AFTER PB7) |
| | SIXTH GRADE | 6 | (GO TO BOX AFTER PB7) |
| | SEVENTH GRADE..... | 7 | (GO TO BOX AFTER PB7) |
| | EIGHTH GRADE | 8 | (GO TO BOX AFTER PB7) |
| | NINTH GRADE/FRESHMAN | 9 | (GO TO BOX AFTER PB7) |
| | TENTH GRADE/SOPHOMORE..... | 10 | (GO TO BOX AFTER PB7) |
| | ELEVENTH GRADE/JUNIOR | 11 | (GO TO BOX AFTER PB7) |
| TWELFTH GRADE/SENIOR..... | 12 | (GO TO BOX AFTER PB7) | |
| ABOVE TWELFTH GRADE | 13 | (GO TO CLOSE1) | |
| UNGRADED | U | (GO TO PB7) | |
| SPECIAL EDUCATION | S | (GO TO PB7) | |

[IF T: In this interview we will be referring to that as “kindergarten.”
 IF P: In this interview, we will be referring to that as “prefirst grade.”]

PB7. (What grade would (CHILD) be in if (he/she) were attending (school/a school with regular grades)/
 What grade or year is (CHILD) attending)?
 [PROBE FOR T OR P: Is that before or after kindergarten?]

| | | | |
|-------------------------------|--|----------------|-------------|
| GRADEEQ | NURSERY/PRESCHOOL/PREKINDERGARTEN/HEAD START | N | (GO TO BOX) |
| | TRANSITIONAL KINDERGARTEN (BEFORE K) | T | (GO TO BOX) |
| | KINDERGARTEN | K | (GO TO BOX) |
| | PREFIRST GRADE (AFTER K) | P | (GO TO BOX) |
| | FIRST GRADE | 1 | (GO TO BOX) |
| | SECOND GRADE | 2 | (GO TO BOX) |
| | THIRD GRADE..... | 3 | (GO TO BOX) |
| | FOURTH GRADE | 4 | (GO TO BOX) |
| | FIFTH GRADE | 5 | (GO TO BOX) |
| | SIXTH GRADE | 6 | (GO TO BOX) |
| | SEVENTH GRADE..... | 7 | (GO TO BOX) |
| | EIGHTH GRADE | 8 | (GO TO BOX) |
| | NINTH GRADE/FRESHMAN | 9 | (GO TO BOX) |
| | TENTH GRADE/SOPHOMORE..... | 10 | (GO TO BOX) |
| | ELEVENTH GRADE/JUNIOR | 11 | (GO TO BOX) |
| TWELFTH GRADE/SENIOR..... | 12 | (GO TO BOX) | |
| ABOVE TWELFTH GRADE | 13 | (GO TO CLOSE1) | |
| UNGRADED, NO EQUIVALENT | U | (GO TO BOX) | |

[IF T: In this interview we will be referring to that as “kindergarten.”
 IF P: In this interview, we will be referring to that as “prefirst grade.”]

Set PATH:

I = AGE98 = 0, 1, 2 (**Infants/Toddlers**)

N = [(AGE98 >= 3 and AGE98 <= 6) and PB1 = 2 (not enrolled) and (PB3 NE 1 (not in home school))] or [PB6/PB7 (grade/equivalent) = N] or [PB7 (grade equivalent) = U and AGE98 = 3 or 4] (**Preschoolers**)

E = [PB6/PB7 (grade/equivalent) = T, K, P (kindergarten) or 1, 2, 3, 4, or 5 and (PB2 NE 1 or PB3 NE 1 (not in home school))] or [PB7 (grade equivalent) = U and AGE98 >= 5 and <= 11 and (PB2 NE 1 or PB3 NE 1 (not in home school))] (**Elementary**)

M = [PB6/PB7 (grade/equivalent) = 6, 7, or 8 and (PB2 NE 1 or PB3 NE 1 (not in home school))] or [PB7 (grade equivalent) = U and AGE98 = 12 or 13 and (PB2 NE 1 or PB3 NE 1 (not in home school))] (**Middle school/junior high**)

S = [PB6/PB7 (grade/equivalent) = 9, 10, 11, or 12 and (PB2 NE 1 or PB3 NE 1 (not in home school))] or [PB7 (grade equivalent) = U and AGE98 >= 14 and (PB2 NE 1 or PB3 NE 1 (not in home school))] (**Senior high/upper school**)

H = AGE98 >= 5 and (PB2 = 1 and PB3 = 1 (home school)) and PB7 (grade equivalent) NE N (**Home schoolers**)

Center-Based Program Participation Before School Entry [Path = E or H (K-2nd grade)]

If PATH = E or H and grade/equivalent = T, K, P, 1, or 2, go to next box. Else go to box after PC4.

If grade/equivalent = T or K, go to PC3. Else, if grade/equivalent = P, 1, or 2, ask PC1.

PC1.
ATNDKIND

Did (CHILD) attend kindergarten before (prefirst grade/first grade)?

YES..... 1
NO 2

If PATH = H and PC1=1, go to PC2. Else, go to PC3.

PC2.
HOMEKIND

Was that home school kindergarten?

YES..... 1
NO 2

PC3. Prior to starting (kindergarten/prefirst grade/first grade), did (CHILD) ever attend Head Start?
HEADEVR
 YES..... 1
 NO 2

PC4. Prior to starting (kindergarten/prefirst grade/first grade), did (CHILD) ever attend nursery school, prekindergarten, preschool, or a day care center (other than Head Start)?
PREKEVR
 YES..... 1
 NO 2

*If PATH = H and PC4=1, go to PC5.
 Else, go to box after PC5.*

PC5. Was that a home school experience?
HOMEPREK
 YES..... 1
 NO 2

If PATH = H, go to PC6. Else, go to first box before PD1.

Home Schooling [Path = H]

PC6. Next, I have a few questions about home schooling. What are the main reasons you decided to school (CHILD) at home? [CODE ALL THAT APPLY.]

- HSRELIGN** RELIGIOUS REASONS..... 1
- HSBETTER** CAN GIVE CHILD A BETTER EDUCATION AT HOME 2
- HSSUBJECT** OBJECT TO WHAT SCHOOL TEACHES 3
- HSENVIRN** POOR LEARNING ENVIRONMENT AT SCHOOL 4
- HSCHALNG** SCHOOL DOES NOT CHALLENGE CHILD 5
- HSPRIVAT** WANT PRIVATE SCHOOL BUT CANNOT AFFORD IT 6
- HSDESIRE** COULD NOT GET INTO A DESIRED SCHOOL 7
- HSILL** CHILD HAS TEMPORARY ILLNESS 8
- HSDISABL** CHILD HAS SPECIAL NEEDS/DISABILITY 9
- HSCAREER** PARENT'S CAREER 10
- HSAGE** CHILD NOT OLD ENOUGH FOR GRADE/TO ENTER SCHOOL..... 11
- HSBEHAV** STUDENT BEHAVIORAL PROBLEMS..... 12
- HSCHAR** TO DEVELOP CHARACTER/MORALITY 13
- HSSCPRQB** OTHER PROBLEMS WITH AVAILABLE PUBLIC/PRIVATE SCHOOLS 14
- HSFAMLY** FAMILY REASONS 15
- HSTRAN** TRANSPORTATION/DISTANCE/CONVENIENCE 16
- HSOTHER** OTHER 91
- HSOTHEOS/R** SPECIFY _____

PC7. Sometimes local public schools or districts provide support or services to families who home school their children. Please tell me whether your local public school or district offers you the following kinds of support or services, whether you use them or not. How about...

| | | YES | NO |
|----------------|---|-----|----|
| HSCURR | a. A detailed curriculum for one or more subjects?..... | 1 | 2 |
| HSMATLS | b. Do they offer books or materials for teaching any subject? | 1 | 2 |
| HSPAPLC | c. Do they offer a place where home schooling <u>parents</u> can go for help or information, or meet with other home schooling parents? | 1 | 2 |
| HSPAWEB | d. A Web site for <u>parents</u> who are home schooling? | 1 | 2 |
| HSSTPLC | e. A place where home schooled <u>students</u> can go to meet with other home schooled students? | 1 | 2 |
| HSSTWEB | f. A Web site for home schooled <u>students</u> ? | 1 | 2 |
| HSACTVS | g. The chance for (CHILD) to participate in sports or any other extracurricular activities? | 1 | 2 |

If PC7a-g = 1 (school district offers services), ask the corresponding items for PC7OV (use of services).

PC7OV. [Sometimes local public schools or districts provide support or services to families who home school their children. Please tell me whether your local public school or district offers you the following kinds of support or services, whether you use them or not. How about...]

| | | YES | NO |
|-----------------|--|-----|----|
| HSCURRU | a. Have you used one of their curricula this school year? | 1 | 2 |
| HSMATLSU | b. Have you used any of those books or materials this school year? | 1 | 2 |
| HSPAPLCU | c. Have you used that place this school year? | 1 | 2 |
| HSPAWEBU | d. Have you used that Web site this school year? | 1 | 2 |
| HSSTPLCU | e. Has (CHILD) used that place this school year? | 1 | 2 |
| HSSTWEBU | f. Has (CHILD) used that Web site this school year? | 1 | 2 |
| HSACTVSU | g. Has (CHILD) participated in any extracurricular activities at a public school this school year? | 1 | 2 |

If PB4 = 1 (child receives all of instruction at home), then ask PC8. Else, go to PC9.

PC8. Even though all of (CHILD)'s schooling is at home, does your local public school or district offer the chance for (him/her) to attend certain classes or subjects that you may not want to teach at home?

| | | |
|----------------|----------|---|
| HSATTND | YES..... | 1 |
| | NO | 2 |

PC9. Is any of (CHILD)'s home instruction taught by a teacher who is paid by your public school district to teach (him/her)?

| | | |
|----------------|----------|---|
| HSTECHR | YES..... | 1 |
| | NO | 2 |

School Characteristics [Path=E, M, S, H (HOMSCFLG=1)]

If PATH = E, M, S, or (PATH=H and HOMSCFLG=1), go to next box. Else, go to box before PEINTRO.

If this is the interview for CHILD2 and PD9 = 1 in CHILD1's interview (both children attend same school) and respondent is the same for both interviews, copy responses to PD1 through PD8OV from CHILD1's interview to CHILD2's interview and go to box before PEINTRO. Else, go to PD1.

PD1. (Next let's talk about the school (CHILD) (goes to now/attends for some of (his/her) classes.))
Does [(CHILD)/(he/she)] go to a public or private school?

SPUBLIC PUBLIC 1 (GO TO PD2)
PRIVATE 2 (GO TO PD4)

PD2. Is it (his/her) regularly assigned school or a school that you chose?

SCHOICE ASSIGNED 1 (GO TO PD6)
CHOSEN 2 (GO TO PD3)
ASSIGNED SCHOOL IS SCHOOL OF CHOICE 3 (GO TO PD6)

PD3. Is (his/her) school in your assigned school district?

SDISRCT YES 1 (GO TO PD6)
NO 2 (GO TO PD6)

PD4. Is the school church-related or not church-related?

SRELGON CHURCH-RELATED 1 (GO TO PD5)
NOT CHURCH-RELATED 2 (GO TO PD6)

PD5. Is it a Catholic school?

SCATHLIC YES 1
NO 2

PD6. What is the lowest grade taught at (CHILD)'s school?

| | | |
|-----------------------------|---|---|
| SLOW | NURSERY/PRESCHOOL/PREKINDERGARTEN/HEAD START..... | N |
| | TRANSITIONAL KINDERGARTEN (BEFORE K) | T |
| | KINDERGARTEN | K |
| | PREFIRST GRADE (AFTER K) | P |
| | FIRST GRADE | 1 |
| | SECOND GRADE | 2 |
| | THIRD GRADE | 3 |
| | FOURTH GRADE | 4 |
| | FIFTH GRADE | 5 |
| | SIXTH GRADE | 6 |
| | SEVENTH GRADE..... | 7 |
| | EIGHTH GRADE | 8 |
| NINTH GRADE/FRESHMAN | 9 | |
| TENTH GRADE/SOPHOMORE | 10 | |
| ELEVENTH GRADE/JUNIOR | 11 | |
| TWELFTH GRADE/SENIOR..... | 12 | |

PD7. What is the highest grade taught at (his/her) school?

| | | |
|-----------------------------|--|---|
| SHIGH | TRANSITIONAL KINDERGARTEN (BEFORE K) | T |
| | KINDERGARTEN | K |
| | PREFIRST GRADE (AFTER K) | P |
| | FIRST GRADE | 1 |
| | SECOND GRADE | 2 |
| | THIRD GRADE | 3 |
| | FOURTH GRADE | 4 |
| | FIFTH GRADE | 5 |
| | SIXTH GRADE | 6 |
| | SEVENTH GRADE..... | 7 |
| | EIGHTH GRADE | 8 |
| | NINTH GRADE/FRESHMAN | 9 |
| TENTH GRADE/SOPHOMORE | 10 | |
| ELEVENTH GRADE/JUNIOR | 11 | |
| TWELFTH GRADE/SENIOR..... | 12 | |

PD8. Approximately how many students are enrolled in (CHILD)'s school? Would you say...
 [IF RESPONDENT SAYS "DON'T KNOW," ASK: Do you know the number in (his/her) grade?]

| | | | |
|-----------------|---|----|-------------------------|
| SNUMSTUD | Under 300,..... | 1 | (GO TO BOX AFTER PD8OV) |
| | 300-599, | 2 | (GO TO BOX AFTER PD8OV) |
| | 600-999, or | 3 | (GO TO BOX AFTER PD8OV) |
| | 1,000 or more? | 4 | (GO TO BOX AFTER PD8OV) |
| | NUMBER OF STUDENTS IN GRADE GIVEN | 91 | (GO TO PD8OV) |

PD8OV. NUMBER OF STUDENTS IN GRADE

SNUMGRAD

If this is the interview for CHILD1 and two children in grades T, K, P, or 1-12 have been sampled in the same household, check highest and lowest grade at CHILD1's school (PD6 and PD7) against grade of CHILD2 (reported in Screener). If it is possible that CHILD1 and CHILD2 attend the same school and the respondent for both interviews is the same, ask PD9. If not possible, autocode PD9 = -1 and go to box before PEINTRO. Else, go to box before PEINTRO.

PD9. Does (CHILD1) go to the same school as (CHILD2)?

YES..... 1

SSAME NO 2

Emerging Literacy and Numeracy [Path=N]

If PATH=N go to PEINTRO. Else, go to box before PFINTRO.

PEINTRO. These next questions are about things that different children do at different ages. These things may or may not be true for (CHILD).

PE1. Can (CHILD) identify the colors red, yellow, blue, and green by name? Would you say...
DPCOLOR

All of them 1

Some of them, or..... 2

None of them? 3

PE2. Can (he/she) recognize...
DPLETTER

All of the letters of the alphabet..... 1

Most of them..... 2

Some of them, or..... 3

None of them? 4

PE3. How high can (CHILD) count? Would you say...
DPCOUNT

Not at all 1

Up to five 2

Up to ten..... 3

Up to twenty 4

Up to fifty, or 5

Up to 100 or more? 6

PE4. Can (CHILD) write (his/her) first name, even if some of the letters are backwards?
DPNAME

YES..... 1

NO 2

PE5. Is (CHILD) able to read story books on (his/her) own now?
HASTORY

YES..... 1 (GO TO PE6)

NO 2 (GO TO PE7)

PE6. Does (CHILD) actually read the words written in the book, or does (he/she) look at the book and pretend to read?

HAWORDS

READS THE WRITTEN WORDS 1 (GO TO BOX BEFORE PFINTRO)
 PRETENDS TO READ 2 (GO TO PE8)
 DOES BOTH 3 (GO TO BOX BEFORE PFINTRO)

PE7. [Although (CHILD) doesn't yet read story books on (his/her) own,] Does (he/she) ever look at a book with pictures and pretend to read?

HAPRETND

YES 1 (GO TO PE8)
 NO 2 (GO TO BOX BEFORE PFINTRO)

PE8. When (he/she) pretends to read a book, does it sound like a connected story, or does (he/she) tell what's in each picture without much connection between them?

HACONECT

SOUNDS LIKE CONNECTED STORY 1
 TELLS WHAT'S IN EACH PICTURE..... 2
 DOES BOTH 3

Early Childhood Care & Programs [Path = I, N]

If PATH = I or N, go to PFINTRO. Similar items are asked if PATH = E or M; see section PN, Before/After School Care and Activities. Else, go to 1st box before PJ1.

PFINTRO. I'd like to talk with you now about all child care (CHILD) now receives on a regular basis from someone other than (you or) (his/her) parents (or guardians), and all early childhood programs (CHILD) attends on a regular basis, whether or not there is a charge or fee. This does not include occasional babysitting or backup care providers.

Relative Care

PF1. Is (CHILD) now receiving care from a relative on a regular basis? This may include grandparents, brothers and sisters, or any relatives other than (you or) (CHILD'S) parents (or guardians).

RCNOW

YES 1 (GO TO PF2)
 NO 2 (GO TO PG1)

PF2. How many different regular care arrangements do you have with relatives for (CHILD)?

RCMORE

ONE 1
 TWO..... 2
 THREE..... 3
 FOUR 4
 FIVE OR MORE 5

PF3. (Let's talk about the relative who provides the most care. Is that (CHILD)'s.../Is the relative who cares for (CHILD) (his/her)...)

- RCTYPE** Grandmother, 1
- Grandfather, 2
- Aunt, 3
- Uncle, 4
- Brother, 5
- Sister, or 6
- Another relative? 7

PF4. Is that care provided in your home or another home?

- RCPLACE** OWN HOME 1
- OTHER HOME 2
- BOTH/VARIES 3

PF5. Is the care that (CHILD) receives from (his/her) (RELATIVE) regularly scheduled at least once each week?

- RCWEEK** YES 1 (GO TO PF6)
- NO 2 (GO TO PG1)

PF6. How many days each week does (CHILD) receive care from (his/her) (RELATIVE)?

RCDAYS DAYS

PF7. How many hours each week does (CHILD) receive care from (his/her) (RELATIVE)?

RCHRS HOURS

If PF6=1, go to PF9. Else, ask PF8.

PF8. On the days that (CHILD) receives care, that would be (HOURS) per day, on average. Is that right?

- RCAVGHR** YES 1 (GO TO PF9)
- NO 2 (CORRECTION SCREEN)

PF9. How many children are usually cared for together, in the same group at the same time, by (CHILD)'s (RELATIVE), counting (CHILD)?

RCKIDS NUMBER

PF10. How many adults usually care for (CHILD) at the same time (at your home/at (his/her) (RELATIVE)'s home)?

RCADLTS NUMBER

PF11. Is there any charge or fee for the care (CHILD) receives from (his/her) (RELATIVE), paid either by you or someone else?

RCFEE

YES.....1 (GO TO PF12)
NO2 (GO TO PG1)

PF12. How much does your household pay for (CHILD'S) (RELATIVE) to care for (him/her)?
[IF NOTHING, ENTER ZERO.]

RCCOST
RCUNIT
RCCSTOS/R

\$

UNIT:

PER HOUR 1
PER DAY 2
PER WEEK 3
BIWEEKLY (EVERY 2 WEEKS) 4
PER MONTH 5
PER YEAR 6
OTHER 91
SPECIFY _____

If PF12 = zero or NUMKID14 (number of children in the household age 14 or younger) = 1, go to PG1. Else, ask PF13.

PF13. Is this amount for (CHILD) only or does it include other children in your household?

RCCSTHH

CHILD ONLY 1 (GO TO PG1)
CHILD AND OTHER(S)..... 2 (GO TO PF13OV)

PF13OV. How many children is this amount for, including (CHILD)?

RCCSTHN

NUMBER.....

Nonrelative Care

PG1. Now I'd like to ask you about any care (CHILD) receives from nonrelatives in a private home. This includes care by home child care providers, regular sitters, or neighbors, but does not include Head Start, day care centers, nursery schools, or preschools.

Is (CHILD) now receiving care in a private home on a regular basis from someone who is not related to (him/her)?

NCNOW

YES.....1 (GO TO PG2)
NO2 (GO TO PH1)

PG2. How many different regular care arrangements do you have with nonrelatives for (CHILD)?

NCMORE

- ONE 1
- TWO..... 2
- THREE..... 3
- FOUR 4
- FIVE OR MORE 5

PG3. (Let's talk about the nonrelative who provides the most care.) Is (the/that) care provided in your own home or in another home?

NCPLACE

- OWN HOME 1
- OTHER HOME 2
- BOTH/VARIES..... 3

PG4. Is the care that (CHILD) receives from that person regularly scheduled at least once each week?

NCWEEK

- YES..... 1 (GO TO PG5)
- NO 2 (GO TO PH1)

PG5. How many days each week does (CHILD) receive care from that person?

NCDAYS

DAYS.....

PG6. How many hours each week does (CHILD) receive care from that person?

NCHRS

HOURS

If PG5=1, go to PG8. Else, ask PG7.

PG7. On the days that (CHILD) receives care, that would be (HOURS) per day, on average. Is that right?

NCAVGHR

- YES..... 1 (GO TO PG8)
- NO 2 (CORRECTION SCREEN)

PG8. How many children are usually cared for together, in the same group at the same time, by that person, counting (CHILD)?

NCKIDS

NUMBER.....

PG9. How many adults usually care for (CHILD) at the same time [at (your/that) home]?

NCADLTS

NUMBER.....

PG10. Is there any charge or fee for the care (CHILD) receives from this person, paid either by you or someone else?

NCFEE

YES.....1 (GO TO PG11)
NO2 (GO TO PH1)

PG11. How much does your household pay this person to care for (CHILD)?
[IF NONE, ENTER ZERO.]

NCCOST
NCUNIT
NCCSTOS

\$

UNIT:

PER HOUR 1
PER DAY 2
PER WEEK 3
BIWEEKLY (EVERY 2 WEEKS) 4
PER MONTH 5
PER YEAR 6
OTHER 91
SPECIFY _____

If PG11 = zero or NUMKID14 (number of children in the household age 14 or younger) = 1, go to PH1. Else, ask PG12.

PG12. Is this amount for (CHILD) only or does it include other children in your household?

NCCSTHH

CHILD ONLY 1 (GO TO PH1)
CHILD AND OTHER(S)..... 2 (GO TO PG12OV)

PG12OV. How many children is this amount for, including (CHILD)?

NCCSTHN

NUMBER.....

Head Start Programs

PH1. Is (CHILD) now attending (Early) Head Start?

HSNOW

YES.....1 (GO TO PH2)
NO2 (GO TO PH1)

PH2. Where is the (Early) Head Start program located? For example, is it in a church or synagogue, a school, a community center, its own building, or some other place?

HSPLACE

- YOUR HOME..... 1 (GO TO PH4)
- ANOTHER HOME..... 2 (GO TO PH4)
- A CHURCH, SYNAGOGUE, OR OTHER PLACE OF WORSHIP 3 (GO TO PH3)
- A PUBLIC SCHOOL (K-12) 4 (GO TO PH3)
- A PRIVATE SCHOOL (K-12) 5 (GO TO PH3)
- A COLLEGE OR UNIVERSITY..... 6 (GO TO PH3)
- A COMMUNITY CENTER 7 (GO TO PH3)
- A PUBLIC LIBRARY 8 (GO TO PH3)
- ITS OWN BUILDING..... 9 (GO TO PH3)
- MORE THAN ONE PLACE..... 10 (GO TO PH2OV)
- SOME OTHER PLACE..... 91 (GO TO PH2OV)

PH2OV. (Where is that?/What are those places?)

HSPLACOS/R

[LIST ALL PLACES.] _____

PH3. (Is that/Are any of those places) also the location of your job (or (his/her) (OTHER PARENT'S) job)?

HSWORK

- YES..... 1
- NO 2

PH4. Does (CHILD) go to the (Early) Head Start program on a regularly scheduled basis at least once each week?

HSWEEK

- YES..... 1 (GO TO PH5)
- NO 2 (GO TO PH1)

PH5. How many days each week does (CHILD) go to the (Early) Head Start program?

HSDAYS

DAYS.....

PH6. How many hours each week does (CHILD) go to the (Early) Head Start program?

HSHRS

HOURS

If PH5=1, go to PH8. Else, ask PH7.

PH7. On the days that (CHILD) goes to (Early) Head Start, that would be (HOURS) per day, on average. Is that right?

HSAVGHR

- YES..... 1 (GO TO PH8)
- NO 2 (CORRECTION SCREEN)

PH8. How many children are usually in (CHILD)'s room or group, at the same time, at the (Early) Head Start program, counting (CHILD)?

HSKIDS

NUMBER

PH9. How many adults are usually in (CHILD)'s room or group, at the same time, at the (Early) Head Start program?

HSADLTS NUMBER.....

PH10. Is there any charge or fee for the (Early) Head Start program, paid either by you or someone else?

HSFEE YES..... 1 (GO TO PH11)
NO 2 (GO TO PI1)

PH11. How much does your household pay for (CHILD) to go to the (Early) Head Start program?
[IF NOTHING, ENTER ZERO.]

HSCOST \$
HSUNIT UNIT:
HSCOSTOS/R PER HOUR 1
PER DAY 2
PER WEEK 3
BIWEEKLY (EVERY 2 WEEKS) 4
PER MONTH 5
PER YEAR 6
OTHER 91
SPECIFY _____

If PH11 = zero or NUMKID14 (number of children in the household age 14 or younger) = 1, go to PI1. Else, ask PH12.

PH12. Is this amount for (CHILD) only or does it include other children in your household?

HSCSTHH CHILD ONLY 1 (GO TO PI1)
CHILD AND OTHER(S)..... 2 (GO TO PH12OV)

PH12OV. How many children is this amount for, including (CHILD)?

HSCSTHN NUMBER.....

Center-based Programs

PI1. (Not including the (Early) Head Start program,) Is (CHILD) now attending a day care center, nursery school, preschool, or prekindergarten?

CPNNOW YES..... 1 (GO TO PI2)
NO 2 (GO TO 1ST BOX BEFORE PJ1)

PI2. (Not including (Early) Head Start,) How many different day care centers, nursery schools, preschools, or prekindergartens does (CHILD) currently go to?

CPMORE

- ONE 1
- TWO..... 2
- THREE..... 3
- FOUR 4
- FIVE OR MORE 5

PI3. [IF PROGRAM TYPE ALREADY KNOWN, CODE PI3 AND GO TO NEXT QUESTION.]
(Let's talk about the program where (CHILD) spends the most time). Would you call (it/the program)...

NTYPE

- A day care center, 1
- A nursery school,..... 2
- A preschool, 3
- A prekindergarten, or 4
- Something else?..... 91

NTYPEOS/R

SPECIFY _____

PI4. Where is the (PROGRAM) located? For example, is it in a church or synagogue, a school, a community center, its own building, or some other place?

CPPLACE

- YOUR HOME..... 1 (GO TO PI6)
- ANOTHER HOME 2 (GO TO PI6)
- A CHURCH, SYNAGOGUE OR OTHER PLACE OF WORSHIP..... 3 (GO TO PI5)
- A PUBLIC SCHOOL (K-12) 4 (GO TO PI5)
- A PRIVATE SCHOOL (K-12) 5 (GO TO PI5)
- A COLLEGE OR UNIVERSITY 6 (GO TO PI5)
- A COMMUNITY CENTER 7 (GO TO PI5)
- A PUBLIC LIBRARY 8 (GO TO PI5)
- ITS OWN BUILDING..... 9 (GO TO PI5)
- MORE THAN ONE PLACE..... 10 (GO TO PI4OV)
- SOME OTHER PLACE..... 91 (GO TO PI4OV)

PI4OV. (Where is that?/What are those places?)

CPPLCOS/R

[LIST ALL PLACES.] _____

PI5. (Is that/Are any of those places) also the location of your job (or (his/her) (OTHER PARENT'S) job)?

CPWORK

- YES..... 1
- NO 2

PI6. Does (CHILD) go to the (PROGRAM) on a regularly scheduled basis at least once each week?

CPWEEK

- YES..... 1 (GO TO PI7)
- NO 2 (GO TO 1ST BOX BEFORE PJ1)

PI7. How many days each week does (CHILD) go to the (PROGRAM)?

CPDAYS

DAYS.....

PI8. How many hours each week does (CHILD) go to the (PROGRAM)?

CPHRS HOURS

If PI7=1, go to PI10. Else, ask PI9.

PI9. On the days that (CHILD) goes to the (PROGRAM), that would be (HOURS) per day, on average. Is that right?

CPAVGHR
YES..... 1 (GO TO PI10)
NO 2 (CORRECTION SCREEN)

PI10. How many children are usually in (CHILD)'s room or group, at the same time, at that program, counting (CHILD)?

CPKIDS NUMBER

PI11. How many adults are usually in (CHILD)'s room or group, at the same time, at that program?

CPADLTS NUMBER

PI12. Is there any charge or fee for the (PROGRAM), paid either by you or someone else?

CPFEE
YES..... 1 (GO TO PI13)
NO 2 (GO TO 1ST BOX BEFORE PJ1)

PI13. How much does your household pay for (CHILD) to go to that (PROGRAM)?
[IF NOTHING, ENTER ZERO.]

CPCOST \$
CPUNIT UNIT:
CPCSTOS/R PER HOUR 1
PER DAY 2
PER WEEK 3
BIWEEKLY (EVERY 2 WEEKS) 4
PER MONTH 5
PER YEAR 6
OTHER 91
SPECIFY _____

If (PI13 = zero or -1) or NUMKID14 (number of children in household age 14 or younger)= 1, go to 1st box before PJ1. Else, ask PI14.

PI14. Is this amount for (CHILD) only or does it include other children in your household?

CPCSTHH
CHILD ONLY 1 (GO TO 1ST BOX BEFORE PJ1)
CHILD AND OTHER(S)..... 2 (GO TO PI14OV)

PI14OV. How many children is this amount for, including (CHILD)?

CPCSTHN NUMBER

Training and Support for Families of Preschoolers [Path = I, N]

If PATH = I, N, go to next box. Else, go to box before PK1.

Ask PJ1 and PJ2 only once for each household.

PJINTRO. Now I'd like to talk with you about classes and support services for parents.

PJ1. Since last September, have you (or (CHILD)'s (mother/stepmother/foster mother/father/stepfather/foster father/grandmother/grandfather/aunt/uncle/cousin) (or (the) other adult(s) in your household)) gone to...

| | | YES | NO |
|-----------------|--|-----|----|
| SFATTGRP | a. Any support groups to help with parenting?..... | 1 | 2 |
| SFATTCLS | b. A parenting class?..... | 1 | 2 |

PJ2. (Not counting any services that came from (Early) Head Start/the PROGRAM), have you (or (CHILD)'s (mother/stepmother/foster mother/father/stepfather/foster father/grandmother/grandfather/aunt/uncle/cousin) (or (the) other adult(s) in your household)) ever...

| | | YES | NO |
|-----------------|---|-----|----|
| SFSUPCTR | a. Gone to a family support center where parents can meet with other parents, go to training activities, and/or find resources or services? | 1 | 2 |
| SFVISITS | b. Received more than one home visit from someone trained to talk about raising children? | 1 | 2 |

Parent Satisfaction with School [Path = E, M, S, H (HOMSCFLG=1)]

If PATH = E, M, S, or (PATH=H and HOMSCFLG=1) ask PK1. Else, go to box before PL1.

PK1. Would you say that you are very satisfied, somewhat satisfied, somewhat dissatisfied, or very dissatisfied...

[1 = VERY SATISFIED; 2 = SOMEWHAT SATISFIED; 3 = SOMEWHAT DISSATISFIED; 4 = VERY DISSATISFIED]

| | | VS | SS | SD | VD |
|------------------|--|----|----|----|----|
| FCSSCHOOL | a. With the school (CHILD) attends this year? | 1 | 2 | 3 | 4 |
| FCTEACHR | b. With the teachers (CHILD) has this year? | 1 | 2 | 3 | 4 |
| FCSTDS | c. With the academic standards of the school?..... | 1 | 2 | 3 | 4 |
| FCORDER | d. With the order and discipline at the school?..... | 1 | 2 | 3 | 4 |

Student Academic Performance and Behavior [Path = E, M, S, H (HOMSCFLG=1)]

*If PATH=E, M, S, or (PATH=H and HOMSCFLG=1) ask PL1.
Else, go to box before PM1.*

PL1. Now I would like to ask you about (CHILD)'s grades (during this school year/at the school (he/she) attends this year). Overall, across all subjects ((he/she) takes at school), does (he/she) get mostly...

- SEGRADES**
- A's,..... 1 (GO TO PL3)
 - B's,..... 2 (GO TO PL3)
 - C's, 3 (GO TO PL3)
 - D's, 4 (GO TO PL3)
 - F's, or..... 5 (GO TO PL3)
 - Does (CHILD)'s school not give these grades? 6 (GO TO PL2)

PL2. Would you describe (his/her) work at school as...

- SEGRADEQ**
- Excellent, 1
 - Above average, 2
 - Average, 3
 - Below average, or 4
 - Failing? 5

PL3. Have any of (CHILD)'s teachers or (his/her) school contacted you (or (CHILD)'s (mother/stepmother/foster mother/father/stepfather/foster father/grandmother/grandfather/aunt/uncle/cousin) (or (the) other adult(s) in your household)) about any behavior problems (he/she) is having in school this year?

- SEBEHAVR**
- YES..... 1
 - NO 2

PL4. Have any of (his/her) teachers or (his/her) school contacted you (or (CHILD)'s (mother/stepmother/foster mother/father/stepfather/foster father/grandmother/ grandfather/aunt/ uncle/cousin) (or (the) other adult(s) in your household)) about any problems (he/she) is having with school work this year?

- SESCHLWR**
- YES..... 1
 - NO 2

PL5. Since starting kindergarten, has (CHILD) repeated any grades?

- SEREPEAT**
- YES..... 1 (GO TO PL6)
 - NO 2 (GO TO BOX BEFORE PL7)

PL6. What grade or grades did (he/she) repeat? [CODE ALL THAT APPLY]
 [DISPLAY RESPONSE OPTIONS ONLY UP TO CURRENT GRADE OR GRADE EQUIVALENT]

| | | |
|-----------------|-----------------------------|----|
| SEREPTK | KINDERGARTEN | K |
| SEREPT1 | FIRST GRADE | 1 |
| SEREPT2 | SECOND GRADE | 2 |
| SEREPT3 | THIRD GRADE | 3 |
| SEREPT4 | FOURTH GRADE | 4 |
| SEREPT5 | FIFTH GRADE | 5 |
| SEREPT6 | SIXTH GRADE | 6 |
| SEREPT7 | SEVENTH GRADE..... | 7 |
| SEREPT8 | EIGHTH GRADE | 8 |
| SEREPT9 | NINTH GRADE/FRESHMAN | 9 |
| SEREPT10 | TENTH GRADE/SOPHOMORE | 10 |
| SEREPT11 | ELEVENTH GRADE/JUNIOR | 11 |
| SEREPT12 | TWELFTH GRADE/SENIOR..... | 12 |

If PATH=E or (PATH=H and GRADE or GRADEEQ = T,K,P, 1-5) or (GRADEEQ=U and AGE98<12), go to box before PMINTRO. Else, ask PL7.

PL7. Has (CHILD) ever had an in- or out-of-school suspension or been expelled from school?

| | | | |
|-----------------|----------|---|----------------------------|
| SESUSEXP | YES..... | 1 | (GO TO PL8) |
| | NO | 2 | (GO TO BOX BEFORE PMINTRO) |

PL8. Has (CHILD) been...

| | | YES | NO |
|----------------|---------------------|-----|----|
| SESUSIN | a. Suspended? | 1 | 2 |
| SEEXPEL | b. Expelled?..... | 1 | 2 |

If PL8a=1 (has been suspended), go to PL9. Else, go to box before PMINTRO.

PL9. Was (CHILD'S) suspension an in-school or out-of-school suspension?

| | | | |
|----------------|-------------------------------|---|----------------------------|
| SEINOUT | IN-SCHOOL SUSPENSION | 1 | (GO TO BOX BEFORE PMINTRO) |
| | OUT-OF-SCHOOL SUSPENSION..... | 2 | (GO TO BOX BEFORE PMINTRO) |
| | BOTH | 3 | (GO TO BOX BEFORE PMINTRO) |

Family/School Involvement and School Practices [Path=N (center-based), E, M, S, H (HOMSCFLG=1)]

If (PATH=N and center-based), PATH=E, M, S, or (PATH=H and HOMSCFLG=1), ask PMINTRO. Else, go to box before PNINTRO.

PMINTRO. Now I'd like to ask you about your family's involvement with (CHILD)'s (school/Head Start program/(PROGRAM)).

PM1. Since (the beginning of this school year/September), have you (or (CHILD)'s (mother/stepmother/foster mother/father/stepfather/foster father/ grandmother/grandfather/ aunt/uncle/cousin) (or (the) other adult(s) in your household))...
 [IF YES AND THE RESPONDENT IS THE MOTHER OR FATHER AND HHMOM AND HHDAD = 1 OR 2 (TWO PARENTS): Did you do this, did (CHILD)'s (mother/stepmother/foster mother/father/stepfather/ foster father), did both of you, or did neither of you?]
 [ELSE IF YES AND HHMOM AND HHDAD = 1 OR 2 (TWO PARENTS) AND THE RESPONDENT IS NOT THE MOTHER OR FATHER: Did (CHILD)'s (mother/stepmother/foster mother) do this, did (CHILD)'s (father/stepfather/foster father), did both of them, or did neither of them?]

| | | YES | NO | M | F | B | N |
|-------------------------------|---|-----|----|---|---|---|---|
| FSMEETNG (FSMEETNP) | a. Attended a general (school/Head Start/ PROGRAM) meeting, for example, (an open house), a back-to-school night or a meeting of a parent-teacher organization? | 1 | 2 | 1 | 2 | 3 | 4 |
| FSATCNFN (FSCFNP) | b. Gone to a regularly scheduled [parent-teacher conference with (CHILD)'s teacher/meeting with (CHILD)'s teacher or care provider]? | 1 | 2 | 1 | 2 | 3 | 4 |
| FSSPORT (FSSPORTP) | c. Attended a (school/Head Start/PROGRAM) or class event, such as a play, (or) sports event (or science fair) because of (CHILD)? | 1 | 2 | 1 | 2 | 3 | 4 |
| FSVOLNTR (FSVOLNTP) | d. Acted as a volunteer at the (school/Head Start program/PROGRAM) or served on a committee? | 1 | 2 | 1 | 2 | 3 | 4 |

If PM1a or b = 2 (did not go to a meeting), ask PM1OV, else go to PM2.

PM1OV. Has (CHILD)'s (school/Head Start/PROGRAM) had this type of meeting (this school year/since September)?

FSHADMEE YES..... 1
FSHADCN NO 2

PM2. (During this school year/since September), how many times have you (or (CHILD)'s (mother/stepmother/foster mother/father/ stepfather/foster father/grandmother/ grandfather/aunt/uncle/cousin) (or (the) other adult(s) in your household)) gone to meetings or participated in activities at (CHILD)'s school?

FSFREQ TIMES.....

If this is the interview for CHILD1, ask PM3. Else, if this is the interview for CHILD2 and the two sampled children attend the same school and the respondent for both children is the same, copy PM3c response for CHILD1 to CHILD2 and ask PM3a, b, d, e. Else, ask PM3 as shown.

PM3. For each statement that I read you, please tell me how well (CHILD)'s (school/Head Start program/(PROGRAM)) has been doing the following things (during this school year/since September):

[1 = VERY WELL, 2 = JUST OK, 3 = DOESN'T DO IT AT ALL.]
[DO NOT PROBE DK.]

| | | | Does it very well | Just O.K. | Doesn't do it at all |
|-----------------|----|--|-------------------------|--------------|----------------------------|
| FSSPPERF | a. | Lets you know (between report cards) how (CHILD) is doing in (school/the program). Would you say (CHILD)'s [school/Head Start program/(PROGRAM)] does this very well, just O.K., or doesn't do it at all | 1 | 2 | 3 |
| FSSPCDEV | b. | Helps you understand what children at (CHILD)'s age are like | 1 | 2 | 3 |
| FSSPVOLN | c. | Makes you aware of chances to volunteer at the (school/program) | 1 | 2 | 3 |
| FSSPHOME | d. | Provides workshops, materials, or advice about how to help (CHILD) learn at home | 1 | 2 | 3 |
| FSSPSERV | e. | Provides information on community services to help (CHILD) or your family..... | 1 | 2 | 3 |

If this is the interview for CHILD1, ask PM4. Else, if this is the interview for CHILD2 and the two sampled children attend the same school and the respondent for both children is the same, copy parent/guardian's CHILD1 response to PM4 for CHILD2 and go to box before PNINTRO. Else, ask PM4.

PM4. Does (CHILD)'s (school/Head Start program/(PROGRAM)) include parents on committees or in other groups that make decisions about school policies having to do with the school budget, what will be taught, discipline, or other policies?

FSDECIS YES..... 1
NO 2

Before/After School Care and Activities [Path=E,M]

If PATH = E or M go to PNINTRO. Else, go to box before PRINTRO.

PNINTRO. I'd like to talk with you now about before and after school child care and activities.

Relative Care

PN1. First, I'd like to ask you about care (CHILD) now receives before or after school on a regular basis from someone other than (you or) (his/her) parents (or guardians), and before or after school programs (CHILD) attends on a regular basis, whether or not there is a charge or fee. This does not include occasional babysitting or backup care providers.

Is (CHILD) now receiving care from a relative on a regular basis before or after school? This may include grandparents, brothers and sisters, or any relatives other than (you or) (his/her) parents (or guardians).

RCNOW

- YES..... 1 (GO TO PN2)
- NO 2 (GO TO PO1)

PN2. How many different regular care arrangements do you have with relatives for (CHILD) before or after school?

RCMORE

- ONE 1
- TWO..... 2
- THREE..... 3
- FOUR 4
- FIVE OR MORE 5

PN3. (Let's talk about the relative who provides the most care before or after school. Is that (CHILD)'s.../Is the relative who cares for (CHILD) before or after school (his/her)...))

RCTYPE

- Grandmother, 1
- Grandfather, 2
- Aunt, 3
- Uncle, 4
- Brother, 5
- Sister, or 6
- Another relative? 7

PN4. Is that care provided in your home or another home?

RCPLACE

- OWN HOME 1
- OTHER HOME 2
- BOTH/VARIES..... 3

PN5. Does (CHILD) receive that care before school, after school, or both?

RCBFAFT BEFORE SCHOOL 1
AFTER SCHOOL 2
BOTH 3

PN6. Is the care that (CHILD) receives from (his/her) (RELATIVE) regularly scheduled at least once each week?

RCWEEK YES 1 (GO TO PN7)
NO 2 (GO TO PO1)

PN7. How many days each week does (CHILD) receive care from (his/her) (RELATIVE) (before) (or) (after) school?

RCDAYS DAYS.....

If PN5 = 3 (care both before and after school) and GRADE or GRADEEQ = T, K, P, 1, 2, or 3 and phone number ends in an odd number, go to PN9. Else, go to PN8.

PN8. How many hours each week does (CHILD) receive care from (his/her) (RELATIVE)?

RCHRS HOURS (GO TO BOX BEFORE PN10)

PN9. How many hours each week does (CHILD) receive care from (his/her) (RELATIVE) before school?

RCHRSBF HOURS

PN9OV. How about after school?

RCHRSAF HOURS

If PN7=1, go to PN11. Else, ask PN10.

PN10. On the days that (CHILD) receives care, that would be (HOURS) per day, on average. Is that right?

RCAVGHR YES 1 (GO TO PN11)
NO 2 (CORRECTION SCREEN)

PN11. Is there any charge or fee for the care (CHILD) receives from (his/her) (RELATIVE) (before) (or) (after) school, paid either by you or someone else?

RCFEE YES 1 (GO TO PN12)
NO 2 (GO TO PO1)

PN12. How much does your household pay for (CHILD'S) (RELATIVE) to care for (him/her)?
 [IF NOTHING, ENTER ZERO.]

RCCOST \$
 RCUNIT UNIT:
 RCCSTOS/R PER HOUR 1
 PER DAY 2
 PER WEEK 3
 BIWEEKLY (EVERY 2 WEEKS) 4
 PER MONTH 5
 PER YEAR 6
 OTHER 91
 SPECIFY _____

If PN12 = zero or NUMKID14 (number of children in the household age 14 or younger) = 1, go to PO1. Else, ask PN13.

PN13. Is this amount for (CHILD) only or does it include other children in your household?

RCCSTHH CHILD ONLY 1 (GO TO PO1)
 CHILD AND OTHER(S)..... 2 (GO TO PN13OV)

PN13OV. How many children is this amount for, including (CHILD)?

RCCSTHN NUMBER

Nonrelative Care

PO1. Is (CHILD) now receiving care before or after school in a private home on a regular basis from someone who is not related to (him/her)? This includes care by home child care providers, regular sitters, or neighbors, but does not include day care centers or before or after school programs at schools or centers.

NCNOW YES..... 1 (GO TO PO2)
 NO 2 (GO TO PP1)

PO2. How many different regular care arrangements do you have with nonrelatives for (CHILD) before or after school?

NCMORE ONE 1
 TWO..... 2
 THREE..... 3
 FOUR 4
 FIVE OR MORE 5

PO3. (Let's talk about the nonrelative who provides the most care before or after school.) Is (that/the before or after school) care provided in your own home or in another home?

NCPLACE OWN HOME 1
 OTHER HOME 2
 BOTH/VARIES..... 3

PO4. Does (CHILD) receive that care before school, after school, or both?

NCBFAFT BEFORE SCHOOL 1
AFTER SCHOOL 2
BOTH 3

PO5. Is the care that (CHILD) receives from that person regularly scheduled at least once each week?

NCWEEK YES 1 (GO TO PO6)
NO 2 (GO TO PP1)

PO6. How many days each week does (CHILD) receive care from that person (before) (or) (after) school?

NCDAYS DAYS

If PO4 = 3 (care both before and after school) and GRADE or GRADEEQ = T, K, P, 1, 2, or 3 and phone number ends in an odd number, go to PO8. Else, go to PO7.

PO7. How many hours each week does (CHILD) receive care from that person?

NCHRS HOURS (GO TO BOX BEFORE PO9)

PO8. How many hours each week does (CHILD) receive care from that person before school?

NCHRSBF HOURS

PO8OV. How about after school?

NCHRSAF HOURS

If PO6=1, go to PO10. Else, ask PO9.

PO9. On the days that (CHILD) receives care, that would be (HOURS) per day, on average. Is that right?

NCAVGHR YES 1 (GO TO PO10)
NO 2 (CORRECTION SCREEN)

PO10. Is there any charge or fee for the care (CHILD) receives from this person (before) (or) (after) school, paid either by you or someone else?

NCFEE YES 1 (GO TO PO11)
NO 2 (GO TO PP1)

PO11. How much does your household pay this person to care for (CHILD)?
 [IF NONE, ENTER ZERO.]

NCCOST \$
NCUNIT UNIT:
NCCSTOS/R PER HOUR 1
 PER DAY 2
 PER WEEK 3
 BIWEEKLY (EVERY 2 WEEKS) 4
 PER MONTH 5
 PER YEAR 6
 OTHER 91
 SPECIFY _____

If PO11 = zero or NUMKID14 (number of children in the household age 14 or younger) = 1, go to PP1. Else, ask PO12.

PO12. Is this amount for (CHILD) only or does it include other children in your household?

NCCSTHH CHILD ONLY 1 (GO TO PP1)
 CHILD AND OTHER(S)..... 2 (GO TO PO12OV)

PO12OV. How many children is this amount for, including (CHILD)?

NCCSTHN NUMBER

Center-based Programs

PP1. Is (CHILD) now attending (a day care center or) a before or after school program at a school or in a center?

CPSNOW YES..... 1 (GO TO PP2)
 NO 2 (GO TO PQ1)

PP2. How many different (day care centers or) before or after school programs does (CHILD) currently go to? Please count different (centers or) programs, not different types of activities (he/she) may do at the same program.

CPMORE ONE 1
 TWO..... 2
 THREE..... 3
 FOUR 4
 FIVE OR MORE 5

PP3. (Let's talk about the program where (CHILD) spends the most time.) Where is the program located? For example, is it in a church or synagogue, a school, a community center, its own building, or some other place?

CPPLACE

- YOUR HOME..... 1 (GO TO PP6)
- ANOTHER HOME..... 2 (GO TO PP6)
- A CHURCH, SYNAGOGUE OR OTHER PLACE OF WORSHIP..... 3 (GO TO PP5)
- A PUBLIC SCHOOL (K-12)..... 4 (GO TO PP4)
- A PRIVATE SCHOOL (K-12)..... 5 (GO TO PP4)
- A COLLEGE OR UNIVERSITY..... 6 (GO TO PP5)
- A COMMUNITY CENTER..... 7 (GO TO PP5)
- A PUBLIC LIBRARY..... 8 (GO TO PP5)
- ITS OWN BUILDING..... 9 (GO TO PP5)
- MORE THAN ONE PLACE..... 10 (GO TO PP3OV)
- SOME OTHER PLACE..... 91 (GO TO PP3OV)

PP3OV. (Where is that?/What are those places?)
CPPLCOS/R [LIST ALL PLACES.] _____ (GO TO PP5)

PP4. Is that the school where (CHILD) attends (kindergarten/ (GRADE) grade)?

- CPPLACK**
- YES..... 1
 - NO..... 2

PP5. (Is that/Are any of those places) the location of your job (or (his/her) (OTHER PARENT'S) job)?

- CPWORK**
- YES..... 1
 - NO..... 2

PP6. Does (CHILD) go to that program before school, after school, or both?

- CPBFAFT**
- BEFORE SCHOOL..... 1
 - AFTER SCHOOL..... 2
 - BOTH..... 3

PP7. Does (CHILD) go to the program on a regularly scheduled basis at least once each week?

- CPWEEK**
- YES..... 1 (GO TO PP8)
 - NO..... 2 (GO TO PQ1)

PP8. How many days each week does (CHILD) go to the program?

CPDAYS DAYS.....

If PP6 = 3 (care both before and after school) and GRADE or GRADEEQ = T, K, P, 1, 2, or 3 and phone number ends in an odd number, go to PP10. Else, go to PP9.

PP9. Other than regular school hours, how many hours each week does (CHILD) go to that program?

CPHRS HOURS..... (GO TO BOX BEFORE PP11)

PP10. Other than regular school hours, how many hours each week does (CHILD) go to the program before school?

CPHRSBF HOURS

PP10OV. How about after school?

CPHRSAF HOURS

If PP8=1, go to PP12. Else, ask PP11.

PP11. On the days that (CHILD) goes to the program, that would be (HOURS) per day, on average. Is that right?

CPAVGHR
YES.....1 (GO TO PP12)
NO2 (CORRECTION SCREEN)

PP12. Is there any charge or fee for the program, paid either by you or someone else?

CPFEE
YES.....1 (GO TO PP13)
NO2 (GO TO PQ1)

PP13. How much does your household pay for (CHILD) to go to the program?
[IF NOTHING, ENTER ZERO.]

CPCOST \$
CPUNIT UNIT:
CPCSTOS/R PER HOUR1
PER DAY2
PER WEEK3
BIWEEKLY (EVERY 2 WEEKS)4
PER MONTH5
PER YEAR6
OTHER91
SPECIFY _____

If PP13 = zero or NUMKID14 (number of children in household age 14 or younger)= 1, go to PQ1. Else, ask PP14.

PP14. Is this amount for (CHILD) only or does it include other children in your household?

CPCSTHH
CHILD ONLY1 (GO TO PQ1)
CHILD AND OTHER(S).....2 (GO TO PP14OV)

PP14OV. How many children is this amount for, including (CHILD)?

CPCSTHN NUMBER

After School Activities

PQ1. Sometimes parents arrange for activities that are not part of an after school program, so their children will have adult supervision during after school hours, for example, private music lessons or team sports.

(Not counting the arrangements and programs we just talked about, is/Is) (CHILD) participating in any activities or lessons in order to have adult supervision on a regular basis after school?

ACTVTES YES..... 1 (GO TO PQ2)
NO 2 (GO TO PQ5)

PQ2. Does (he/she) participate in activities or lessons after school at least once each week?

ACTWEEK

YES..... 1 (GO TO PQ3)
NO 2 (GO TO PQ5)

PQ3. How many days each week does (CHILD) participate in activities or lessons after school?

ACTDAYS

DAYS.....

PQ4. How many hours each week does (CHILD) participate in activities or lessons after school?

ACTHRS

HOURS

| |
|--|
| <i>If PQ4=1, go to PQ6. Else, go to PQ5.</i> |
|--|

PQ5. On the days that (CHILD) takes part in activities or lessons, that would be (HOURS) per day on average. Is that correct?

ACAVGHR

YES..... 1 (GO TO PQ6)
NO 2 (CORRECTION SCREEN)

Self Care

PQ6. Sometimes children spend time caring for themselves, either at home or somewhere else, without an adult or older child responsible for them. Does (CHILD) spend time caring for (himself/herself) before or after school on a regular basis?

SCSELF

YES..... 1 (GO TO PQ7)
NO 2 (GO TO BOX BEFORE PQ12)

PQ7. Does (he/she) care for (himself/herself) before school, after school, or both?

SCBFAFT

BEFORE SCHOOL 1
AFTER SCHOOL 2
BOTH 3

PQ8. Does (CHILD) care for (himself/herself) (before) (or) (after) school at least once each week?

SCWEEK

YES.....1 (GO TO PQ9)
NO2 (GO TO BOX BEFORE PQ12)

PQ9. How many days each week does (CHILD) care for (himself/herself) (before) (or) (after) school?

SCDAYS

DAYS.....□

If PQ7 = 3 (care both before and after school) and GRADE or GRADEEQ = T, K, P, 1, 2, or 3 and phone number ends in an odd number, go to PQ11. Else, go to PQ10.

PQ10. How many hours each week does (CHILD) care for (himself/herself)?

SCHRS

HOURS.....□□ (GO TO BOX BEFORE PQ12)

PQ11. How many hours each week does (CHILD) care for (himself/herself) before school?

SCHRSBF

HOURS.....□□

PQ11OV. How about after school?

SCHRSAF

HOURS.....□□

If PN5=2,3 or PO4=2,3 or PP6=2,3 or PQ1=1 or PQ7=2,3 (some type of nonparental supervision after school), then go to box before PRINTRO. Else, ask PQ12.

PQ12. When (CHILD) comes home after school, are ((you) (or) (his/her) (parents) (mother/stepmother/foster mother) (or) (father/stepfather/foster father) (or another guardian)) at home each day?

SCPARHM

YES.....1
NO2

Plans for Postsecondary Education [Path = M, S, H (grade 6-12)]

If PATH = M, S, or (PATH = H and grade equivalent is 6-12), or (PATH=H and grade equivalent=U and AGE98>=12), ask PRINTRO. Else, go to box before PSINTRO.

PRINTRO. Now I have some questions about (CHILD)'s future education.

PR1. Do you think (CHILD) will...
[AT FIRST NO, GO TO NEXT BOX.]

| | | YES | NO |
|-----------------|---|-----|----|
| SEAFTRHS | a. Attend school after high school? | 1 | 2 |
| SECOLLEG | b. Graduate from a 4-year college?..... | 1 | 2 |

If PR1a NE 1 (will not attend school after high school), go to PR20. Else, if PR1b=1 (will graduate from a 4-year college), go to PR2. Else, go to PR9.

PR2. Will (CHILD) start (his/her) college education at a 2-year or a 4-year school, or have you not thought about this yet?

| | | | |
|----------------|--------------------------------------|---|-------------|
| | 2-YEAR SCHOOL | 1 | (GO TO PR9) |
| | 4-YEAR SCHOOL | 2 | (GO TO PR3) |
| PSSTART | HAVEN'T THOUGHT ABOUT THIS YET | 3 | (GO TO PR8) |

PR3. Would you say (he/she) is more likely to attend a public or private 4-year college, or have you not thought about this yet?

| | | | |
|-----------------|---------------------------------|---|-------------|
| | PUBLIC | 1 | (GO TO PR4) |
| | PRIVATE | 2 | (GO TO PR5) |
| PSCOLTYE | HAVEN'T THOUGHT ABOUT THIS..... | 3 | (GO TO PR8) |

PR4. Is (he/she) more likely to attend an in-state or out-of-state public college, or have you not thought about this yet?

| | | | |
|----------------|---------------------------------|---|-------------|
| | IN-STATE | 1 | (GO TO PR5) |
| | OUT-OF-STATE..... | 2 | (GO TO PR5) |
| PSCOLST | HAVEN'T THOUGHT ABOUT THIS..... | 3 | (GO TO PR8) |

PR5. Have you gotten information about the cost of tuition and mandatory fees at a specific (in-state public/out-of-state public/private) college?

| | | | |
|-----------------|----------|---|-------------|
| | YES..... | 1 | (GO TO PR6) |
| PSCOLTUI | NO | 2 | (GO TO PR7) |

PR6. What is the cost of 1 year's tuition and mandatory fees at that college?

PSCOLAMT AMOUNT \$, (GO TO PR6OV)

PR6OV. Is that tuition and mandatory fees only, or does that also include other fees such as room and board?

PSCOLINC TUITION & MANDATORY FEES ONLY 1 (GO TO PR14)
TUITION, MANDATORY FEES, & OTHER FEES 2 (GO TO PR14)

PR7. Do you think you could or could not give a fairly accurate estimate of the cost of 1 year's tuition and mandatory fees at (an in-state public/an out-of-state public/a private) college that (CHILD) might attend?

PSCESTUI COULD 1 (GO TO PR7OV1)
COULD NOT 2 (GO TO PR14)

PR7OV1. About how much would that be?

PSCESAMT AMOUNT \$□□,□□□ (GO TO PR7OV2)

PR7OV2. Is that tuition and mandatory fees only, or does that also include other fees such as room and board?

PSCESINC TUITION & MANDATORY FEES ONLY 1 (GO TO PR14)
TUITION, MANDATORY FEES, & OTHER FEES 2 (GO TO PR14)

PR8. Do you think you could or could not give a fairly accurate estimate of the average cost of 1 year's tuition and mandatory fees at a public 4-year college in your state?

PS4YRTUI COULD 1 (GO TO PR8OV1)
COULD NOT 2 (GO TO PR14)

PR8OV1. About how much would that be?

PS4YRAMT AMOUNT \$□□,□□□ (GO TO PR8OV2)

PR8OV2. Is that tuition and mandatory fees only, or does that also include other fees such as room and board?

PS4YRINC TUITION & MANDATORY FEES ONLY 1 (GO TO PR14)
TUITION, MANDATORY FEES, & OTHER FEES 2 (GO TO PR14)

PR9. Would you say (he/she) is more likely to attend a vocational or technical school, a 2-year community college, a junior college, some other type of school, or have you not thought about this yet?

PSOHTYTP VOCATIONAL/TECHNICAL SCHOOL 1 (GO TO PR10)
2-YEAR COMMUNITY COLLEGE 2 (GO TO PR10)
JUNIOR COLLEGE 3 (GO TO PR10)
HAVEN'T THOUGHT ABOUT THIS..... 4 (GO TO PR13)
OTHER SCHOOL 91 (GO TO PR10)
PSOHTOS/R SPECIFY _____

PR10. Have you gotten information about the cost of tuition and mandatory fees at a specific (vocational or technical school/2-year community college/junior college/school)?

PSOHTUI YES..... 1 (GO TO PR11)
NO 2 (GO TO PR12)

- PR11. What is the cost of 1 year's tuition and mandatory fees at that school?
- PSOTHAMT** AMOUNT \$□□,□□□ (GO TO PR11OV)
- PR11OV. Is that tuition and mandatory fees only, or does that also include other fees such as room and board?
- PSOTHINC** TUITION & MANDATORY FEES ONLY 1 (GO TO PR14)
 TUITION, MANDATORY FEES, & OTHER FEES 2 (GO TO PR14)
- PR12. Do you think you could or could not give a fairly accurate estimate of the cost of 1 year's tuition and mandatory fees at a (vocational or technical school/2-year community college/junior college/school) in your state that (CHILD) might attend?
- PSOESTUI** COULD 1 (GO TO PR12OV1)
 COULD NOT 2 (GO TO PR14)
- PR12OV1. About how much would that be?
- PSOESAMT** AMOUNT \$□□,□□□ (GO TO PR12OV2)
- PR12OV2. Is that tuition and mandatory fees only, or does that also include other fees such as room and board?
- PSOESINC** TUITION & MANDATORY FEES ONLY 1 (GO TO PR14)
 TUITION, MANDATORY FEES, & OTHER FEES 2 (GO TO PR14)
- PR13. Do you think you could or could not give a fairly accurate estimate of the average cost of 1 year's tuition and mandatory fees at a 2-year community college in your state?
- PS2YRTUI** COULD 1 (GO TO PR13OV1)
 COULD NOT 2 (GO TO PR14)
- PR13OV1. About how much would that be?
- PS2YRAMT** AMOUNT \$□□,□□□ (GO TO PR13OV2)
- PR13OV2. Is that tuition and mandatory fees only, or does that also include other fees such as room and board?
- PS2YRINC** TUITION & MANDATORY FEES ONLY 1
 TUITION, MANDATORY FEES, & OTHER FEES 2
- PR14. Have you started saving money or making any other financial plans to pay for (CHILD)'s education after high school?
- PSAVMON** YES 1
 NO 2

PR15. Have you (or (CHILD)'s (mother/stepmother/foster mother/father/stepfather/foster father/ grandmother/grandfather/ aunt/uncle/cousin) (or (the) other adult(s) in your household)) talked with someone or read any materials from schools or financial institutions about sources of financial aid for (CHILD)'s education after high school?

PSFINAID

YES..... 1
NO 2

Ask PR16 a and b once per respondent.

PR16. Have you ever heard of...

| | | YES | NO |
|---------------|--|-----|----|
| PSLIFE | a. The Lifetime Learning tax credit? | 1 | 2 |
| PSHOPE | b. The HOPE Scholarship tax credit?..... | 1 | 2 |

*If PATH=S and PR16a=1, go to PR17.
Else, go to box after PR17.*

PR17. Do you plan to use the Lifetime Learning tax credit to help pay for (CHILD)'s education after high school?

PSLIFUS
YES..... 1
NO 2

*If PATH=S and PR16b=1, go to PR18.
Else, go to box before PR19.*

PR18. Do you plan to use the HOPE Scholarship tax credit to help pay for (CHILD)'s education after high school?

PSHOPUS
YES..... 1
NO 2

If (PATH=H and HOMSCFLG NE 1), go to box before PSINTRO. Else, go to PR19.

PR19. During this school year, have you (or (CHILD)'s (mother/stepmother/foster mother/father/stepfather/ foster father/ grandmother/grandfather/ aunt/uncle/cousin) (or (the) other adult(s) in your household)) talked with a counselor or teacher at (CHILD)'s school about the academic requirements for college or vocational school after high school?

PSREQ
YES..... 1 (GO TO BOX BEFORE PSINTRO)
NO 2 (GO TO BOX BEFORE PSINTRO)

PR20. There are many reasons why young people decide not to attend school after high school. What is the main reason for (CHILD)?

PSNOTREA

- COST TOO HIGH/CANNOT AFFORD1
- NEEDS/WANTS TO WORK2
- POOR GRADES/UNABLE TO GET IN.....3
- NOT INTERESTED/TIRED OF GOING TO SCHOOL/
BORED WITH SCHOOL/DISLIKES SCHOOL.....4
- CHILD HAS A DISABILITY (PHYSICAL/LEARNING/EMOTIONAL) ..5
- JOINING THE MILITARY.....6
- NOT SURE OF FUTURE GOALS7
- OTHER91
- SPECIFY _____

PSNOTROS/R

Family Involvement Outside of School [Path = I, N, E, H (grade equivalents T, K, P, 1-5)]

If PATH = I, N, E, or (PATH = H and grade equivalent is T, K, P, 1-5), or (PATH=H and grade equivalent=U and AGE98<=11) , ask PSINTRO. Else, go to PTINTRO.

PSINTRO. Now I'd like to talk with you about (CHILD)'s activities with family members in the past week.

If PATH = I, N or grade/equivalent = T, K, P, or 1 through 3 or (grade equivalent = U and AGE98<=9), ask PS1. Else, go to box after PS2.

PS1. How many times have you or someone in your family read to (CHILD) in the past week? Would you say...

- FOREADTO**
- Not at all,1 (GO TO BOX AFTER PS2)
 - Once or twice,2 (GO TO PS2)
 - 3 or more times, or3 (GO TO PS2)
 - Every day?4 (GO TO PS2)

PS2. About how many minutes (on each of those days/each day) do you or someone in your family read to (him/her)?

[IF TIME PER DAY VARIES, ASK FOR AVERAGE TIME PER DAY.]

FORDDAY

MINUTES

If PATH = I, go to PTINTRO. Else, if PATH = N or grade/equivalent = T, K, or P, or (grade equivalent = U and AGE98 <= 6), ask PS3 a through f. Else, if grade/equivalent = 1 through 5 or (grade equivalent = U and AGE98 > 6 and <= 11), ask PS3a, d, and f.

PS3. In the past week, has anyone in your family done the following things with (CHILD)?
 [IF YES: Would you say one or two times, or three or more?]

| | | YES | NO | 1-2 TIMES | 3+ TIMES | |
|-----------------|--|-----|----|--------------|-------------|-----------------|
| FOSTORY | a. Told (him/her) a story? | 1 | 2 | 1 | 2 | FOSTORYN |
| FOWORDS | b. Taught (him/her) letters, words, or numbers? | 1 | 2 | 1 | 2 | FOWORDSN |
| FOMUSIC | c. Taught (CHILD) songs or music? | 1 | 2 | 1 | 2 | FOMUSICN |
| FOCRAFTS | d. Worked on arts and crafts with (him/her)? | 1 | 2 | 1 | 2 | FOCRAFTN |
| FOERAND | e. Took (CHILD) along while doing errands like going to the post office, the bank, or the store? | 1 | 2 | 1 | 2 | FOERANDN |
| FOCHORE | f. Involved (him/her) in household chores like cooking, cleaning, setting the table, or caring for pets? | 1 | 2 | 1 | 2 | FOCHOREN |

PS4. In the past month, that is, since (MONTH) (DAY), has anyone in your family done the following things with (CHILD)?

| | | YES | NO |
|-----------------|--|-----|----|
| FOLIBRAY | a. Visited a library? | 1 | 2 |
| FOCONCRT | b. Gone to a play, concert, or other live show? | 1 | 2 |
| FOMUSEUM | c. Visited an art gallery, museum, or historical site? | 1 | 2 |
| FOZOO | d. Visited a zoo or aquarium? | 1 | 2 |
| FOETHNIC | e. In the past month, has anyone in your family done other things, such as talked with (CHILD) about (his/her) family history or ethnic heritage? | 1 | 2 |
| FOGROUP | f. Attended an event sponsored by a community, ethnic, or religious group? | 1 | 2 |

Health and Disability [Path = All]

PTINTRO. Now I have a few questions about (CHILD)'s health.

If PATH = I, N ask PT1. Else, go to box after PT2.

PT1. Has a doctor or other health professional ever told you that (CHILD) was developmentally delayed?

| | | |
|----------------|----------|---|
| HDDELAY | YES..... | 1 |
| | NO | 2 |

PT2. About how long has it been since (CHILD) last saw a medical doctor or other health professional for a checkup, shots, or other routine care? Would you say...

| | | |
|-----------------|--|---|
| HNDWCWHN | Less than 1 year,..... | 1 |
| | 1 year, but less than 2 years, or..... | 2 |
| | 2 years or more? | 3 |

If PATH = N ask PT3. Else, go to box after PT4.

PT3. Has (CHILD) ever been to a dentist or dental hygienist for dental care?

HNDNTIST YES.....1 (GO TO PT4)
 NO2 (GO TO BOX AFTER PT4)

PT4. About how long has it been since (CHILD) last saw a dentist or dental hygienist for dental care? Would you say...

HNDNTWHN Less than 1 year,.....1
 1 year, but less than 2 years, or.....2
 2 years or more?3

If PATH = 1, go to PT6. Else, ask PT5.

PT5. Does (CHILD) have any of the following disabilities?
 [RANDOM START; KEEP h LAST.]

| | | YES | NO |
|-----------------|--|-----|----|
| HDLEARN | a. A specific learning disability? | 1 | 2 |
| HDRETARD | b. Mental retardation?..... | 1 | 2 |
| HDSPEECH | c. A speech impairment?..... | 1 | 2 |
| HDISTRB | d. A serious emotional disturbance? | 1 | 2 |
| HDDEAFIM | e. Deafness or another hearing impairment?..... | 1 | 2 |
| HDBLNDIM | f. Blindness or another visual impairment? | 1 | 2 |
| HDORTHO | g. An orthopedic impairment? | 1 | 2 |
| HDOTHER | h. Another health impairment lasting 6 months or more? | 1 | 2 |

If any PT5a-h = 1, go to PT9. Else go to box before PUINTRO.

PT6. Does (CHILD) have any of the following disabilities?
 [RANDOM START; KEEP e LAST.]

| | | YES | NO |
|-----------------|--|-----|----|
| HDDEAFIM | a. Deafness or another hearing impairment?..... | 1 | 2 |
| HDBLNDIM | b. Blindness or another visual impairment? | 1 | 2 |
| HDORTHO | c. An orthopedic impairment? | 1 | 2 |
| HDDEVEL | d. Severe developmental delay? | 1 | 2 |
| HDOTHER | e. Another health impairment lasting 6 months or more? | 1 | 2 |

If any PT6a-e=1, go to PT7. Else, go to box before PUINTRO.

PT7. Is (CHILD) receiving services for (his/her) (disability/disabilities) ...

| | | YES | NO |
|-------------------|--|-----|----|
| HDGOVT | a. From a state or local health or social service agency?..... | 1 | 2 |
| HDDOCTOR | b. From a doctor or clinic?..... | 1 | 2 |
| HDSOURCE | c. From some other source? | 1 | 2 |
| HDSOUROS/R | What is that? _____ | | |

If any PT7a,b, or c=1, ask PT8. Else, go to box before PUINTRO.

PT8. Are any of these services provided through an Individualized Family Service Plan, or IFSP?

HNIFSP YES..... 1 (GO TO BOX BEFORE PUINTRO)
 NO 2 (GO TO BOX BEFORE PUINTRO)

PT9. (Does/Do) (CHILD)'s (disability/disabilities) affect (his/her) ability to learn?

HDAFFECT YES..... 1
 NO 2

PT10. Is (CHILD) receiving services for (his/her) (disability/disabilities) from...

| | | YES | NO |
|-------------------|---|-----|----|
| HDSCHL | a. Your local school district?..... | 1 | 2 |
| HDGOVT | b. A state or local health or social service agency?..... | 1 | 2 |
| HDDOCTOR | c. A doctor or clinic?..... | 1 | 2 |
| HDSOURCE | d. Some other source?..... | 1 | 2 |
| HDSOUROS/R | What is that? _____ | | |

Parent/Guardian Characteristics [Path = All]

Mother Items

Ask PUINTRO through PV11 only once per mother/father in the household.

PUINTRO. These next questions are about (you/(and) (CHILD)'s (mother/stepmother/foster mother) (father/stepfather/foster father)). (Let's start with (you/(CHILD)'s mother)).

If HHMOM = 1,2, or 3 (mother or female guardian), ask PU1. Else, if HHMOM = 4 (no mother/female guardian), go to box after PU13.

PU1. How old (were you/was (CHILD)'s (mother/stepmother/foster mother) when (you/she) first became a mother, stepmother, or guardian to any child?

MOMNEW YEARS.....

PU2. What was the first language (you/(CHILD)'s (mother/stepmother/foster mother)) learned to speak?

| | | | |
|-------------------|--|----|-----------------------------------|
| | ENGLISH..... | 1 | (AUTOCODE PU3=1 AND GO TO PU4) |
| MOMLANG | SPANISH..... | 2 | (GO TO PU3) |
| | ENGLISH AND SPANISH EQUALLY | 3 | (GO TO PU3) |
| | ENGLISH AND ANOTHER LANGUAGE EQUALLY | 4 | (GO TO PU3) |
| | SPECIFY _____ | | |
| MOMLANOS/R | ANOTHER LANGUAGE | 91 | (GO TO PU3) |
| | SPECIFY _____ | | |

PU3. What language (do you/does (CHILD)'s (mother/stepmother/foster mother)) speak most at home now?

| | | |
|-------------------|--|----|
| | ENGLISH..... | 1 |
| MOMSPEAK | SPANISH..... | 2 |
| | ENGLISH AND SPANISH EQUALLY | 3 |
| | ENGLISH AND ANOTHER LANGUAGE EQUALLY | 4 |
| | SPECIFY _____ | |
| | ((ENGLISH AND) OTHER LANGUAGE SPECIFIED IN PU2 (EQUALLY)) | 5 |
| MOMSPEOS/R | ANOTHER LANGUAGE | 91 |
| | SPECIFY _____ | |

PU4. In what country (were you/was (CHILD)'s mother) born?

| | | | |
|-------------------|--|---|---------------|
| MOMBORN | 50 STATES OR THE DISTRICT OF COLUMBIA | 1 | (GO TO PU5) |
| | U.S. TERRITORIES: PUERTO RICO, GUAM, AMERICAN SAMOA, U.S. VIRGIN ISLANDS, MARIANA ISLANDS, OR SOLOMON ISLANDS..... | 2 | (GO TO PU4OV) |
| MOMTEROS/R | SPECIFY | | |
| MOMCONOS/R | SOME OTHER COUNTRY | 3 | (GO TO PU4OV) |
| | SPECIFY _____ | | |

PU4OV. How old (were you/was she) when (you/she) first moved to the (United States/50 states or the District of Columbia)?

MOMUSAGE AGE

PU5. What is the highest grade or year of school that (you/(CHILD)'s (mother/stepmother/foster mother)) completed?

| | | | |
|-----------------|---|----|--------------------------|
| MOMGRADE | UP TO 8TH GRADE | 1 | (ENTER GRADE, GO TO PU6) |
| MOMGRAD1 | 9TH TO 11TH GRADE | 2 | (ENTER GRADE, GO TO PU6) |
| MOMGRAD2 | 12TH GRADE BUT NO DIPLOMA..... | 3 | (GO TO PU6) |
| | HIGH SCHOOL DIPLOMA/EQUIVALENT | 4 | (GO TO PU7) |
| | VOC/TECH PROGRAM AFTER HIGH SCHOOL BUT NO VOC/TECH DIPLOMA..... | 5 | (GO TO PU6) |
| | VOC/TECH DIPLOMA AFTER HIGH SCHOOL | 6 | (GO TO PU6) |
| | SOME COLLEGE BUT NO DEGREE..... | 7 | (GO TO PU6) |
| | ASSOCIATE'S DEGREE (AA, AS) | 8 | (GO TO PU6) |
| | BACHELOR'S DEGREE (BA, BS)..... | 9 | (GO TO PU7) |
| | GRADUATE OR PROFESSIONAL SCHOOL BUT NO DEGREE | 10 | (GO TO PU7) |
| | MASTER'S DEGREE (MA, MS)..... | 11 | (GO TO PU7) |
| | DOCTORATE DEGREE (PHD, EDD)..... | 12 | (GO TO PU7) |
| | PROFESSIONAL DEGREE BEYOND BACHELOR'S DEGREE (MEDICINE/MD; DENTISTRY/DDS; LAW/JD/LLB; ETC.)..... | 13 | (GO TO PU7) |

PU6. (Do you/Does she) have a high school diploma or its equivalent, such as a GED?

MOMDIPL YES..... 1
NO 2

PU7. During the past week, did (you/(CHILD)'s (mother/stepmother/foster mother)) work at a job for pay or income?

MOMWORK YES..... 1 (GO TO PU9)
NO 2 (GO TO PU8)
RETIRED..... 3 (GO TO PU10)
DISABLED/UNABLE TO WORK..... 4 (GO TO PU10)

PU8. (Were you/Was she) on leave or vacation from a job during the past week?

MOMLEAVE YES..... 1 (GO TO PU9)
NO 2 (GO TO PU10)

PU9. About how many total hours per week (do you/does she) usually work for pay or income, counting all jobs?

[IF HOURS VARY, PROBE FOR AVERAGE PER WEEK.]

MOMHOURS WEEKLY HOURS □□

PU10. In the past 12 months, how many months (,if any,) (have you/has she) worked for pay or income?

MOMMTHS MONTHS □□

If PU7 or PU8 = 1 (working or on leave/vacation), go to box after PU13. Else, if PU7 = 3 (retired), autocode PU13 = 3 and go to box after PU13. Else, if PU7 = 4 (disabled/unable to work), autocode PU13 = 4 and go to box after PU13. Else, ask PU11.

PU11. (Have you/Has she) been actively looking for work in the past 4 weeks?

MOMLOOK YES..... 1 (GO TO PU12)
NO 2 (GO TO PU13)

PU12. What (have you/has she) been doing in the past 4 weeks to find work...
[CODE ALL THAT APPLY.]

MOMPUBL CHECKED WITH PUBLIC EMPLOYMENT AGENCY..... 1
MOMPRIV CHECKED WITH PRIVATE EMPLOYMENT AGENCY..... 2
MOMEMPL CHECKED WITH EMPLOYER DIRECTLY OR
SENT RESUME 3
MOMREL CHECKED WITH FRIENDS OR RELATIVES..... 4
MOMANSAD PLACED OR ANSWERED ADS/SENT RESUME 5
MOMREAD READ WANT ADS 6
MOMOTHER SOMETHING ELSE..... 91
MOMOTHOS/R SPECIFY _____

If PU12 = 1 through 5 (looking for work through methods other than reading work ads), go to box after PU13.
 Else, ask PU13.

PU13. What (were you/was she) doing most of last week? Would you say...

- | | | |
|-------------------|---|----|
| MOMACTY | Keeping house or caring for children, | 1 |
| | Going to school, | 2 |
| | Retired, | 3 |
| | Unable to work, or | 4 |
| | Something else?..... | 91 |
| MOMACTOS/R | What was that? _____ | |

If HHDAD = 1, 2, or 3 (father or male guardian), ask PV1.
 Else, if HHDAD = 4 (no father or male guardian), go to PWINTRO.

Father Items

PVINTRO. Now I have some questions about (you/(CHILD)'s (father/stepfather/foster father)).

PV1. What was the first language (you/(CHILD)'s (father/stepfather/foster father)) learned to speak?

- | | | | |
|-------------------|---|----|--------------------------------|
| DADLANG | ENGLISH..... | 1 | (AUTOCODE PV2=1 AND GO TO PV3) |
| | SPANISH..... | 2 | (GO TO PV2) |
| | ENGLISH AND SPANISH EQUALLY | 3 | (GO TO PV2) |
| | ENGLISH AND ANOTHER LANGUAGE EQUALLY..... | 4 | (GO TO PV2) |
| | SPECIFY _____ | | |
| DADLANOS/R | ANOTHER LANGUAGE | 91 | (GO TO PV2) |
| | SPECIFY _____ | | |

PV2. What language (do you/does (CHILD)'s (father/stepfather/foster father)) speak most at home now?

- | | | |
|-------------------|--|----|
| DADSPEAK | ENGLISH..... | 1 |
| | SPANISH..... | 2 |
| | ENGLISH AND SPANISH EQUALLY | 3 |
| | ENGLISH AND ANOTHER LANGUAGE EQUALLY..... | 4 |
| | SPECIFY _____ | |
| | ((ENGLISH AND) OTHER LANGUAGE SPECIFIED IN PV1 (EQUALLY))..... | 5 |
| DADSPEOS/R | ANOTHER LANGUAGE | 91 |
| | SPECIFY _____ | |

PV3. In what country (were you/was (CHILD)'s father) born?

- | | | | |
|-------------------|--|---|---------------|
| DADBORN | 50 STATES OR THE DISTRICT OF COLUMBIA | 1 | (GO TO PV4) |
| | U.S. TERRITORIES: PUERTO RICO, GUAM, AMERICAN SAMOA, U.S. VIRGIN ISLANDS, MARIANA ISLANDS, OR SOLOMON ISLANDS..... | 2 | (GO TO PV3OV) |
| DADTEROS/R | SPECIFY | | |
| DADCONOS/R | SOME OTHER COUNTRY | 3 | (GO TO PV3OV) |
| | SPECIFY _____ | | |

PV3OV. How old (were you/was he) when (you/he) first moved to the (United States/50 states or the District of Columbia)?

DADUSAGE AGE

PV4. What is the highest grade or year of school that (you/(CHILD)'s (father/stepfather/foster father)) completed?

- DADGRADE** UP TO 8TH GRADE 1 (ENTER GRADE, GO TO PV5)
- DADGRAD1** 9TH TO 11TH GRADE 2 (ENTER GRADE, GO TO PV5)
- DADGRAD2** 12TH GRADE BUT NO DIPLOMA 3 (GO TO PV5)
- HIGH SCHOOL DIPLOMA/EQUIVALENT 4 (GO TO PV6)
- VOC/TECH PROGRAM AFTER HIGH SCHOOL
BUT NO VOC/TECH DIPLOMA 5 (GO TO PV5)
- VOC/TECH DIPLOMA AFTER HIGH SCHOOL 6 (GO TO PV5)
- SOME COLLEGE BUT NO DEGREE 7 (GO TO PV5)
- ASSOCIATE'S DEGREE (AA, AS) 8 (GO TO PV5)
- BACHELOR'S DEGREE (BA, BS) 9 (GO TO PV6)
- GRADUATE OR PROFESSIONAL SCHOOL BUT NO DEGREE 10 (GO TO PV6)
- MASTER'S DEGREE (MA, MS) 11 (GO TO PV6)
- DOCTORATE DEGREE (PHD, EDD) 12 (GO TO PV6)
- PROFESSIONAL DEGREE BEYOND BACHELOR'S DEGREE
(MEDICINE/MD; DENTISTRY/DDS; LAW/JD/LLB; ETC.) 13 (GO TO PV6)

PV5. (Do you/Does he) have a high school diploma or its equivalent, such as a GED?

DADDIPL YES 1
NO 2

PV6. During the past week, did (you/(CHILD)'s (father/stepfather/foster father)) work at a job for pay or income?

- DADWORK** YES 1 (GO TO PV8)
- NO 2 (GO TO PV7)
- RETIRED 3 (AUTOCODE PV11=3 AND GO TO PWINTRO)
- DISABLED/UNABLE TO WORK 4 (AUTOCODE PV11=4 AND GO TO PWINTRO)

PV7. (Were you/Was he) on leave or vacation from a job during the past week?

DADLEAVE YES 1 (GO TO PV8)
NO 2 (GO TO PV9)

PV8. About how many total hours per week (do you/does he) usually work for pay or income, counting all jobs?
[IF HOURS VARY, PROBE FOR AVERAGE PER WEEK.]

DADHOURS WEEKLY HOURS (GO TO PWINTRO)

PV9. (Have you/Has he) been actively looking for work in the past 4 weeks?

YES..... 1 (GO TO PV10)
DADLOOK NO 2 (GO TO PV11)

PV10. What (have you/has he) been doing in the past 4 weeks to find work?
 [CODE ALL THAT APPLY.]

DADPUBL CHECKED WITH PUBLIC EMPLOYMENT AGENCY..... 1
DADPRIV CHECKED WITH PRIVATE EMPLOYMENT AGENCY..... 2
DADEMP CHECKED WITH EMPLOYER DIRECTLY OR
 SENT RESUME 3
DADREL CHECKED WITH FRIENDS OR RELATIVES..... 4
DADANSAD PLACED OR ANSWERED ADS/SENT RESUME 5
DADREAD READ WANT ADS 6
DADOTHER SOMETHING ELSE..... 91
DADOTHOS/R SPECIFY _____

*If PV10 = 1 through 5 (looking for work), go to PWINTRO.
 Else, go to PV11.*

PV11. What (were you/was he) doing most of last week? Would you say...

Keeping house or caring for children, 1
DADACTY Going to school, 2
 Retired, 3
 Unable to work, or 4
 Something else?..... 91
DADACTOS/R What was that? _____

Household Characteristics

The following questions are asked only once per household.

PWINTRO. These last few questions are about your household.

PW1. Do you...

HOWNHOM Own your home, 1
 Rent your home, or 2
 Have some other arrangement? 3

PW2. Besides (PHONE NUMBER), do you have other telephone numbers in your household?

HOTHNUM YES..... 1 (GO TO PW3)
 NO 2 (GO TO PW4)
 NOT MY NUMBER..... 3 (GO TO BOX)

If PW2 = 3 (not my number), ask for number reached and record explanation of discrepancy between phone numbers in comments box. Then, ask PW2 again with new number.

PW3. How many of these additional telephone numbers are for home use?

HNUMUSE NUMBER

PW4. So that we can group households geographically, may I have your ZIP code?

HZIPCODE/R ZIP CODE

If NUMKID20 ≥ 1

PW5. In the past 12 months, has your family received funds or services from any of the following programs? How about...

| | | YES | NO |
|----------------|---|-----|----|
| HWIC | a. Women, Infants, and Children, or WIC? | 1 | 2 |
| HFOODST | b. Food Stamps? | 1 | 2 |
| HAFDC | c. Temporary Assistance to Needy Families, AFDC, or your state welfare program? | 1 | 2 |

PW6. In studies like this, households are sometimes grouped according to income. What was the total income of all persons in your household over the past year, including salaries or other earnings, interest, retirement, and so on for all household members?

Was it...

HINCMRNG

| | | |
|---------------------------|---|--------------|
| \$25,000 or less, or..... | 1 | (READ SET 1) |
| More than \$25,000? | 2 | (READ SET 2) |

Was it...

HINCOME

| | |
|--------------------------------|----|
| [SET 1] | |
| \$5,000 or less..... | 1 |
| \$5,001 to \$10,000 | 2 |
| \$10,001 to \$15,000 | 3 |
| \$15,001 to \$20,000, or | 4 |
| \$20,001 to \$25,000? | 5 |
| [SET 2] | |
| \$25,001 to \$30,000 | 6 |
| \$30,001 to \$35,000 | 7 |
| \$35,001 to \$40,000 | 8 |
| \$40,001 to \$50,000 | 9 |
| \$50,001 to \$75,000, or | 10 |
| Over \$75,000? | 11 |

*Ask PW60V if
 (Number in HH = 2 and HINCOME <= 3) or
 (Number in HH = 3 and HINCOME <= 3) or
 (Number in HH = 4 and HINCOME <= 4) or
 (Number in HH = 5 and HINCOME <= 4) or
 (Number in HH = 6 and HINCOME <= 5) or
 (Number in HH = 7 and HINCOME <= 5) or
 (Number in HH = 8 and HINCOME <= 6) or
 (Number in HH >= 9 and HINCOME <= 7).
 Else, go to CLOSE2.*

PW60V. What was your total household income last year, to the nearest thousand?

HINCMEXT

AMOUNT\$,

CLOSE1. Thank you, but we are only asking about children in a specific age or grade range.

CLOSE2_1. (Delete "Thank you,") Those are all the questions I have about (CHILD). Please hold on for a moment while I check to see if there is anyone else I need to ask about. [THANK RESPONDENT]

CLOSE2_2. (Delete "Thank you,") Those are all the questions I have about (CHILD). After I have checked to see if there is another interview for you, may I interview (CHILD) briefly about (his/her) educational experiences?

- 1. YES, PERMISSION GRANTED
- 2. NO, PERMISSION REFUSED

[RECORD RELATIONSHIP/NAME OF PERSON GIVING PERMISSION FOR YOUTH INTERVIEW AND ANY SPECIAL CONDITIONS ON NEXT SCREEN]

NHES:1999 YOUTH INTERVIEW

| Section | Page |
|--|-------------|
| YA School Environment | A-65 |
| YB Family Environment..... | A-66 |
| YC Activities that Promote or Indicate Personal Responsibility | A-67 |
| YD Service Activities | A-68 |
| YE Activities that Promote Civic Involvement | A-70 |
| YE <i>Information About Politics and National Issues</i> | A-70 |
| YE <i>Political Attitudes and Knowledge</i> | A-71 |
| YF Plans for Postsecondary Education | A-74 |
| YG Additional Items on Service Activities..... | A-79 |

NHES:1999 Youth Interview

School Environment

YAINTRO. Hello, this is (INTERVIEWER). I'm calling for the U.S. Department of Education. We are asking students across the country to volunteer to participate in a study about their education. It takes about 10 minutes. There are no right or wrong answers. We are interested in your own opinion, and your answers will be kept private.

*If PATH=H, go to YBINTR0.
Else, ask YA1.*

YA1. First, I'd like your opinion about your school. Please tell me whether you strongly agree, agree, disagree, or strongly disagree with the following statements:

| | | SA | A | D | SD |
|-----------------|--|----|---|---|----|
| <i>FECHALNG</i> | a. I am challenged at school..... | 1 | 2 | 3 | 4 |
| <i>FEENJOY</i> | b. I enjoy school..... | 1 | 2 | 3 | 4 |
| <i>FETEADIS</i> | c. My teachers maintain good discipline in the classroom..... | 1 | 2 | 3 | 4 |
| <i>FERESPCT</i> | d. In my school, most students and teachers respect each other..... | 1 | 2 | 3 | 4 |
| <i>FEPRIDIS</i> | e. The principal and assistant principal maintain good discipline at my school | 1 | 2 | 3 | 4 |
| <i>FELISTEN</i> | f. In my school, the opinions of the students are listened to | 1 | 2 | 3 | 4 |

YA2. Do your friends at school think it is very important, somewhat important, not too important, or not at all important to work hard for good grades?

SEWORKOK

| | |
|----------------------------|---|
| VERY IMPORTANT | 1 |
| SOMEWHAT IMPORTANT..... | 2 |
| NOT TOO IMPORTANT..... | 3 |
| NOT AT ALL IMPORTANT | 4 |

YA3. Do your friends at school think it is very important, somewhat important, not too important, or not at all important to behave in school?

SEBEHVOK

| | |
|----------------------------|---|
| VERY IMPORTANT | 1 |
| SOMEWHAT IMPORTANT..... | 2 |
| NOT TOO IMPORTANT..... | 3 |
| NOT AT ALL IMPORTANT | 4 |

NOTE: Response categories shown in mixed upper and lower cases are read to the respondent by the interviewer. Those shown in uppercase are not read. Response categories in italics were added from "other, specify" responses.

Variables designed by /R appear on the restricted file only.

Family Environment

YBINTRO (First/Next), I have some questions about family rules and activities.

YB1. Does your family have any rules for you about...

| | | YES | NO |
|-----------------|--|-----|----|
| FERBED | a. [GRD/EQ 6-8] What time you go to bed on school nights? | 1 | 2 |
| FERSCHNT | b. [GRD/EQ 9-12] What time you have to be home on school nights? | 1 | 2 |
| FERHMWRK | c. Doing your homework? | 1 | 2 |
| FERTVTIM | d. Rules about the amount of time you are allowed to watch television? | 1 | 2 |
| FERTVPRG | e. Rules about what television programs you are allowed to watch? | 1 | 2 |

YB2. (Do/Does) ((your parents)/(your mother/stepmother/foster mother/father/stepfather/foster father/grandmother/grandfather/aunt/uncle/cousin)/(ADULT RESPONDENT)/(and mother/ step-mother/foster mother/father/stepfather/foster father/grandmother/grandfather/aunt/uncle/ cousin) (or (the) other adult(s) in your household))...

| | | OFTEN | SOME- TIMES | HARDLY EVER |
|-----------------|---|-------|----------------|----------------|
| FEFAMDEC | a. Talk over important family decisions with you often, sometimes, or hardly ever? | 1 | 2 | 3 |
| FEYRSIDE | b. Listen to your side of an argument often, sometimes, or hardly ever? | 1 | 2 | 3 |
| FERULES | c. Let you have a say in making up rules that concern you often, sometimes, or hardly ever? | 1 | 2 | 3 |

YB3. In the past month, that is, since (MONTH) (DAY), has anyone in your family done the following things with you?

| | | YES | NO |
|-----------------|--|-----|----|
| FELIBRAY | a. Visited a library? | 1 | 2 |
| FEMUSEUM | b. Visited an art gallery, museum, or historical site? | 1 | 2 |
| FEZOO | c. Visited a zoo or aquarium? | 1 | 2 |

Activities that Promote or Indicate Personal Responsibility

YCINTRO. Next I'd like to ask you about (activities that students can do in school, and then I'll ask you about) some activities outside of school.

If PATH=H, go to YC4.

YC1. First, does your school have a student government?

PRSTUGOV YES 1 (GO TO YC2)
 NO 2 (GO TO YC3)

YC2. This school year, have you served as an officer or representative, run for office, or worked on a campaign for your student government?

PRREPGOV YES 1
 NO 2

YC3. During this school year, have you participated in any (other) school activities such as sports teams, safety patrol, or school clubs?

PRSCHACT YES 1
 NO 2
 SCHOOL DOES NOT OFFER ANY 3

YC4. During this school year, have you participated in any activities outside of school, such as music lessons, scouting, church or temple youth group, or organized team sports like soccer?

PRGRPACT YES 1
 NO 2

YC5. During this school year, have you worked at a job for pay, for example, in a restaurant or babysitting?

PRWORK YES 1 (GO TO YC6)
 NO 2 (GO TO YC7)

YC6. On average, how many hours do you work each week during the school year?

PRWRKHRS HOURS PER WEEK (GO TO YDINTRO)

YC7. Did you try to find a job during this school year?

PRLOOK YES 1
 NO 2

Service Activities

YDINTRO. Now I would like to ask you about community service or volunteer activity in your school or community. This includes ongoing activities like tutoring other students, visiting senior citizens, and so on, but does not include work for pay. It might be something done through your school, through your church or synagogue, or on your own.

YD1. During this school year, have you participated in any community service activity or volunteer work at your school or in your community?

SACTY

YES..... 1
NO 2

If YD1=1 (participated) go to YD2. Else, if YD1=2 (did not participate) and PATH=H, go to YE1. Else, if YD1=2 (did not participate) and PATH=M or S, go to YD8.

YD2. Please tell me what your service activities were this school year.

**SASPEC1/R-
SASPEC3/R**

FIRST ACTIVITY _____
SECOND ACTIVITY _____
THIRD ACTIVITY _____

Ask YD3 through YD6 for up to three activities.

YD3. Are you participating in (ACTIVITY) now?

**SANOW1-
SANOW3**

YES..... 1
NO 2

YD4. (Do you/Did you) do (ACTIVITY) on a regular basis, or only once or twice?

**SAREG1-
SAREG3**

REGULAR BASIS 1
ONCE OR TWICE 2

If YD4=1 (regular activity), go to YD5. Else, if there is another activity in YD2, ask YD3 about next activity. Else, go to box after YD6OV.

YD5. During this school year, how many weeks (have you participated/did you participate) in (ACTIVITY)?

**SAWKS1-
SAWKS3
SAWKSOS1/R-
SAWKSOS3/R**

NUMBER GIVEN 1 (GO TO YD5OV)
SINCE BEGINNING OF SCHOOL YEAR 2 (GO TO YD6)
OTHER 91 (GO TO YD6)
SPECIFY _____

YD5OV.
SAWKSNU1-

NUMBER OF WEEKS
[CODE FRACTION TO NEAREST WHOLE NUMBER.]

YD6. During the weeks you (have done/did) (ACTIVITY), how many hours per week did you do it?

**SAHRS1-
SAHRS3** NUMBER GIVEN 1 (GO TO YD6OV)
OTHER 91 (GO TO 1ST BOX AFTER
YD60V)

**SAHRSOS1/R-
SAHRSOS3
YD6OV.
SAHRSNU1-
SAHRSNU3** SPECIFY _____
NUMBER OF HOURS PER WEEK.....
[CODE FRACTION TO NEAREST WHOLE NUMBER.]

*If there is another activity, go to YD3.
Else, go to next box.*

If PATH=H, go to YE1.

YD7. (Is/Was) (any of) your community service activity this year arranged or offered by your school?
SAARRYOU

YES 1 (AUTOCODE YD8=1
AND GO TO YD9)
NO 2 (GO TO YD8)

YD8. Does your school arrange or offer any service activities that students can participate in?
SAARRSER

YES 1
NO 2

YD9. Is participation in a service activity required for students in your school, for example, do all students have to do a certain number of hours of community service before graduating?
SAREQSER

YES 1
NO 2

If YD1=1 (participated in a service activity) and YD9=1 (service activity required by the school), ask YD10. Else, if YD1=1 (participated in a service activity) and YD9=2 (service activity not required by the school), go to YD11. Else, if YD1=2 (did not participate in a service activity), go to YE1.

YD10. (Is/Was) your participation in any service activity this school year required by your school?
SAREQYOU

YES 1
NO 2

YD11. (Do you/Did you) have a chance to talk about your service experience in class or in a group session with other students?
SATALK

YES 1
NO 2

YD12. (Are you/Were you) required to keep a journal or write an essay about your service experience for class?

SAJOURNAL

YES..... 1
NO 2

YD13. (Does/Did) your service activity contribute toward your grade in any class?

SAGRADE

YES..... 1
NO 2

Activities that Promote Civic Involvement

Information About Politics and National Issues

YE1. Now I have some questions about the national news. This means, for example, news about what is happening in Congress, what the President is doing, or what political candidates are saying. How often do you read about the national news in a newspaper or newsmagazine like *Newsweek*, *Time*, or *U.S. News and World Report*? Would you say...

CYRDNEWU
Almost every day, 1
At least once a week, 2
At least once a month, or 3
Hardly ever? 4

YE2. How often do you watch the national news on television or listen to the national news on the radio? Would you say...

CYWATCHU
Almost every day, 1 (GO TO YE3)
At least once a week, 2 (GO TO YE3)
At least once a month, or 3 (GO TO YE3)
Hardly ever? 4 (GO TO YE4)

YE3. During the past week, did you watch or listen to the national news with ((your parents) (your mother/stepmother/foster mother/father/stepfather/foster father/grandmother/grandfather/aunt/uncle/cousin)/(ADULT RESPONDENT)) (or mother/ stepmother/foster mother/father/stepfather/ foster father/grandmother/grandfather/aunt/ uncle/cousin) (or (the) other adult(s) in your household))?

CYNEWSHH
YES..... 1
NO 2

YE4. Thinking about the current school year, how often do you usually talk about politics or national issues with ((your parents) (your mother/stepmother/foster mother/father/stepfather/foster father/grandmother/grandfather/aunt/ uncle/cousin)/(ADULT RESPONDENT)) (or mother/ stepmother/foster mother/father/stepfather/ foster father/grandmother/grandfather/aunt/ uncle/cousin) (or (the) other adult(s) in your household))? Would you say...

CYISTALK
Almost every day, 1
At least once a week, 2
At least once a month, or 3
Hardly ever? 4

Political Attitudes and Knowledge

If PATH=S or [PATH=H and (GRADE or GRADEEQ=9-12) or (GRADEEQ=U and AGE98≥14)], go to YE5. Else, go to YE10.

YE5. Now I'd like your opinion on some things. There are no right or wrong answers.

| | | | YES | NO |
|-----------------|----|--|-----|----|
| CYCOMPLI | a. | People might say, "Politics and government seem so complicated that a person like me can't really understand what's going on." Is this true for you? | 1 | 2 |
| CYFAMSAY | b. | Also, people might say, "My family doesn't have <u>any</u> say in what the federal government does." Is this true for your family? | 1 | 2 |
| CYAGNST | c. | If a person wanted to make a speech in your community against churches and religion, should he or she be allowed to speak? | 1 | 2 |
| CYBOOK | d. | Suppose a book that most people disapproved of was written, for example, saying that it was all right to take illegal drugs. Should a book like that be kept <u>out</u> of a public library? | 1 | 2 |

YE6. Suppose you wanted to write a letter to someone in the government about something that concerned you. Do you feel that you could write a letter that clearly gives your opinion?

| | | | |
|-----------------|--|-----------|---|
| | | YES | 1 |
| CYLETTER | | NO | 2 |

YE7. Imagine you went to a community meeting and people were making comments and statements. Do you think you could make a comment or a statement at a public meeting?

| | | | |
|--------------|--|---|---|
| | | YES | 1 |
| CYMTG | | NO | 2 |
| | | DEPENDS ON MEETING, DEPENDS ON ISSUE, ETC. | 3 |
| | | WOULD NEVER WANT TO MAKE A STATEMENT | 4 |

If telephone number ends with an odd number, ask YE8. Else, ask YE9.

YE8. Now, here are a few questions about the government in Washington. Many people don't know the answers to these questions, so if there are some you don't know, just tell me and we will go on. [BEGIN WITH RANDOM START.]

| | | | |
|-------------|--|---|---|
| | | a. What job or political office is now held by Al Gore? | |
| CYVP | | VICE PRESIDENT | 1 |
| | | ANOTHER ANSWER | 2 |
| | | DON'T KNOW | 3 |
| | | REFUSED TO ANSWER | 4 |

- b. Whose responsibility is it to determine if a law is constitutional or not...is it the President, the Congress, or the Supreme Court?

CYLA

| | |
|-------------------------|---|
| SUPREME COURT | 1 |
| PRESIDENT | 2 |
| CONGRESS | 3 |
| ANOTHER ANSWER | 4 |
| DON'T KNOW | 3 |
| REFUSED TO ANSWER | 4 |

- c. Which party now has the most members in the House of Representatives in Washington?

CYHOUSE

| | |
|-------------------------|---|
| REPUBLICAN PARTY | 1 |
| DEMOCRATIC PARTY | 2 |
| ANOTHER ANSWER | 3 |
| DON'T KNOW | 3 |
| REFUSED TO ANSWER | 4 |

- d. How much of a majority is required for the U.S. Senate and House to override a presidential veto?

CYVETO

| | |
|--|---|
| TWO-THIRDS/67 PERCENT/67 OR MORE SENATORS AND 291 OR MORE MEMBERS OF THE HOUSE | 1 |
| ANOTHER ANSWER | 2 |
| DON'T KNOW | 3 |
| REFUSED TO ANSWER | 4 |

- e. Which of the two major parties is more conservative at the national level?

CYCONSRV

| | |
|-------------------------|---|
| REPUBLICAN PARTY | 1 |
| DEMOCRATIC PARTY | 2 |
| ANOTHER ANSWER | 3 |
| DON'T KNOW | 3 |
| REFUSED TO ANSWER | 4 |

YE9. Here are a few questions about the government in Washington. Many people don't know the answers to these questions, so if there are some you don't know, just tell me and we will go on. [BEGIN WITH RANDOM START.]

- a. What job or political office is now held by Al Gore?

CYVP

| | |
|-------------------------|---|
| VICE PRESIDENT | 1 |
| ANOTHER ANSWER | 2 |
| DON'T KNOW | 3 |
| REFUSED TO ANSWER | 4 |

- b. Whose responsibility is it to nominate judges to the federal courts...the President, the Congress, or the Supreme Court?

CYJUDGE

| | |
|-------------------------|---|
| PRESIDENT | 1 |
| CONGRESS | 2 |
| SUPREME COURT | 3 |
| ANOTHER ANSWER | 4 |
| DON'T KNOW | 3 |
| REFUSED TO ANSWER | 4 |

CYSENATE

c. Which party now has the most members in the U.S. Senate?

REPUBLICAN PARTY 1
 DEMOCRATIC PARTY 2
 ANOTHER ANSWER 3
 DON'T KNOW 3
 REFUSED TO ANSWER 4

CYCONST

d. What are the first ten amendments to the U.S. Constitution called?

BILL OF RIGHTS 1
 ANOTHER ANSWER 2
 DON'T KNOW 3
 REFUSED TO ANSWER 4

CYDFENS

e. Which of the two major parties is in favor of the larger defense budget?

REPUBLICAN PARTY 1
 DEMOCRATIC PARTY 2
 ANOTHER ANSWER 3
 DON'T KNOW 3
 REFUSED TO ANSWER 4

YE10. During this school year, have you had any courses that required you to pay attention to government, politics, or national issues?

YES 1
CYCRSE NO 2

YE11. Last year, did you have any courses that required you to pay attention to government, politics, or national issues?

YES 1
CYCRSLST NO 2

If YE10 or YE11=1 (courses about government, politics, or national issues), ask YE12. Else, go to YE13.

YE12. As a result of these courses (at school), would you say your interest in things like politics and national issues increased...

A good deal, 1
CYINTRST Some, or 2
 Not much at all?..... 3

YE13. During this school year, have you done any of the following things in any class (at school)...

| | | YES | NO |
|-----------------|---|-----|----|
| CYSCHLET | a. Written a letter to someone you did not know? | 1 | 2 |
| CYCHSPE | b. Given a speech or an oral report? | 1 | 2 |
| CYCHDEB | c. Taken part in a debate or discussion in which you had to persuade others about your point of view? | 1 | 2 |

Plans for Postsecondary Education

YF1. Thinking about the future, do you think you will...
[AT FIRST NO, GO TO NEXT BOX]

| | | YES | NO |
|-----------------|---|-----|----|
| FCPOSTHS | a. Attend school after high school? | 1 | 2 |
| FCGRADCO | b. Graduate from a 4-year college?..... | 1 | 2 |

If YF1a NE 1 (will not attend school after high school), go to YF19. Else, if YF1b=1 (will graduate from a 4-year college), go to YF2. Else, go to box after YF2.

YF2. Will you start your college education at a 2-year school or a 4-year school, or have you not thought about this yet?

| | | |
|----------------|--------------------------------------|---|
| | 2-YEAR SCHOOL | 1 |
| | 4-YEAR SCHOOL | 2 |
| YSSTART | HAVEN'T THOUGHT ABOUT THIS YET | 3 |

If PATH=H, ask YF3 and go to box before YF4. Else, ask YF3 and YF3OV.

YF3. Students begin to talk about future education at different ages. This school year, have you discussed the academic requirements for college or vocational school after high school with ((your parents)/(your mother/ stepmother/foster mother/father/ stepfather/foster father/grandmother/grandfather/aunt/uncle/ cousin)/(ADULT RESPONDENT)/(or mother/ step-mother/ foster mother/father/ stepfather/ foster father/grandmother/ grandfather/aunt/ uncle/cousin) (or (the) other adult(s) in your household))?

| | | |
|-----------------|----------|---|
| | YES..... | 1 |
| YSREQFAM | NO | 2 |

YF3OV. How about with a teacher or counselor at school?

| | | |
|-----------------|----------|---|
| | YES..... | 1 |
| YSREQTEA | NO | 2 |

If PATH=S or [PATH=H and (GRADE or GRADEEQ=9-12) or (GRADEEQ=U and AGE98≥14)], ask YF4. Else, go to box before YF5.

YF4. Have you taken any tests for college admission, such as the PSAT, SAT, or ACT?

| | | |
|---------------|----------|---|
| | YES..... | 1 |
| YSTEST | NO | 2 |

If PATH=H, ask YF5 and go to box before YF6. Else, ask YF5 and YF5OV.

YF5. This school year, have you discussed with ((your parents)/(your mother/ stepmother/foster mother/father/ stepfather/foster father/grandmother/grandfather/aunt/uncle/ cousin)/(ADULT RESPONDENT)/(or mother/ step-mother/ foster mother/father/ stepfather/ foster father/grandmother/ grandfather/aunt/ uncle/cousin) (or (the) other adult(s) in your household)) which colleges or vocational schools you would like to attend after high school?

YES 1
 NO 2

YSATTFAM

YF5OV. How about with a teacher or counselor at school?

YES 1
 NO 2

YSATTEA

If YF1b=1 (will graduate from a 4-year college) and YF2=1 (will start at a 2-year college), or if YF1b NE1, go to YF12. Else, if YF1b=1 and YF2= 2 (will start at a 4-year college), go to YF6. Else, go to YF11.

YF6. Are you more likely to attend a public or private 4-year college, or have you not thought about this yet?

PUBLIC1 (GO TO YF7)
 PRIVATE2 (GO TO BOX BEFORE YF8)
 HAVEN'T THOUGHT ABOUT THIS.....3 (GO TO YF11)

YSCOLTYP

YF7. Are you more likely to attend an in-state or out-of-state public college, or have you not thought about this yet?

IN-STATE1 (GO TO BOX BEFORE YF8)
 OUT-OF-STATE.....2 (GO TO BOX BEFORE YF8)
 HAVEN'T THOUGHT ABOUT THIS.....3 (GO TO YF11)

YSCOLST

If PATH=S or [PATH=H and (GRADE or GRADEEQ=9-12) or (GRADEEQ=U and AGE98≥14)], ask YF8. Else, go to YF10.

YF8. Have you gotten information about the cost of tuition and mandatory fees at a specific (in-state public/out-of-state public/private) college?

YES1 (GO TO YF9)
 NO2 (GO TO YF10)

YSCOLTUI

YF9. What is the cost of 1 year's tuition and mandatory fees at that college?

AMOUNT\$□□,□□□ (GO TO YF9OV)

YSCOLAMT

YF9OV. Is that tuition and mandatory fees only, or does that also include other fees such as room and board?

TUITION & MANDATORY FEES ONLY1 (GO TO BOX BEFORE YF17)
 TUITION, MANDATORY FEES, & OTHER FEES2 (GO TO BOX BEFORE YF17)

YSCOLINC

YF10. Do you think you could or could not give a fairly accurate estimate of the cost of 1 year's tuition and mandatory fees at (an in-state public/an out-of-state public/a private) college that you might attend?

YSCESTUI COULD.....1 (GO TO YF10OV1)
 COULD NOT.....2 (GO TO BOX BEFORE YF17)

YF10OV1. About how much would that be?

YSCESAMT AMOUNT\$, (GO TO YF10OV2)

YF10OV2. Is that tuition and mandatory fees only, or does that also include other fees such as room and board?

YSCESINC TUITION & MANDATORY FEES ONLY1 (GO TO BOX BEFORE YF17)
 TUITION, MANDATORY FEES, & OTHER FEES2 (GO TO BOX BEFORE YF17)

YF11. Do you think you could or could not give a fairly accurate estimate of the average cost of 1 year's tuition and mandatory fees at a public 4-year college in your state?

YS4YRTUI COULD.....1 (GO TO YF11OV1)
 COULD NOT.....2 (GO TO BOX BEFORE YF17)

YF11OV1. About how much would that be?

YS4YRAMT AMOUNT\$, (GO TO YF11OV2)

YF11OV2. Is that tuition and mandatory fees only, or does that also include other fees such as room and board?

YS4YRINC TUITION & MANDATORY FEES ONLY1 (GO TO BOX BEFORE YF17)
 TUITION, MANDATORY FEES, & OTHER FEES2 (GO TO BOX BEFORE YF17)

YF12 Are you more likely to attend a vocational or technical school, a 2-year community college, a junior college, some other type of school, or have you not thought about this yet?

YSOHTYP VOCATIONAL/TECHNICAL SCHOOL1 (GO TO BOX BEFORE YF13)
 2-YEAR COMMUNITY COLLEGE2 (GO TO BOX BEFORE YF13)
 JUNIOR COLLEGE3 (GO TO BOX BEFORE YF13)
 HAVEN'T THOUGHT ABOUT THIS.....4 (GO TO YF16)
YSOHTOS OTHER SCHOOL91 (GO TO BOX BEFORE YF13)
 SPECIFY _____

*If PATH=S or [PATH=H and (GRADE or GRADEEQ=9-12) or (GRADEEQ=U and AGE98≥14)], ask YF13
 Else, go to YF15*

YF13 Have you gotten information about the cost of tuition and mandatory fees at a specific (vocational or technical school/2-year community college/junior college/school)?

YSOHTUI YES.....1 (GO TO YF14)
 NO2 (GO TO YF15)

YF14 What is the cost of 1 year's tuition and mandatory fees at that school?

YSOTHAMT AMOUNT\$□□,□□□ (GO TO YF14OV)

YF14OV. Is that tuition and mandatory fees only, or does that also include other fees such as room and board?

YSOTHINC TUITION & MANDATORY FEES ONLY1 (GO TO BOX BEFORE YF17)
TUITION, MANDATORY FEES, & OTHER FEES2 (GO TO BOX BEFORE YF17)

YF15. Do you think you could or could not give a fairly accurate estimate of the cost of 1 year's tuition and mandatory fees at a (vocational or technical school/2-year community college/junior college/school) in your state that you might attend?

YSOESTUI COULD.....1 (GO TO YF15OV1)
COULD NOT.....2 (GO TO BOX BEFORE YF17)

YF15OV1. About how much would that be?

YSOESAMT AMOUNT\$□□,□□□ (GO TO YF15OV2)

YF15OV2. Is that tuition and mandatory fees only, or does that also include other fees such as room and board?

YSOESINC TUITION & MANDATORY FEES ONLY1 (GO TO BOX BEFORE YF17)
TUITION, MANDATORY FEES, & OTHER FEES2 (GO TO BOX BEFORE YF17)

YF16. Do you think you could or could not give a fairly accurate estimate of the average cost of 1 year's tuition and mandatory fees at a 2-year community college in your state?

YS2YRTUI COULD.....1 (GO TO YF16OV1)
COULD NOT.....2 (GO TO BOX BEFORE YF17)

YF16OV1. About how much would that be?

YS2YRAMT AMOUNT\$□□,□□□ (GO TO YF16OV2)

YF16OV2. Is that tuition and mandatory fees only, or does that also include other fees such as room and board?

YS2YRINC TUITION & MANDATORY FEES ONLY1 (GO TO BOX BEFORE YF17)
TUITION, MANDATORY FEES, & OTHER FEES2 (GO TO BOX BEFORE YF17)

*If PATH=H, ask YF17 and go to YF18.
Else, ask YF17 and YF17OV.*

YF17. This school year, have you talked with ((your parents)/(your mother/ stepmother/foster mother/father/ stepfather/foster father/grandmother/grandfather/aunt/uncle/ cousin)/(ADULT RESPONDENT)/(or mother/ step-mother/ foster mother/father/ stepfather/ foster father/grandmother/ grandfather/aunt/ uncle/cousin) (or (the) other adult(s) in your household)) about the cost of education after high school?

YSCOSFAM YES 1
NO 2

YF17OV. How about with a teacher or counselor at school?

YSCOSTEA YES 1
NO 2

*If PATH=H, ask YF18 and go to box before YGINTRO.
Else, ask YF18 and YF18OV.*

YF18. This school year, have you talked with ((your parents)/(your mother/ stepmother/foster mother/father/ stepfather/foster father/grandmother/grandfather/aunt/uncle/ cousin)/(ADULT RESPONDENT)/(or mother/ step-mother/ foster mother/father/ stepfather/ foster father/grandmother/ grandfather/aunt/ uncle/cousin) (or (the) other adult(s) in your household)) about financial aid for education after high school?

YSAIDFAM YES 1
NO 2

YF18OV. How about with a teacher or counselor at school?

YSAIDTEA YES 1
NO 2

Go to box before YGINTRO.

YF19. There are many reasons why young people decide not to attend school after high school. What is your main reason?

YNOTREA COST TOO HIGH/CANNOT AFFORD 1
NEEDS/WANTS TO WORK 2
POOR GRADES/UNABLE TO GET IN 3
NOT INTERESTED/TIRED OF GOING TO SCHOOL/
BORED WITH SCHOOL/DISLIKES SCHOOL 4
HAS A DISABILITY (PHYSICAL/LEARNING/EMOTIONAL) 5
JOINING THE MILITARY 6
NOT SURE OF FUTURE PLANS 7
OTHER 91
YNOTROS/R SPECIFY _____

Additional Items on Service Activities

If YD1 = 1 (participated in a service activity) and youth is sampled for followup questions, go to YGINTRO. Else, go to CLOSE.

YGINTRO. Finally, I would like to ask you a bit more about your community (service activity/service activities) during this school year.

Ask YG1 through YG8 for up to three activities.

YG1. Earlier you said that you participated in (SERVICE ACTIVITY) as community service or volunteer work. Please describe in one sentence the work you did.

[INTERVIEWER, PROBE FOR TYPE OF WORK, NOT JUST PLACE OF WORK. E.G., What kind of work did you do to help the homeless? OR What did you do when you went to the nursing home? WE WANT TO RECORD THE SPECIFIC ACTIVITY HERE.]

SADESC1 [1-3]/R
SADESC2 [1-3]/R

YG2. Did you receive any money or gifts in exchange for doing this?

SAPYMT1-3 YES 1
 NO 2

YG3. Did you do (SERVICE ACTIVITY) on your own or was it arranged or organized by...

SAARNG1-3 A school, 1
 A church or synagogue, 2
 A youth organization, such as Boy or Girl Scouts,
 a sports league, or 4-H clubs, 3
 An environmental organization, 4
 An animal rights or protection organization, 5
 Another type of community organization, or 6
 A judge or court order? 7
 ARRANGED ON OWN 8
 ARRANGED BY PARENTS/OTHER RELATIVES/FRIENDS 9
 OTHER 91
SAAROS1-3/R SPECIFY _____

YG4. Now, I'd like to ask who you helped the most by (SERVICE ACTIVITY). I will read a short list for you to choose from. Was it...

SAHELP1-3 People, such as other students or the elderly, 1
 An organization such as a school, church, community
 or political organization, 2
 The environment or nature, or 3
 Animals? 4
 OTHER 91
SAOTOS1-3/R SPECIFY _____

If YG4=1, go to YG5. Else, go to box before CLOSE.

YG5. Were the people you helped the most children or students, adults, or the elderly?
[CODE ALL THAT APPLY] [DO NOT PROBE FOR ADDITIONAL CATEGORIES.]

| | | |
|-------------------|----------------------------|---|
| SAHCIL1-3 | CHILDREN OR STUDENTS | 1 |
| SAHADLT1-3 | ADULTS | 2 |
| SAHELDL1-3 | ELDERLY | 3 |

YG6. Were the people you helped the most close family members or close friends?

| | | |
|------------------|-----------|---|
| SARELA1-3 | YES | 1 |
| | NO | 2 |

YG7. Was (ACTIVITY) organized to help people who are poor, hungry, or homeless?

| | | |
|------------------|-----------|---|
| SAPOOR1-3 | YES | 1 |
| | NO | 2 |

YG8. Was it organized to help people who have a disability?

| | | |
|------------------|-----------|---|
| SADISB1-3 | YES | 1 |
| | NO | 2 |

If there is another activity in YD2, ask YG1 about next activity. Else, go to CLOSE.

CLOSE. Thank you very much. Those are all the questions I have. Please hold on for a moment while I check to see if there is anyone else I need to speak with.

NHES:1999 ADULT EDUCATION INTERVIEW

Section

| | Page |
|---|-------------|
| AA Initial Background..... | A-83 |
| AB English as a Second Language | A-86 |
| AC Basic Skills and GED Preparation | A-90 |
| AD Credential Programs | A-94 |
| AE Apprenticeship Programs..... | A-97 |
| AF Career– or Job–Related Courses | A-98 |
| AG Personal Interest/Development Courses | A-100 |
| AH General Information about Educational Activities | A-102 |
| AI Literacy Activities and Community Involvement | A-104 |
| AJ Remaining Background..... | A-105 |
| AK Household Characteristics | A-110 |

NHES:1999 Adult Education Interview

AEINTRO1. [READ IF RESPONDENT WAS NOT SCREENER RESPONDENT: Hello, this is (INTERVIEWER). I'm calling for the U.S. Department of Education. We are conducting a voluntary and confidential national study about educational activities of adults.]

The purpose of this interview is to learn what kinds of educational and community activities adults may take part in. The interview is estimated to take 10 to 15 minutes.

Initial Background

AA1. First, I have a few questions about your background and work experience. What is the highest grade or year of school that you completed?

IBGRADE
IBGRAD1
IBGRAD2

- UP TO 8TH GRADE 1 (ENTER GRADE, GO TO AA2)
- 9TH TO 11TH GRADE 2 (ENTER GRADE, GO TO AA2)
- 12TH GRADE BUT NO DIPLOMA 3 (GO TO AA2)
- HIGH SCHOOL DIPLOMA/EQUIVALENT 4 (GO TO AA3)
- VOC/TECH PROGRAM AFTER HIGH SCHOOL BUT NO VOC/
TECH DIPLOMA 5 (GO TO AA2)
- VOC/TECH DIPLOMA AFTER HIGH SCHOOL 6 (GO TO AA2)
- SOME COLLEGE BUT NO DEGREE 7 (GO TO AA1OV)
- ASSOCIATE'S DEGREE (AA, AS) 8 (GO TO AA2)
- BACHELOR'S DEGREE (BA, BS) 9 (GO TO AA4)
- GRADUATE OR PROFESSIONAL SCHOOL BUT NO DEGREE 10 (GO TO AA4)
- MASTER'S DEGREE (MA, MS) 11 (GO TO AA4)
- DOCTORATE DEGREE (PHD, EDD) 12 (GO TO AA4)
- PROFESSIONAL DEGREE BEYOND BACHELOR'S DEGREE
(MEDICINE/MD; DENTISTRY/DDS; LAW/JD/LLB; ETC.) 13 (GO TO AA4)

AA1OV. Did you earn a vocational or technical diploma after leaving high school?

IBVOCDIP

- YES 1
- NO 2

NOTE: Response categories shown in mixed upper and lower cases are read to the respondent by the interviewer. Those shown in uppercase are not read.

Variables designated by /R appear on the restricted file only. Questions designated by * do not appear on either the public or the restricted data files. They were used for administrative, verification, or coding purposes only.

AA2. Do you have a high school diploma or its equivalent, such as a GED?
IBDIPL

YES 1 (GO TO AA2OV)
 NO 2 (GO TO AA5)

AA2OV. Did you receive your high school diploma or its equivalent in the U.S.?
IBUSDIPL

YES 1
 NO 2

AA3. Did you receive your high school diploma or its equivalent in the past 12 months?
IBDIPLYR

YES 1
 NO 2

AA4. Did you complete your high school requirements through a GED test?
IBGED

YES 1
 NO 2

AA5. During the past week, did you work at a job for pay or income?
IBWORK

YES 1 (AUTOCODE AA7=1 AND GO TO AA8)
 NO 2 (GO TO AA6)
 RETIRED 3 (GO TO AA7)
 DISABLED/UNABLE TO WORK 4 (GO TO AA7)

AA6. Were you on leave or vacation from a job during the past week?
IBLEAVE

YES 1 (AUTOCODE AA7=1 AND GO TO AA8)
 NO 2 (GO TO AA7)

AA7. Did you work at a job for pay or income at any time in the past 12 months?
IBWORK12

YES 1
 NO 2

AA8. About your language background, what was the first language you learned to speak?

IBLANG

- ENGLISH 1 (AUTOCODE AA9=1 AND GO TO AINTRO3)
- SPANISH 2 (GO TO AA9)
- ENGLISH AND SPANISH EQUALLY 3 (GO TO AA9)
- ENGLISH AND ANOTHER LANGUAGE EQUALLY 4 (GO TO AA9)
- SPECIFY _____
- ANOTHER LANGUAGE..... 91 (GO TO AA9)
- SPECIFY _____

IBLANGOS/R

AA9. What language do you speak most at home now?

IBSPEAK

- ENGLISH 1 (GO TO AINTRO3)
- SPANISH 2 (GO TO AA10)
- ENGLISH AND SPANISH EQUALLY 3 (GO TO AA10)
- ENGLISH AND ANOTHER LANGUAGE EQUALLY 4 (GO TO AA10)
- SPECIFY _____
- ((ENGLISH AND) (OTHER LANGUAGE SPECIFIED IN AA8) (EQUALLY)) 5 (GO TO AA10)
- ANOTHER LANGUAGE..... 91 (GO TO AA10)
- SPECIFY _____

IBSPEAOS/R

AA10. How well do you read English? Would you say...

READENGL

- Very well, 1
- Well, 2
- Not well, or 3
- Not at all 4

AA11. How well do you write English? Would you say...

WRITENGL

- Very well, 1
- Well, 2
- Not well, or 3
- Not at all 4

AINTRO3. Now, I'd like to ask you about different kinds of education and training programs, courses, workshops, and seminars you may have taken during the past 12 months. (Please don't include daytime high school programs.)

*If AA9 NE 1 (main language is other than English), ask AB1.
Else, go to box before AC1.*

English as a Second Language

AB1. These first questions are about English as a Second Language only. Please do not include other classes here. During the past 12 months, did you have a tutor or take any classes to learn English as a Second Language?

ESLANG

YES 1.....(GO TO AB2)
NO 2 (GO TO AB14)

AB2 Was this ESL class a part of a college program?

ESCOLL

YES..... 1
NO 2

AB3. What was the main reason you took English as a Second Language classes?
[PROBE: READ LIKELY ANSWERS TO VERIFY IF RESPONDENT'S ANSWER IS NOT CLEAR.]

ESREASON

TO IMPROVE, ADVANCE, OR KEEP UP TO DATE
ON CURRENT JOB..... 1
TO TRAIN FOR A NEW JOB OR A NEW CAREER 2
TO IMPROVE YOUR BASIC READING, WRITING,
OR MATH SKILLS..... 3
TO MEET A REQUIREMENT FOR A DIPLOMA, DEGREE, OR
CERTIFICATE OF COMPLETION..... 4

ESREASO2/R

SPECIFY _____
A PERSONAL, FAMILY, OR SOCIAL REASON..... 5
TO IMPROVE COMMUNICATION SKILLS 6
SOME OTHER MAIN REASON 91

ESREASOS/R

SPECIFY _____

AB4. In the past 12 months, how many weeks did you attend ESL classes?
[DO NOT ROUND. USE DECIMAL IF NEEDED.]

ESWHEN

NUMBER

ESWHENUN

Unit
DAYS 1 (GO TO AB5)
WEEKS 2 (GO TO AB6)
MONTHS 3 (GO TO AB6)
SEMESTER 4 (GO TO AB6)
QUARTER 5 (GO TO AB6)
OTHER 91 (GO TO AB5)

ESWHENOS/R

SPECIFY _____

AB5. How many weeks (did you attend ESL classes/was that)?

ESWKS

WEEKS

AB6. For about how many hours per week did you attend during the time you were going to ESL classes?

ESHRS

HOURS

ESHRSUNT

Unit
PER DAY 1
PER WEEK 2

If Unit=1 (per day), ask AB7. Else, go to box after AB7.

AB7. How many days per week was that?

ESDAYS

DAYS

*If AB2 = 1 (part of a college program), go to box before AC1.
Else, go to AB8.*

AB8. What type of school, organization, or business provided the instruction for your ESL classes?
ESPRTYP [PROBE: USE CATEGORIES TO PROBE IF NECESSARY.]

| | | |
|------------------------|---|----|
| <u>SCHOOL</u> | AN ELEMENTARY SCHOOL, JUNIOR HIGH SCHOOL, OR HIGH SCHOOL | 1 |
| | A 2-YEAR COMMUNITY OR JUNIOR COLLEGE | 2 |
| | A PUBLIC 2-YEAR VOCATIONAL SCHOOL OR TECHNICAL INSTITUTE | 3 |
| | A 4-YEAR COLLEGE OR UNIVERSITY | 4 |
| | A PRIVATE VOCATIONAL, TRADE, BUSINESS, HOSPITAL, OR FLIGHT SCHOOL | 5 |
| | AN ADULT LEARNING CENTER | 6 |
| <u>BUS/ASSO</u> | A BUSINESS OR INDUSTRY | 7 |
| | A PROFESSIONAL ASSOCIATION (INCLUDING LABOR ORGANIZATIONS) | 8 |
| <u>GOVMT</u> | A FEDERAL, STATE, COUNTY, OR LOCAL GOVERNMENT AGENCY | 9 |
| | A PUBLIC LIBRARY | 10 |
| <u>PRIVATE</u> | A PRIVATE COMMUNITY ORGANIZATION (EXCLUDING RELIGIOUS ORGANIZATIONS) | 11 |
| | A CHURCH OR RELIGIOUS ORGANIZATION | 12 |
| | A TUTOR OR PRIVATE INSTRUCTOR | 13 |
| <u>OTHER</u> | SOME OTHER SCHOOL OR ORGANIZATION | 91 |
| ESPRTOS/R | SPECIFY _____ | |

*If AA7 = 2 (not worked in the past 12 months), go to AB12.
 Else, go to AB9.*

AB9. Was the provider of your ESL classes also your employer?
ESPROVEM

| | |
|-----------|---|
| YES | 1 |
| NO | 2 |

AB10. Did your employer...

| | | YES | NO |
|-----------------|---|-----|----|
| ESEMPREQ | a. Require you to take these classes? | 1 | 2 |
| ESEMPWP | b. Give you time off from work with or without pay? | 1 | 2 |
| ESEMPSPA | c. Provide classroom space? | 1 | 2 |
| ESEMPPAY | d. Pay all or part of the cost, including tuition, books, and supplies, and other costs like transportation? | 1 | 2 |

*If AB9 = 1 or any AB10b-d = 1 (employer support) and [AA5=1
 or AA6 = 1 (worked last week or on leave or vacation) or (AA5
 NE1 or AA6 NE1) and AA7 = 1 (worked in the last 12 months
 but did not work last week)], ask AB11. Else, go to AB12.*

AB11. Was the employer who provided this support your (current/most recent) employer?
ESCUREM

YES..... 1
NO 2

AB12. Did you receive instruction for your ESL classes through distance education? Distance education is where instructor and students are not in the same location but communicate through technology, for example, video conferencing or computer technologies.

ESDIST

YES..... 1 (GO TO AB13)
NO 2 (GO TO BOX BEFORE AC1)

AB13. What types of technologies were used for the teacher and students to communicate?
[CODE ALL THAT APPLY.]

ESINTV TELEVISION OR RADIO 1
ESINEMA E-MAIL..... 2
ESINCOM COMPUTER CONFERENCING..... 3
ESINWWW THE INTERNET, SUCH AS THE WORLD WIDE WEB..... 4
ESINSAT SATELLITE BROADCAST (1-WAY VIDEO, 2-WAY AUDIO)..... 5
ESINVID VIDEO CONFERENCING (2-WAY AUDIO AND VIDEO) 6
ESINOTH SOME OTHER WAY 91
ESINOTOS/R SPECIFY _____

Go to box before AC1.

AB14. Have you ever had a tutor to learn English or taken classes to learn English as a Second Language?

ESEVER

YES..... 1
NO 2

Basic Skills and GED Preparation

If AA2 = 2 (no high school diploma) or AA3 = 1 (received high school diploma in the past 12 months) or (AA2OV = 2 and IBGRADE NE 9, 10, 11, 12, 13) (foreign high school diploma and no college degree), then ask AC1. Else, go to AD1.

AC1. (Not including regular daytime high school classes,) During the past 12 months, did you have a tutor or take any classes...

| | | | YES | NO |
|-----------------|----|--|-----|----|
| BSIMPROV | a. | To improve your basic reading, writing, and math skills? | 1 | 2 |
| BSGED | b. | To prepare to take the General Educational Development test, or GED? | 1 | 2 |
| BSHSEQUV | c. | In some other high school equivalency program or adult high school program?..... | 1 | 2 |

If AA3 = 1 (received high school diploma in the past 12 months) and AA4 NE 1 (did not complete high school requirement through GED), go to AC2. Else go to box after AC2.

AC2. Earlier, I recorded that you got your high school diploma in the past 12 months and it was not a GED. Did you get a diploma through regular daytime high school?

| | | | | |
|----------------|--|-----------|---|-------------|
| BSATDAY | | YES | 1 | (GO TO AD1) |
| | | NO | 2 | (GO TO BOX) |

If AC1a-c NE 1 (no basic skills or GED preparation classes), go to box before AC15. Else, go to AC3.

AC3. Were the basic skills or high school completion classes part of a family literacy program, such as Even Start or Head Start?

| | | | | |
|----------------|--|-----------|---|--|
| BSFMLIT | | YES | 1 | |
| | | NO | 2 | |

AC4. What was the main reason you took basic skills or high school completion classes?
 [PROBE: READ LIKELY ANSWERS TO VERIFY IF RESPONDENT'S ANSWER IS NOT CLEAR.]

BSREASON

- TO IMPROVE, ADVANCE, OR KEEP UP TO DATE
 ON CURRENT JOB 1
- TO TRAIN FOR A NEW JOB OR A NEW CAREER 2
- TO IMPROVE YOUR BASIC READING, WRITING,
 OR MATH SKILLS..... 3
- TO MEET A REQUIREMENT FOR A HIGH SCHOOL DIPLOMA
 OR GED 4
- BSREASO2/R** SPECIFY _____
- A PERSONAL, FAMILY, OR SOCIAL REASON..... 5
- TO MEET A REQUIREMENT FOR A DIPLOMA, DEGREE, OR
 CERTIFICATE OTHER THAN A HIGH SCHOOL DIPLOMA
 OR GED 6
- BSREASOS/R** SOME OTHER MAIN REASON 91
- SPECIFY _____

AC5. In the past 12 months, how many weeks did you attend basic skills or high school completion classes?

[DO NOT ROUND. USE DECIMAL IF NEEDED.]

BSWHEN

NUMBER

BSWHENUN

- Unit
- DAYS..... 1 (GO TO AC6)
- WEEKS 2 (GO TO AC7)
- MONTHS 3 (GO TO AC7)
- SEMESTER..... 4 (GO TO AC7)
- QUARTER 5 (GO TO AC7)
- OTHER 91 (GO TO AC6)

BSWHENOS/R

SPECIFY _____

AC6. How many weeks (did you attend basic skills or high school completion classes/was that)?

BSWKS

WEEKS

AC7. For about how many hours per week did you attend during the time you were going to the classes?

BSHRS

HOURS

BSHRSUNT

Unit
 PER DAY 1
 PER WEEK 2

If Unit = 1 (per day), ask AC8. Else, go to AC9.

AC8. How many days per week was that?

BSDAYS

DAYS.....

AC9. What type of school, organization, or business provided the instruction for your basic skills or high school completion classes?

BSPRTYP [PROBE: USE CATEGORIES TO PROBE IF NECESSARY.]

- SCHOOL** AN ELEMENTARY SCHOOL, JUNIOR HIGH SCHOOL,
 OR HIGH SCHOOL 1
- A 2-YEAR COMMUNITY OR JUNIOR COLLEGE 2
- A PUBLIC 2-YEAR VOCATIONAL SCHOOL OR
 TECHNICAL INSTITUTE 3
- A 4-YEAR COLLEGE OR UNIVERSITY 4
- A PRIVATE VOCATIONAL, TRADE, BUSINESS, HOSPITAL,
 OR FLIGHT SCHOOL 5
- AN ADULT LEARNING CENTER 6
- BUS/ASSO** A BUSINESS OR INDUSTRY 7
- A PROFESSIONAL ASSOCIATION (INCLUDING
 LABOR ORGANIZATIONS) 8
- GOVMT** A FEDERAL, STATE, COUNTY, OR LOCAL
 GOVERNMENT AGENCY 9
- A PUBLIC LIBRARY 10
- PRIVATE** A PRIVATE COMMUNITY ORGANIZATION
 (EXCLUDING RELIGIOUS ORGANIZATIONS) 11
- A CHURCH OR RELIGIOUS ORGANIZATION 12
- A TUTOR OR PRIVATE INSTRUCTOR 13
- OTHER** SOME OTHER SCHOOL OR ORGANIZATION 91
- BSPRTOS/R** SPECIFY _____

*If AA7 = 2 (not worked in the past 12 months), go to AC13.
 Else, go to AC10.*

AC10. Was the provider of your basic skills or high school completion classes also your employer?

BSPROVEM

YES 1
 NO 2

| | | | | |
|-----------------|----------------------|--|-----|----|
| AC11. | Did your employer... | | YES | NO |
| BSEMPREQ | a. | Require you to take these classes? | 1 | 2 |
| BSEMPWP | b. | Give you time off from work with or without pay?..... | 1 | 2 |
| BSEMPSPA | c. | Provide classroom space? | 1 | 2 |
| BSEMPPAY | d. | Pay all or part of the cost, including tuition, books, and supplies, and other costs like transportation? | 1 | 2 |

If AC10 = 1 or any AC11b-d = 1 (employer support) and [AA5=1 or AA6=1 (worked last week or on leave or vacation) or (AA5 NE1 or AA6 NE1) and AA7 = 1 (worked in the last 12 months but did not work last week)], ask AC12. Else, go to AC13.

| | |
|----------------|---|
| AC12. | Was the employer who provided this support your (current/most recent) employer? |
| BSCUREM | |
| | YES..... 1 |
| | NO 2 |

AC13. Did you receive instruction for basic skills or high school completion classes through distance education?
 [READ DEFINITION THE FIRST TIME QUESTION IS ASKED: Distance education is where instructor and students are not in the same location but communicate through technology, for example, video conferencing or computer technologies.]

| | | |
|---------------|------------|--------------|
| BSDIST | YES..... 1 | (GO TO AC14) |
| | NO 2 | (GO TO AD1) |

AC14. What types of technologies were used for the teacher and students to communicate?
 [CODE ALL THAT APPLY.]

| | | |
|-------------------|---|----|
| BSINTV | TELEVISION OR RADIO | 1 |
| BSINEMA | E-MAIL..... | 2 |
| BSINCOM | COMPUTER CONFERENCING..... | 3 |
| BSINWWW | THE INTERNET, SUCH AS THE WORLD WIDE WEB..... | 4 |
| BSINSAT | SATELLITE BROADCAST (1-WAY VIDEO, 2-WAY AUDIO)..... | 5 |
| BSINVID | VIDEO CONFERENCING (2-WAY AUDIO AND VIDEO) | 6 |
| BSINOTH | SOME OTHER WAY | 91 |
| BSINOTOS/R | SPECIFY _____ | |

If AC1a-c NE 1 (no basic skills or GED preparation classes), go to AC15. Else, go to AD1.

| | |
|---------------|---|
| AC15. | Have you ever taken basic skills or high school completion classes? |
| BSEVER | |
| | YES..... 1 |
| | NO 2 |

Credential Programs

AD1. (Not including the classes you told us about earlier,) During the past 12 months, did you take any courses that are part of a program leading toward...

| | | YES | NO |
|------------------|---|-----|----|
| CRDEGREE | a. A college or university degree, such as an associate's, bachelor's, or graduate degree?..... | 1 | 2 |
| CRVOC DIP | b. A diploma or certificate from a vocational or technical <u>school</u> after high school or a <u>formal vocational training</u> program | 1 | 2 |

If AD1a-b NE 1(no credential programs), go to AE1. Else, go to AD2.

AD2. In what (type/types) of degree, diploma, or certificate program were you working?
[CODE UP TO 5. CATEGORIES CAN BE ENTERED MORE THAN ONCE FOR MULTIPLE PROGRAMS OF THE SAME PROGRAM TYPE.]

| | | |
|--------------------|--|----|
| CRTYVOC | VOC/TECH DIPLOMA AFTER HIGH SCHOOL, BUT BELOW BACHELOR'S DEGREE | 1 |
| CRTYASC | ASSOCIATE'S DEGREE (AA, AS) | 2 |
| CRTYBCH | BACHELOR'S DEGREE (BA, BS) | 3 |
| CRTYMAS | MASTER'S DEGREE (MA, MS) | 4 |
| CRTYDOC | DOCTORATE (PHD, EDD) | 5 |
| CRTYPRF | PROFESSIONAL DEGREE BEYOND BACHELOR'S DEGREE (MEDICINE/MD; DENTISTRY/DDS; LAW/JD/LLB; ETC.) | 6 |
| CRTYOTH | ANOTHER DEGREE | 91 |
| CRTYOS1-5/R | SPECIFY _____ | |
| HIGHCRED** | | |

Ask AD3 to AD8 for the highest degree program.

AD3. What was the major subject or field of study of your (HIGHEST DEGREE) program?
[IF MORE THAN ONE HIGHEST DEGREE PROGRAM, PROBE FOR THE MOST RECENT.]

CRMAJOR/R
CIPF MAJOR FIELD OF STUDY _____

** HIGHCRED indicates the highest credential program reported by the respondent.

AD4. What was the main reason you were working on the (HIGHEST DEGREE) program?
 [PROBE: READ LIKELY ANSWERS TO VERIFY IF RESPONDENT'S ANSWER IS NOT CLEAR.]

CRREASON

- TO IMPROVE, ADVANCE, OR KEEP UP TO DATE
 ON CURRENT JOB 1
 - TO TRAIN FOR A NEW JOB OR A NEW CAREER 2
 - TO IMPROVE YOUR BASIC READING, WRITING,
 OR MATH SKILLS..... 3
 - TO MEET A REQUIREMENT FOR A DIPLOMA, DEGREE, OR
 CERTIFICATE OF COMPLETION..... 4
 - A PERSONAL, FAMILY, OR SOCIAL REASON,..... 5
 - SOME OTHER MAIN REASON 91
- SPECIFY _____

CRRSNOS/R

AD5. What type of school, organization, or business provided the instruction for your (HIGHEST DEGREE) program?

CRPRTYP [PROBE: USE CATEGORIES TO PROBE IF NECESSARY.]

SCHOOL

- AN ELEMENTARY SCHOOL, JUNIOR HIGH SCHOOL,
 OR HIGH SCHOOL 1
- A 2-YEAR COMMUNITY OR JUNIOR COLLEGE 2
- A PUBLIC 2-YEAR VOCATIONAL SCHOOL OR
 TECHNICAL INSTITUTE 3
- A 4-YEAR COLLEGE OR UNIVERSITY 4
- A PRIVATE VOCATIONAL, TRADE, BUSINESS, HOSPITAL,
 OR FLIGHT SCHOOL 5
- AN ADULT LEARNING CENTER 6

BUS/ASSO

- A BUSINESS OR INDUSTRY 7
- A PROFESSIONAL ASSOCIATION (INCLUDING
 LABOR ORGANIZATIONS)..... 8

GOVMT

- A FEDERAL, STATE, COUNTY, OR LOCAL
 GOVERNMENT AGENCY 9
- A PUBLIC LIBRARY 10

PRIVATE

- A PRIVATE COMMUNITY ORGANIZATION
 (EXCLUDING RELIGIOUS ORGANIZATIONS)..... 11
- A CHURCH OR RELIGIOUS ORGANIZATION..... 12
- A TUTOR OR PRIVATE INSTRUCTOR..... 13

OTHER

- SOME OTHER SCHOOL OR ORGANIZATION 91
- SPECIFY _____

CRPRTOS/R

If AD5 = 2 or 4 (4-year or 2-year colleges or universities), go to AD6. Else, go to box after AD6.

AD6. Was (the 2-year college/4-year college or university) a public or private institution?

CRPBPR

- PUBLIC 1
- PRIVATE 2

If AA7 = 2 (not worked in the past 12 months), go to AD10.

AD7. Was the provider of your (HIGHEST DEGREE) program also your employer?
CRPROVEM

YES 1
 NO 2

AD8. (For any of these programs leading toward a college degree or vocational diploma,) Did your employer...
CREMPREQ

| | | YES | NO |
|-----------------|--|-----|----|
| CREMPREQ | a. Require you to take (the program/any of the programs)? | 1 | 2 |
| CREMPWP | b. Give you time off from work with or without pay?..... | 1 | 2 |
| CREMPSPA | c. Provide classroom space? | 1 | 2 |
| CREMPPAY | d. Pay all or part of the cost, including tuition, books, and supplies, and other costs like transportation? | 1 | 2 |

If AD7 = 1 or any AD8b-d = 1 (employer support) and [AA5 = 1 or AA6 = 1 (worked last week or on leave or vacation) or (AA5 NE1 or AA6 NE1) and AA7 = 1 (worked in the last 12 months but did not work last week)], ask AD9. Else go to AD10.

AD9. Was the employer who provided this support your (current/most recent) employer?
CRCUREM

YES 1
 NO 2

AD10. In the past 12 months, were you a part-time student, full-time student, or both?
CRPTFT

FULL-TIME ONLY 1
 PART-TIME ONLY 2
 BOTH..... 3

AD11. Did you receive instruction for any of these classes or courses through distance education?
 [READ DEFINITION THE FIRST TIME QUESTION IS ASKED: Distance education is where instructor and students are not in the same location but communicate through technology, for example, video conferencing or computer technologies.]

CRDIST

YES 1 (GO TO AD12)
 NO 2 (GO TO AE1)

AD12. What types of technologies were used for the teacher and students to communicate?
[CODE ALL THAT APPLY.]

| | | |
|-------------------|---|----|
| CRINTV | TELEVISION OR RADIO | 1 |
| CRINEMA | E-MAIL..... | 2 |
| CRINCOM | COMPUTER CONFERENCING..... | 3 |
| CRINWWW | THE INTERNET, SUCH AS THE WORLD WIDE WEB..... | 4 |
| CRINSAT | SATELLITE BROADCAST (1-WAY VIDEO, 2-WAY AUDIO)..... | 5 |
| CRINVID | VIDEO CONFERENCING (2-WAY AUDIO AND VIDEO) | 6 |
| CRINOTH | SOME OTHER WAY..... | 91 |
| CRINOTOS/R | SPECIFY _____ | |

Apprenticeship Programs

AE1. During the past 12 months, were you in a formal apprenticeship program leading to journeyman status in a skilled trade or craft?

| | | | |
|-----------------|----------|---|-------------|
| APPRENTI | YES..... | 1 | (GO TO AE2) |
| | NO | 2 | (GO TO AF1) |

AE2. Are you still in that program?

| | | |
|----------------|----------|---|
| APSTILL | YES..... | 1 |
| | NO | 2 |

AE3. In what trade or craft (are you an/did you) apprentice?

| | |
|------------------|---------------|
| APTRADE/R | SPECIFY _____ |
|------------------|---------------|

If AA7 = 2 (not worked in the past 12 months), do not ask AE4a.

AE4. Who sponsors the program? Was it...

| | | YES | NO |
|-------------------|--|-----|----|
| APEMPLOY | a. An employer? | 1 | 2 |
| APUNION | b. A labor union? | 1 | 2 |
| APSTAGOV | c. The local or state government?..... | 1 | 2 |
| APFEDGOV | d. The federal government? | 1 | 2 |
| APOTHER | e. Anyone else? | 1 | 2 |
| APOTHEOS/R | Who was that? _____ | | |

Career– or Job–Related Courses

AF1. Now, I'd like to ask about courses related to a job or career, whether or not you had a job when you took the courses. (Please don't include courses you already told me about.) Some examples are courses taken at your job, courses taken somewhere else that relate to your job or a new career, or courses for a license or certification you need for your job. Have you taken any of these in the past 12 months?

WRACTY

- YES..... 1 (GO TO AF2)
- NO 2 (GO TO AG1)

AF2. (Not including courses you took for a credential program,) What were the names of all the career– or job–related courses you took during the past 12 months?
[RECORD UP TO 14 COURSES]

WRNAME1-14/R

NAME _____
 NAME _____
 NAME _____
 NAME _____

AF3. (Rather than ask about all these courses, the computer has selected one of them automatically.) What was the main reason you took (COURSE NAME)? [PROBE: READ LIKELY ANSWERS TO VERIFY IF RESPONDENT'S ANSWER IS NOT CLEAR.]

WRCSREA

- TO IMPROVE, ADVANCE, OR KEEP UP TO DATE
- ON CURRENT JOB..... 1
- TO TRAIN FOR A NEW JOB OR A NEW CAREER 2
- TO IMPROVE BASIC READING, WRITING,
OR MATH SKILLS..... 3
- TO MEET A REQUIREMENT FOR A DIPLOMA, DEGREE, OR
CERTIFICATE OF COMPLETION..... 4
- FOR A PERSONAL, FAMILY, OR SOCIAL REASON..... 5
- FOR SOME OTHER REASON 91
- SPECIFY _____

WRCSREOS/R

If more than one course reported, ask AF4. Else, go to AF6.

AF4. Did you have the same main reason for participating in the other course(s)?

WRSAME

- YES..... 1 (GO TO AF6)
- NO 2 (GO TO AF5)

AF5. What were the main reasons for taking part in (the) other job- or career-related course(s)?
 [CODE ALL THAT APPLY.] [PROBE: READ LIKELY ANSWERS TO VERIFY IF RESPONDENT'S ANSWER IS NOT CLEAR.] [PROBE: Any different main reason for other courses?.]

| | | |
|-------------------|---|---|
| WRRSCUR | TO IMPROVE, ADVANCE, OR KEEP UP TO DATE ON CURRENT JOB, | 1 |
| WRRSNEW | TO TRAIN FOR A NEW JOB OR A NEW CAREER, | 2 |
| WRRSBAS | TO IMPROVE YOUR BASIC READING, WRITING, OR MATH SKILLS, | 3 |
| WRRSREQ | TO MEET A REQUIREMENT FOR A DIPLOMA, DEGREE, OR CERTIFICATE OF COMPLETION, | 4 |
| WRRSPER | FOR A PERSONAL, FAMILY, OR SOCIAL REASON, | 5 |
| WRRSOTH | OTHER | 6 |
| WRRSOTOS/R | SPECIFY _____ | |

AF6. In the past 12 months, how many total hours did you attend (all of) the course(s) related to a job or career? Would you say...

| | | |
|----------------|----------------------------|---|
| WRTOTHR | 15 hours or less, | 1 |
| | 16 to 30 hours, | 2 |
| | 31 to 50 hours, | 3 |
| | 51 to 100 hours, or | 4 |
| | More than 100 hours? | 5 |

AF7. (Thinking about all of the career or job related courses you took in the past 12 months,) what type of school, organization, or business provided the instruction? [CODE ALL THAT APPLY.]
 [PROBE: USE CATEGORIES TO PROBE IF NECESSARY.] [PROBE: Were there different providers for other courses?]

| | | | |
|-------------------|------------------------|---|----|
| WRSCSCH | <u>SCHOOL</u> | AN ELEMENTARY SCHOOL, JUNIOR HIGH SCHOOL, OR HIGH SCHOOL | 1 |
| WRSC2YR | | A 2-YEAR COMMUNITY OR JUNIOR COLLEGE | 2 |
| WRSCVOC | | A PUBLIC 2-YEAR VOCATIONAL SCHOOL OR TECHNICAL INSTITUTE | 3 |
| WRPR4YR | | A 4-YEAR COLLEGE OR UNIVERSITY | 4 |
| WRPRPRI | | A PRIVATE VOCATIONAL, TRADE, BUSINESS, HOSPITAL, OR FLIGHT SCHOOL | 5 |
| WRSCALC | | AN ADULT LEARNING CENTER | 6 |
| WRPRBUS | <u>BUS/ASSO</u> | A BUSINESS OR INDUSTRY | 7 |
| WRPRPRO | | A PROFESSIONAL ASSOCIATION (INCLUDING LABOR ORGANIZATIONS) | 8 |
| WRPRGOV | <u>GOVMT</u> | A FEDERAL, STATE, COUNTY, OR LOCAL GOVERNMENT AGENCY | 9 |
| WRSCLIB | | A PUBLIC LIBRARY | 10 |
| WRSCORG | <u>PRIVATE</u> | A PRIVATE COMMUNITY ORGANIZATION (EXCLUDING RELIGIOUS ORGANIZATIONS) | 11 |
| WRSCCHU | | A CHURCH OR RELIGIOUS ORGANIZATION | 12 |
| WRSC TUT | | A TUTOR OR PRIVATE INSTRUCTOR | 13 |
| WRSCOTH | <u>OTHER</u> | SOME OTHER SCHOOL OR ORGANIZATION | 91 |
| WRSCOTOS/R | | SPECIFY _____ | |

*If AA7 NE 1 (not worked in the past 12 months), go to AF11.
Else, ask AF8.*

AF8. (Was/Were any of) the course provider(s) also your employer?
WRPROVEM
 YES 1
 NO 2

AF9. Did your employer...
WREMPREQ a. Require you to take (the/any of these) course(s)? 1 2
WREMPWP b. Give you time off from work with or without pay? 1 2
WREMPSPA c. Provide classroom space? 1 2
WREMPPAY d. Pay all or part of the cost, including tuition, books,
 and supplies, and other costs like transportation? 1 2

If AF8 = 1 or any AF9b-d = 1 (employer support) and [AA5 = 1 or AA6 = 1 (worked last week or on leave or vacation) or (AA5 NE1 or AA6 NE1) and AA7 = 1 (worked in the last 12 months but did not work last week)], ask AF10. Else, go to AF11.

AF10. Was the employer who provided this support your (current/most recent) employer?
WRCUREM
 YES 1
 NO 2

AF11. Did you receive instruction for (any of) your career- or job-related course(s) through distance education?
 [READ DEFINITION THE FIRST TIME QUESTION IS ASKED: Distance education is where instructor and students are not in the same location but communicate through technology, for example, video conferencing or computer technologies.]
WRDIST
 YES 1 (GO TO AF12)
 NO 2 (GO TO AG1)

AF12. What types of technologies were used for the teacher and students to communicate?
 [CODE ALL THAT APPLY.]
WRINTV TELEVISION OR RADIO 1
WRINEMA E-MAIL 2
WRINCOM COMPUTER CONFERENCING 3
WRINWWW THE INTERNET, SUCH AS THE WORLD WIDE WEB 4
WRINSAT SATELLITE BROADCAST (1-WAY VIDEO, 2-WAY AUDIO) 5
WRINVID VIDEO CONFERENCING (2-WAY AUDIO AND VIDEO) 6
WRINOTH SOME OTHER WAY 91
WRINOTOS/R SPECIFY _____

Personal Interest/Development Courses

AG1. Now, I am going to ask about any other courses where there was an instructor. (Please don't repeat any courses (and programs) you have already told us about.) These might include things like arts and crafts, sports or recreation, first aid, childbirth, Bible study, or any other types of courses we haven't talked about yet. Did you take any of these or other courses in the past 12 months?

SAACTY

- YES 1 (GO TO AG2)
- NO 2 (GO TO AH1)

AG2. For any of these courses, what was the main reason you took the course?
 [CODE ALL THAT APPLY.] [PROBE: READ LIKELY ANSWERS TO VERIFY IF RESPONDENT'S ANSWER IS NOT CLEAR.] [PROBE: Any different main reasons for other courses?]

- SARSPER** FOR A PERSONAL, FAMILY, OR SOCIAL REASON..... 1
- SARSREQ** TO MEET A REQUIREMENT FOR A DIPLOMA, DEGREE, OR
CERTIFICATE OF COMPLETION..... 2
- SARSCUR** TO IMPROVE, ADVANCE, OR KEEP UP TO DATE
ON CURRENT JOB..... 3
- SARSNEW** TO TRAIN FOR A NEW JOB OR A NEW CAREER 4
- SARSBAS** TO IMPROVE YOUR BASIC READING, WRITING,
OR MATH SKILLS..... 5
- SARSOTH** FOR SOME OTHER MAIN REASON 6
- SARSOTOS/R** SPECIFY _____

AG3. Thinking about all of the personal interest or development courses you took in the past 12 months, what type of school, organization, or business provided the instruction? [CODE ALL THAT APPLY.]
 [PROBE: USE CATEGORIES TO PROBE IF NECESSARY.] [PROBE: Were there different providers for any other courses?]

- SASCSCH** SCHOOL AN ELEMENTARY SCHOOL, JUNIOR HIGH SCHOOL,
OR HIGH SCHOOL..... 1
- SASC2YR** A 2-YEAR COMMUNITY OR JUNIOR COLLEGE..... 2
- SASCVOC** A PUBLIC 2-YEAR VOCATIONAL SCHOOL OR
TECHNICAL INSTITUTE 3
- SAPR4YR** A 4-YEAR COLLEGE OR UNIVERSITY 4
- SAPRPRI** A PRIVATE VOCATIONAL, TRADE, BUSINESS, HOSPITAL,
OR FLIGHT SCHOOL 5
- SASCALC** AN ADULT LEARNING CENTER..... 6
- SAPRBUS** BUS/ASSO A BUSINESS OR INDUSTRY 7
- SAPRPRO** A PROFESSIONAL ASSOCIATION (INCLUDING
LABOR ORGANIZATIONS) 8
- SAPRGOV** GOVMT A FEDERAL, STATE, COUNTY, OR LOCAL
GOVERNMENT AGENCY..... 9
- SASCLIB** A PUBLIC LIBRARY 10
- SASCORG** PRIVATE A PRIVATE COMMUNITY ORGANIZATION
(EXCLUDING RELIGIOUS ORGANIZATIONS)..... 11
- SASCCHU** A CHURCH OR RELIGIOUS ORGANIZATION 12
- SASCTUT** A TUTOR OR PRIVATE INSTRUCTOR 13
- SASCOTH** OTHER SOME OTHER SCHOOL OR ORGANIZATION..... 91
- SASCOTOS/R** SPECIFY _____

AG4. Did you receive instruction for any of your personal development courses through distance education?

[READ DEFINITION THE FIRST TIME QUESTION IS ASKED: Distance education is where instructor and students are not in the same location but communicate through technology, for example video conferencing or computer technologies.]

SADIST

YES..... 1 (GO TO AG5)
 NO 2 (GO TO AH1)

AG5. What types of technologies were used for the teacher and students to communicate?
 [CODE ALL THAT APPLY.]

SAINTV TELEVISION OR RADIO 1
SAINEMA E-MAIL..... 2
SAINCOM COMPUTER CONFERENCING..... 3
SAINWWW THE INTERNET, SUCH AS THE WORLD WIDE WEB..... 4
SAINSAT SATELLITE BROADCAST (1-WAY VIDEO, 2-WAY AUDIO)..... 5
SAINVID VIDEO CONFERENCING (2-WAY AUDIO AND VIDEO) 6
SAINOTH SOME OTHER WAY..... 91
SAINOTOS/R SPECIFY _____

General Information about Educational Activities

AH1. While we have been talking, have you remembered any (other) courses or programs that you took in the past 12 months that you haven't mentioned yet?

GIOTH

YES..... 1 (GO TO BOX)
 NO 2 (GO TO AH3)

If AA9 NE 1 (main language is other than English), ask AH2a. If AA2 = 2 (no high school diploma) or AA3 = 1 (received high school diploma in the past 12 months) or (AA2OV = 2 and IBGRADE NE 9, 10, 11, 12, 13) (foreign high school diploma and no college degree), ask AH2b. Ask all respondents AH2c-AH2f.

| | | | | |
|----------------|----------------------|--|-----|----|
| AH2. | Were any of those... | | YES | NO |
| GIOTESL | a. | Classes to learn English as a Second Language?..... | 1 | 2 |
| GIOTGED | b. | Classes to improve basic reading, writing, or math skills or to prepare to take GED test, or some other high school equivalent program or adult high school program? | 1 | 2 |
| GIOTCRD | c. | Programs leading toward a college or university degree or a vocational or technical diploma or certificate? | 1 | 2 |
| GIOTAPR | d. | Formal apprenticeship programs leading to journeyman status in a skilled trade or craft?..... | 1 | 2 |
| GIOTWRL | e. | Courses taken at your job, courses taken somewhere else that relate to your job or a new career, or courses for a license or certification?..... | 1 | 2 |
| GIOTPRS | f. | How about any other courses like arts and crafts, sports or recreation, first aid, or childbirth, or Bible study? | 1 | 2 |

Ask AH3a-b only one time per respondent.

| | | | | |
|---------------|---------------------------|--|-----|----|
| AH3. | Have you ever heard of... | | YES | NO |
| GILIFE | a. | The Lifetime Learning tax credit?..... | 1 | 2 |
| GIHOPE | b. | The HOPE Scholarship tax credit?..... | 1 | 2 |

*If AH3a = 1 (heard of Lifetime Learning tax credit) and [AB1 = 1 or (any of AC1a-c = 1 & AC2=2, -1) or any of AD1a-b = 1 or AE1 = 1 or AF1 = 1 or AG1 = 1 (participant)], ask AH4.
If AH3b = 1 (heard of HOPE Scholarship tax credit) and [AB1 = 1 or (any of AC1a-c = 1 & AC2=2, -1) or any of AD1a-b = 1 or AE1 = 1 or AF1 = 1 or AG1 = 1 (participant)], ask AH5. Else, go to INTRO4.*

| | | | |
|----------------|--|----------|---|
| AH4. | Did you or will you use the Lifetime Learning tax credit for any courses you have taken in the past 12 months? | | |
| GILIFUS | | YES..... | 1 |
| | | NO | 2 |

| | | | |
|----------------|---|----------|---|
| AH5. | Did you or will you use the HOPE Scholarship tax credit for any courses you have taken in the past 12 months? | | |
| GIHOPUS | | YES..... | 1 |
| | | NO | 2 |

Literacy Activities and Community Involvement

INTRO4. Those are all the questions about educational activities. Now, I have a few questions about other activities.

AI1. First, I'd like to ask about what you read. How often do you read a newspaper (in English)?
Would it be...

CARDPAPR

- Almost every day, 1
- At least once a week, 2
- At least once a month, or 3
- Hardly ever? 4

AI2. About how many different magazines do you look at or read (in English) on a regular basis?

CARDMAGS

NUMBER

AI3. Have you read any books (in English) in the past six months?

CARDBOOK

- YES 1
- NO 2

AI4. Have you used a public library or public library program in the past month?

LIBMO

- YES 1 (AUTO CODE AI5=1 AND GO TO AI6)
- NO 2 (GO TO AI5)

AI5. In the past year?

LIBYR

- YES 1
- NO 2

AI6. Do you participate in any ongoing community service activity, for example, volunteering at a school, coaching a sports team, or working with a church or neighborhood association?

CASERVC

- YES 1
- NO 2

A17. Now I'd like your opinion. People have suggested a number of ways of improving public education. For each of the following, please tell me how much you think it might improve public education. How about...

[RESPONSE CATEGORIES: A GREAT DEAL, SOMEWHAT, OR NOT MUCH.]

GREATSOME-NOT
DEALWHATMUCH

| | | | | | |
|----------------|----|--|---|---|---|
| ADISCIP | a. | Enforcing stricter discipline in school. Would that improve public education a great deal, somewhat, or not much? | 1 | 2 | 3 |
| ASTANDS | b. | Not promoting students to the next grade unless they meet strict standards for what children should learn in each grade? | 1 | 2 | 3 |
| AEVAL | c. | Evaluating teachers according to high performance standards? | 1 | 2 | 3 |
| ASCHLYR | d. | Making the school year longer? | 1 | 2 | 3 |

Remaining Background

Any background information gathered in previous interview is not asked again.

AJ1. Now, I would like to ask you a few additional background questions. In what month and year were you born?

ADOBMM
ADOBYY

MONTH

YEAR 19

- | | | | |
|---|----------|----|-----------|
| 1 | JANUARY | 7 | JULY |
| 2 | FEBRUARY | 8 | AUGUST |
| 3 | MARCH | 9 | SEPTEMBER |
| 4 | APRIL | 10 | OCTOBER |
| 5 | MAY | 11 | NOVEMBER |
| 6 | JUNE | 12 | DECEMBER |

Calculate current age for display in AJ10V. If current age does not match Screener age or birth month is current month, ask AJ10V. Else, go to AJ2.

AJ10V. That would mean that you [are (AGE)/turn (AGE) this month]. Is that right?

- * YES.....1 (GO TO AJ2)
NO2 (RETURN TO AJ1)

AJ2. Are you...
 [IF R GIVES ETHNICITY (E.G., HISPANIC), PROBE FOR RACE. IF NO RACE OR MORE THAN ONE RACE GIVEN, CODE 91.]

- ARACE**
- White, 1 (GO TO AJ4)
 - Black, 2 (GO TO AJ4)
 - American Indian or Alaskan Native, 3 (GO TO AJ4)
 - Asian or Pacific Islander, or..... 4 (GO TO AJ4)
 - Some other race? 91 (GO TO AJ3)

AJ3. [CODE RESPONSE IF AJ2=91.]

- AOTHRACE**
- HISPANIC/LATINO/MEXICAN/SPANISH/
 PUERTO RICAN..... 1 (AUTOCODE AJ4=1
 AND GO AJ5)
 - MORE THAN ONE RACE/BIRACIAL/MULTIRACIAL..... 2 (GO TO AJ4)
 - OTHER 91 (GO TO AJ4)
- ARACEOS/R**
 SPECIFY _____

AJ4. Are you of Hispanic origin?

- AHISPANI**
- YES 1
 - NO 2

AJ5. What is your marital status?

- AMARSTAT**
- MARRIED/REMARRIED 1
 - SEPARATED 2
 - DIVORCED 3
 - WIDOWED 4
 - NEVER MARRIED 5

AJ6. In what country were you born?

- ABORNUS**
- 50 STATES OR THE DISTRICT OF COLUMBIA..... 1 (GO TO BOX)
 - U.S. TERRITORIES: PUERTO RICO, GUAM, AMERICAN
 SAMOA, U.S. VIRGIN ISLANDS, MARIANA ISLANDS, OR
 SOLOMON ISLANDS..... 2 (GO TO AJ6OV)
- ATERROS/R**
 SPECIFY _____
- SOME OTHER COUNTRY 3 (GO TO AJ6OV)
- ACONTOS/R**
 SPECIFY _____

AJ6OV. How old were you when you first moved to the (United States/50 states or the District of Columbia)?

AMOVEAGE

AGE □ □

If AA8 NE 1,3, or 4 (first language was not English) and AJ6OV≥6, ask AJ6OV2. Else, go to box after AJ6OV2.

AJ6OV2. Did you study English before you first came to the (United States/50 states or the District of Columbia)?

ASTUENG

YES 1
NO 2

If AA5= 1 or AA6 = 1 (worked last week or on leave or vacation), then go to AJ12. If AA5 = 3, then autocode AJ9 to 3 and go to box after AJ9. If AA5 = 4, then autocode AJ9 to 4 and go to box before AJ11. If AA5 = 2 (not worked last week) and AA6 NE 1 (not on leave or vacation), then go to AJ7.

AJ7. Earlier you reported that you did not work last week and were not on leave or vacation. Have you been actively looking for work in the past 4 weeks?

JOBLOOK

YES 1 (GO TO AJ8)
NO 2 (GO TO AJ9)

AJ8. What have you been doing in the past 4 weeks to find work?
[CODE ALL THAT APPLY]

| | | | |
|-------------------|--|----|--------------|
| JOBPUBL | CHECKED WITH PUBLIC EMPLOYMENT AGENCY | 1 | (GO TO AJ10) |
| JOBPRIV | CHECKED WITH PRIVATE EMPLOYMENT AGENCY | 2 | (GO TO AJ10) |
| JOBEMPL | CHECKED WITH EMPLOYER DIRECTLY/SENT RESUME | 3 | (GO TO AJ10) |
| JOBREL | CHECKED WITH FRIENDS OR RELATIVES | 4 | (GO TO AJ10) |
| JOBANSAD | PLACED OR ANSWERED ADS/SENT RESUME | 5 | (GO TO AJ10) |
| JOBREAD | READ WANT ADS | 6 | (GO TO AJ9) |
| JOBOTHER | SOMETHING ELSE | 91 | (GO TO AJ9) |
| JOBOTHOS/R | SPECIFY _____ | | |

AJ9. What were you doing most of last week? Would you say...

JOBACTY

Keeping house or caring for children, 1
Going to school,..... 2
Retired,..... 3
Unable to work, or 4
Something else? 91
What was that? _____

JOBACTOS/R

If AJ9 = 3 (retired), autocode AJ11 = 1 and go to AJ12. Else, if AJ9 = 91 (did something else), go to AJ10. Else, go to box after AJ10.

AJ10. Could you have taken a job last week if one had been offered?

JOBTAKE

YES..... 1
NO 2

If AA7 = 1 (worked in the past 12 months), go to AJ12. Else, go to AJ11, and autocode AJ12 = 0.

AJ11. Have you ever worked at a job for pay or income?

JOBEVER

YES..... 1 (GO TO BOX AFTER AJ14)
NO 2 (GO TO BOX AFTER AJ14)

AJ12. Earlier you reported that you worked (last week/in the past 12 months). How many months have you worked for pay or income in the past 12 months?

IBWORKMO

MONTHS

If AJ12 > 0 go to AJ13. Else, if AJ12 = 0 (did not work in the past 12 months), go to HHINTRO.

AJ13. Were you working at more than one job for pay or income at the same time in the past week?
[IF ON VACATION OR LEAVE, ASK ABOUT LAST WEEK WORKED.]

JOBMORE

YES..... 1
NO 2

AJ14. About how many total hours per week do you usually work for pay or income (counting all jobs)?
[IF HOURS VARY, PROBE FOR AVERAGE PER WEEK.]

PAYHRS

WEEKLY HOURS

AJ15. (Counting all jobs,) About how much (do/did) you earn before taxes and other deductions (when you last worked)?

EARNAMT

AMOUNT\$□□□,□□□.□□

EARNUNT

Per
 HOUR 1
 DAY 2
 WEEK 3
 BI WEEKLY 4
 MONTH 5
 YEAR 6
 OTHER 91

EARNUNOS/R

What (is/was) that? _____

AJ16. Where (do/did) you work (when you were last employed) and what kind of business or industry (is/was) that?

[EMPLOYER PROBE: Name of the company, business, organization, or other employer.]

[BUSINESS/INDUSTRY PROBE: For example, TV and radio manufacturing, retail shoe store, state labor department, or farm.] [IF MORE THAN ONE JOB, COLLECT JOB WHERE R WORKS MOST HOURS.]

EMPLNAME/R

INDUSTRY/R

FSIC

NAME OF COMPANY _____
 TYPE OF INDUSTRY _____

AJ17. What (is/was) your job title and what (are/were) your most important duties?

[JOB PROBE: For example, electrical engineer, stock clerk, typist, or farmer]

[IMPORTANT DUTY PROBE: For example, typing, keeping account book, filing, selling cars, operating printing press, or finishing concrete.]

[IF MORE THAN ONE JOB, COLLECT JOB WHERE R WORKS MOST HOURS.]

PROFESSN/R

DUTIES/R

FSOC

JOB TITLE _____
 IMPORTANT DUTY _____

AJ18. Does your occupation have legal or professional requirements for continuing training or education?

CONTREQ

YES 1
 NO 2

Household Characteristics

The following questions are asked only once per household.

HHINTRO. These last few questions are about your household.

AK1. Do you...

HOWNHOME

- Own your home, 1
- Rent your home, or..... 2
- Have some other arrangement?..... 3

AK2. Besides (PHONE NUMBER), do you have other telephone numbers in your household?

HOTHNUM

- YES 1 (GO TO AK3)
- NO 2 (GO TO AK4)
- NOT MY NUMBER 3 (GO TO BOX)

If AK2 = 3 (not my number), ask for number reached and record explanation of discrepancy between phone numbers in comments box. Then, ask AK2 again with new number.

AK3. How many of these additional telephone numbers are for home use?

HNUMUSE

NUMBER

AK4. So that we can group households geographically, may I have your ZIP code?

HZIPCODE

ZIP CODE

If NUMKID20 > 0 (number of children age 20 or younger), ask AK5. Else, go to AK6.

AK5. In the past 12 months, has your family received funds or services from any of the following programs? How about...

HWIC
HFOODST
HAFDC

- | | | YES | NO |
|----|---|-----|----|
| a. | Women, Infants, and Children, or WIC? | 1 | 2 |
| b. | Food Stamps? | 1 | 2 |
| c. | Temporary Assistance to Needy Families, AFDC, or your state welfare program?..... | 1 | 2 |

AK6. In studies like this, households are sometimes grouped according to income. What was the total income of all persons in your household over the past year, including salaries or other earnings, interest, retirement, and so on for all household members?

HINCMRNG Was it...
 \$25,000 or less, or 1 (READ SET 1)
 More than \$25,000? 2 (READ SET 2)

INCOME Was it...
 [SET 1]
 \$5,000 or less 1
 \$5,001 to \$10,000 2
 \$10,001 to \$15,000 3
 \$15,001 to \$20,000, or 4
 \$20,001 to \$25,000? 5

 [SET 2]
 \$25,001 to \$30,000 6
 \$30,001 to \$35,000 7
 \$35,001 to \$40,000 8
 \$40,001 to \$50,000 9
 \$50,001 to \$75,000, or 10
 Over \$75,000? 11

*Ask AK6OV if
 (Number in HH = 2 and HINCOME <= 3) or
 (Number in HH = 3 and HINCOME <= 3) or
 (Number in HH = 4 and HINCOME <= 4) or
 (Number in HH = 5 and HINCOME <= 4) or
 (Number in HH = 6 and HINCOME <= 5) or
 (Number in HH = 7 and HINCOME <= 5) or
 (Number in HH = 8 and HINCOME <= 6) or
 (Number in HH => 9 and HINCOME <= 7).
 Else, go to CLOSE.*

AK6OV. What was your total household income last year, to the nearest thousand?

HINCMEXT INCOME \$□□,□□□

CLOSE. Those are all the questions I have about you. Please hold on for a moment while I check to see if there is anyone else I need to ask about, [or anyone else I need to speak with].

This page is intentionally blank.

APPENDIX B

**SUMMARY OF WEIGHTING AND
SAMPLE VARIANCE ESTIMATION VARIABLES**

This page is intentionally blank.

Summary of weighting and sample variance estimation variables

| NHES Data File | Full Sample Weight | Computing Sampling Errors | | | | | Approximating Sampling Errors |
|---|---------------------------------------|---|--|------------------|---|--------------------------|---|
| | | Replication Method (WesVarPC ¹) | | | Taylor Series Method (SUDAAN and STATA ²) | | DEFT (Average Root Design Effect) |
| | | Respondent ID | Replicate Weights | Jackknife Method | Sample Design | Nesting Variables | |
| NHES:1991 <i>Early Childhood Education</i> <ul style="list-style-type: none"> ■ Primary file ■ Preprimary file | EWGT EWGT | PERSID PERSID | EWREPL1 - EWREPL50 EWREPL1 - EWREPL50 | JK1 JK1 | WR WR | VSTRAT PSU VSTRAT PSU | 1.3 1.3 |
| NHES:1991 <i>Adult Education</i> <ul style="list-style-type: none"> ■ Adult file ■ Course file³ | AEWT AEWT | PERSID CLASID | AEREPL1-AEREPL50 AEREPL1-AEREPL50 | JK1 JK1 | WR WR | VSTRAT PSU VSTRAT PSU | 4.5 Full Sample 2.3 Participants 2.8 Nonparticipants 3.8 Black (non-Hispanic) 3.2 Hispanic 2.8 White (non-Hispanic) 2.4 Other races |
| NHES:1993 <i>School Readiness</i> | FWGT0 | ENUMID | FWGT1 - FWGT60 | JK2 | WR | STRATUM PSU | 1.3 |
| NHES:1993 <i>School Safety & Discipline</i> <ul style="list-style-type: none"> ■ Parent interviews only ■ Parent & Emancipated Youth (EY) interviews ■ Youth interviews (including Emancipated Youth) | FWGT0 | BASMID | FWGT1-FWGT60 | JK2 | WR | STRATUM PSU | 1.4 |
| | FWGT0 (for parents) & PFWGT0 (for EY) | BASMID | FWGT1-FWGT60, PFWGT1-PFWGT60 | JK2 | WR | STRATUM PSU | 1.4 |
| | FWGT0 | ENUMID | FWGT1-FWGT60 | JK2 | WR | STRATUM PSU | 1.5 |
| NHES:1995 <i>Early Childhood Program Participation</i> | EWEIGHT | ENUMID | ERPL1 - ERPL50 | JK1 | WR | STRATUM PSU | 1.2 |
| NHES:1995 <i>Adult Education</i> ⁴ | AEWEIGHT | BASMID | ARPL1 - ARPL50 | JK1 | WR | STRATUM PSU | 1.3 |
| NHES:1996 <i> Screener/Household & Library</i> | FHWT | BASEID | FHWTR1-FHWTR80 | JK1 | WR | HSTRATUM HPSU | 1.1 |
| NHES:1996 <i>Parent PFI/CI</i> | FPWT | BASMID | FPWTR1-FPWTR80 | JK1 | WR | PSTRATUM PPSU | 1.3 |

B-1

Summary of weighting and sample variance estimation variables—Continued

| NHES Data File | Full Sample Weight | Computing Sampling Errors | | | | | Approximating Sampling Errors |
|--|--------------------|---|-------------------|------------------|---|-------------------|--|
| | | Replication Method (WesVarPC ¹) | | | Taylor Series Method (SUDAAN and STATA ²) | | DEFT (Average Root Design Effect) |
| | | Respondent ID | Replicate Weights | Jackknife Method | Sample Design | Nesting Variables | |
| NHES:1996 <i>Youth CI</i> | FYWT | BASMID | FYWTR1-FYWTR80 | JK1 | WR | YSTRATUM YPSU | 1.4 |
| NHES:1996 <i>Adult CI</i> | FAWT | BASMID | FAWTR1-FAWTR80 | JK1 | WR | ASTRATUM APSU | 1.2 |
| NHES:1999 <i>Parent Interview</i> | FPWT | BASMID | FPWT1-FPWT80 | JK1 | WR | PSTRATUM PPSU | 1.3 |
| NHES:1999 <i>Youth Interview</i> | FYWT | BASMID | FYWT1-FYWT80 | JK1 | WR | YSTRATUM YPSU | 1.3 |
| NHES:1999 <i>Adult Education Interview</i> | FAWT | BASMID | FAWT1-FAWT80 | JK1 | WR | ASTRATUM APSU | 1.3 Full sample 1.4 Participants 1.5 Black, non-Hispanic |

¹WesVar Complex Samples software is available from SPSS; information can be obtained at www.spss.com. WesVarPC software, version 2.1, is available at no charge at www.westat.com.

²Information on SUDAAN can be obtained at www.rti.org/patents/sudaan/sudaan.html. Information on STATA can be obtained at www.stata.com.

³Unlike the NHES:1995 Adult Education data file, no course weights are provided in the NHES:1991 course file. The full sample weight and variables for computing sampling errors are provided in the course file for making adult-level estimates. Information as to the total number of courses that adults took is also available, and procedures similar to those described in the NHES:1995 Adult Education Data File User's Manual could be used to create weights for making course-related estimates. However, it is important to note that the course information collected in the NHES:1991 pertains to the four most recent courses taken, rather than a random sample of courses as was the case in the NHES:1995.

⁴This data file contains weights for making "person-course" estimates pertaining to work-related and other formal structured courses. A simple way of doing this is to create a new variable that is the product of the course weight and the variable of interest. The standard weight and variance estimation methods are then applied to the new variable. The weight variables are called WRWGT, for adjusting for the courses adults took in work-related classes, and SAWGT, for adjusting for personal development courses. Weights are required for these types of courses because course-related data were collected only for a random subsample of courses. See the NHES:1995 Adult Education Data File User's Manual for more details.