

Edge detection

- Gradient-based edge operators
 - Prewitt
 - Sobel
 - Roberts
- Laplacian zero-crossings
- Canny edge detector
- Hough transform for detection of straight lines
- Circle Hough Transform

Gradient-based edge detection

- Idea (continuous-space): local gradient magnitude indicates edge strength

$$\left| \text{grad}(f(x,y)) \right| = \sqrt{\left(\frac{\partial f(x,y)}{\partial x} \right)^2 + \left(\frac{\partial f(x,y)}{\partial y} \right)^2}$$

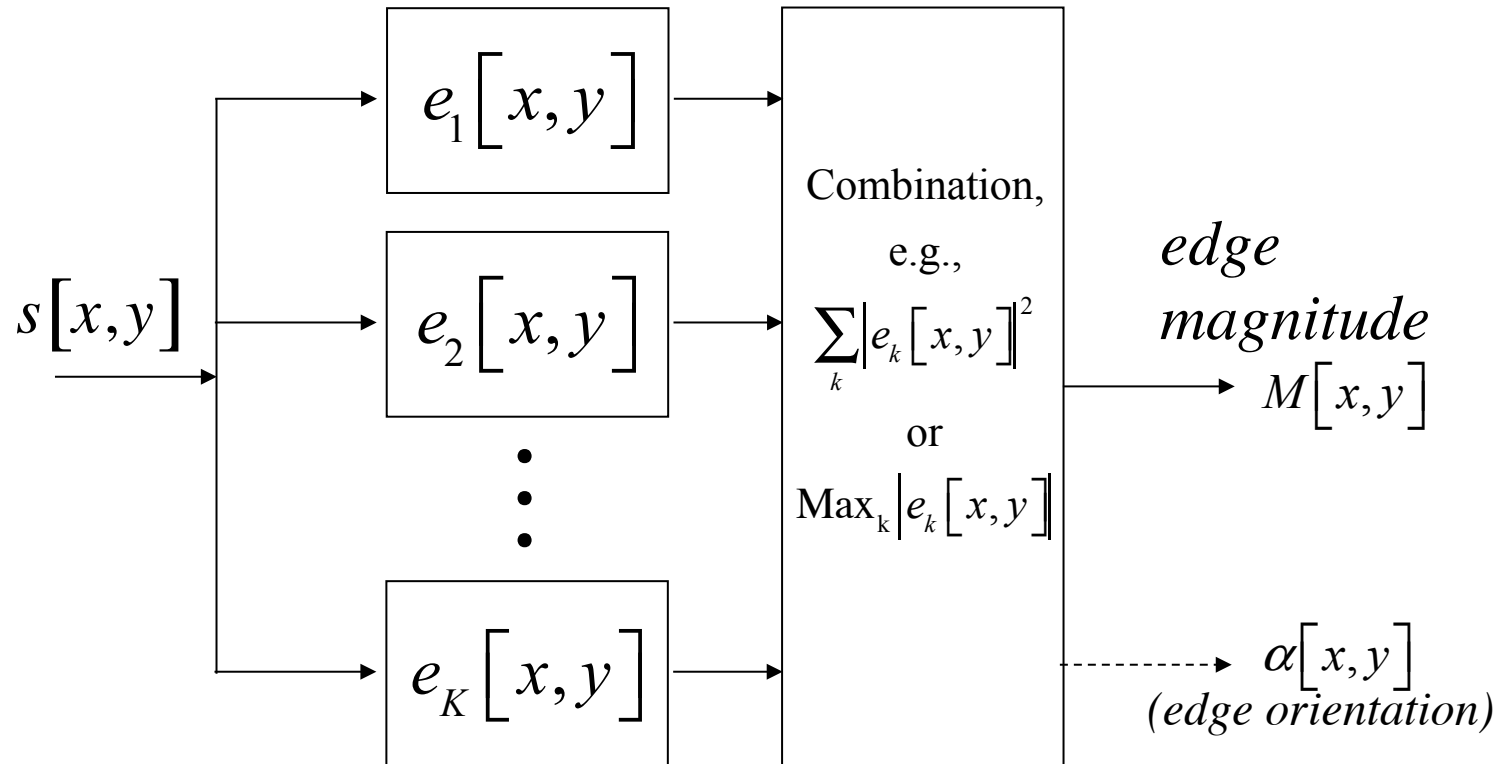
- Digital image:
use finite differences
to approximate
derivatives

- Edge templates

difference	$\begin{pmatrix} -1 & 1 \end{pmatrix}$
central difference	$\begin{pmatrix} -1 & [0] & 1 \end{pmatrix}$
Prewitt	$\begin{pmatrix} -1 & 0 & 1 \\ -1 & [0] & 1 \\ -1 & 0 & 1 \end{pmatrix}$
Sobel	$\begin{pmatrix} -1 & 0 & 1 \\ -2 & [0] & 2 \\ -1 & 0 & 1 \end{pmatrix}$

Practical edge detectors

- Edges can have any orientation
- Typical edge detection scheme uses $K=2$ edge templates
- Some use $K>2$



Gradient filters (K=2)

Central Difference $\begin{pmatrix} 0 & 0 & 0 \\ -1 & [0] & 1 \\ 0 & 0 & 0 \end{pmatrix} \begin{pmatrix} 0 & -1 & 0 \\ 0 & [0] & 0 \\ 0 & 1 & 0 \end{pmatrix}$ Roberts $\begin{pmatrix} [0] & 1 \\ -1 & 0 \end{pmatrix} \begin{pmatrix} [1] & 0 \\ 0 & -1 \end{pmatrix}$

Prewitt $\begin{pmatrix} -1 & 0 & 1 \\ -1 & [0] & 1 \\ -1 & 0 & 1 \end{pmatrix} \begin{pmatrix} -1 & -1 & -1 \\ 0 & [0] & 0 \\ 1 & 1 & 1 \end{pmatrix}$

Sobel $\begin{pmatrix} -1 & 0 & 1 \\ -2 & [0] & 2 \\ -1 & 0 & 1 \end{pmatrix} \begin{pmatrix} -1 & -2 & -1 \\ 0 & [0] & 0 \\ 1 & 2 & 1 \end{pmatrix}$

Kirsch operator (K=8)

$$\text{Kirsch} \begin{pmatrix} +5 & +5 & +5 \\ -3 & [0] & -3 \\ -3 & -3 & -3 \end{pmatrix} \begin{pmatrix} -3 & +5 & +5 \\ -3 & [0] & +5 \\ -3 & -3 & -3 \end{pmatrix} \begin{pmatrix} -3 & -3 & +5 \\ -3 & [0] & +5 \\ -3 & -3 & +5 \end{pmatrix} \begin{pmatrix} -3 & -3 & -3 \\ -3 & [0] & +5 \\ -3 & +5 & +5 \end{pmatrix} \\ \begin{pmatrix} -3 & -3 & -3 \\ -3 & [0] & -3 \\ +5 & +5 & +5 \end{pmatrix} \begin{pmatrix} -3 & -3 & -3 \\ +5 & [0] & -3 \\ +5 & +5 & -3 \end{pmatrix} \begin{pmatrix} +5 & -3 & -3 \\ +5 & [0] & -3 \\ +5 & -3 & -3 \end{pmatrix} \begin{pmatrix} +5 & +5 & -3 \\ +5 & [0] & -3 \\ -3 & -3 & -3 \end{pmatrix}$$

Prewitt operator example



Original
1024x710



Magnitude of
image filtered with

$$\begin{pmatrix} -1 & 0 & 1 \\ -1 & [0] & 1 \\ -1 & 0 & 1 \end{pmatrix}$$

(log display)



Magnitude of
image filtered with

$$\begin{pmatrix} -1 & -1 & -1 \\ 0 & [0] & 0 \\ 1 & 1 & 1 \end{pmatrix}$$

(log display)




Prewitt operator example (cont.)



Sum of squared
horizontal and
vertical gradients
(log display)



threshold = 900



threshold = 4500



threshold = 7200




Sobel operator example



Sum of squared
horizontal and
vertical gradients
(log display)



threshold = 1600



threshold = 8000



threshold = 12800



Roberts operator example




Original
1024x710



Magnitude of
image filtered with

$$\begin{pmatrix} [1] & 0 \\ 0 & -1 \end{pmatrix}$$

(log display)



Magnitude of
image filtered with

$$\begin{pmatrix} [0] & 1 \\ -1 & 0 \end{pmatrix}$$

(log display)




Roberts operator example (cont.)



Sum of squared
diagonal gradients
(log display)



threshold = 100



threshold = 500




threshold = 800



Edge orientation

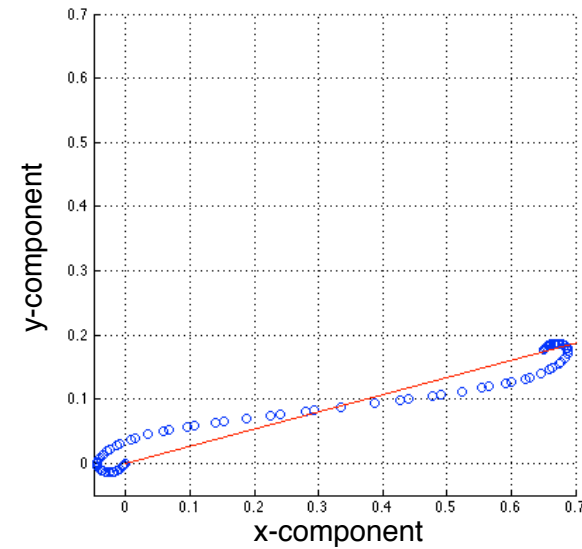
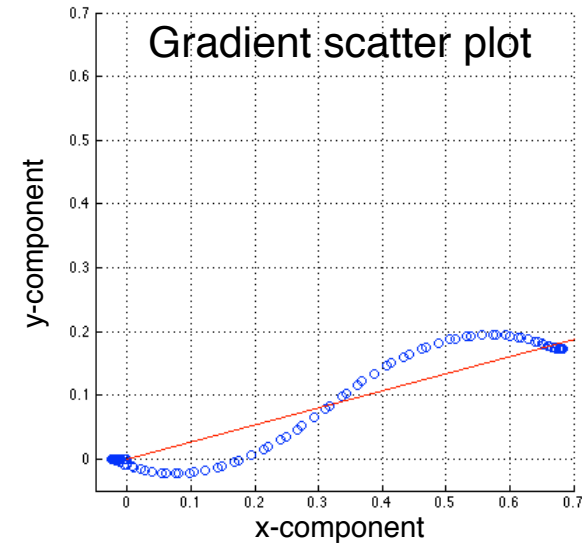

Central
Difference

$$\begin{pmatrix} 0 & 0 & 0 \\ -1 & [0] & 1 \\ 0 & 0 & 0 \end{pmatrix}$$
$$\begin{pmatrix} 0 & -1 & 0 \\ 0 & [0] & 0 \\ 0 & 1 & 0 \end{pmatrix}$$



Roberts

$$\begin{pmatrix} [0] & 1 \\ -1 & 0 \end{pmatrix}$$
$$\begin{pmatrix} [1] & 0 \\ 0 & -1 \end{pmatrix}$$

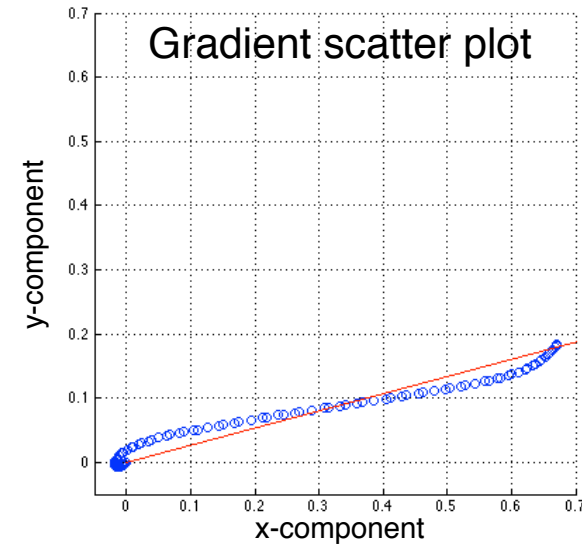



Edge orientation

Prewitt

$$\begin{pmatrix} -1 & 0 & 1 \\ -1 & [0] & 1 \\ -1 & 0 & 1 \end{pmatrix}$$

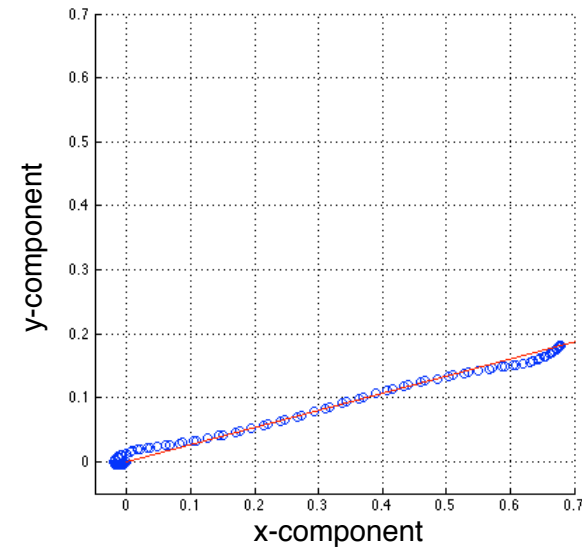

$$\begin{pmatrix} -1 & -1 & -1 \\ 0 & [0] & 0 \\ 1 & 1 & 1 \end{pmatrix}$$



Sobel

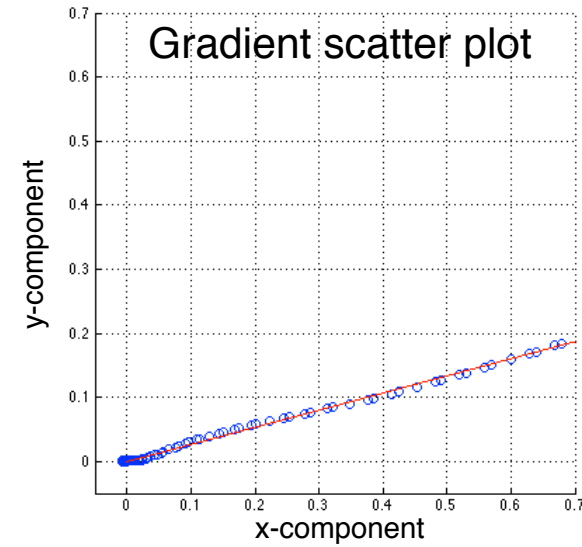

$$\begin{pmatrix} -1 & 0 & 1 \\ -2 & [0] & 2 \\ -1 & 0 & 1 \end{pmatrix}$$

$$\begin{pmatrix} -1 & -2 & -1 \\ 0 & [0] & 0 \\ 1 & 2 & 1 \end{pmatrix}$$



Edge orientation

5x5 “consistent”
gradient operator
[Ando, 2000]



$$\begin{pmatrix} -0.0604 & -0.1632 & 0 & 0.1632 & 0.0604 \\ -0.4286 & -1.1335 & 0 & 1.1335 & 0.4286 \\ -0.7448 & -1.9612 & [0] & 1.9612 & 0.7448 \\ -0.4286 & -1.1335 & 0 & 1.1335 & 0.4286 \\ -0.0604 & -0.1632 & 0 & 0.1632 & 0.0604 \end{pmatrix}$$

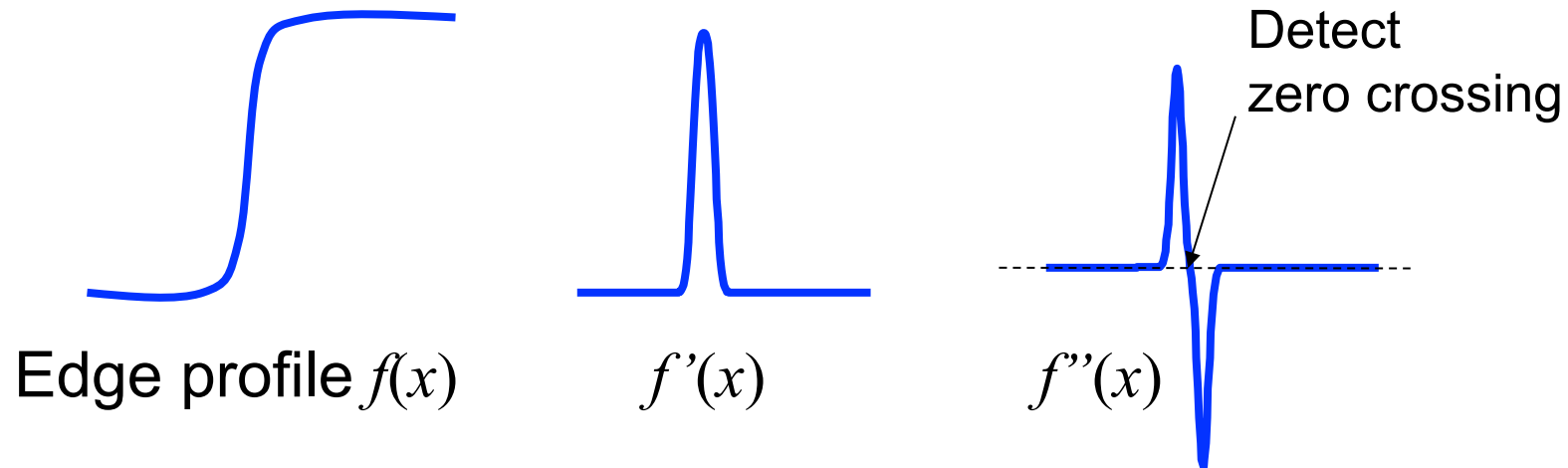
$$\begin{pmatrix} -0.0604 & -0.4286 & -0.7448 & -0.4286 & -0.0604 \\ -0.1632 & -1.1335 & -1.9612 & -1.1335 & -0.1632 \\ 0 & 0 & [0] & 0 & 0 \\ 0.1632 & 1.1335 & 1.9612 & 1.1335 & 0.1632 \\ 0.0604 & 0.4286 & 0.7448 & 0.4286 & 0.0604 \end{pmatrix}$$

Laplacian operator

- Detect edges by considering second derivative

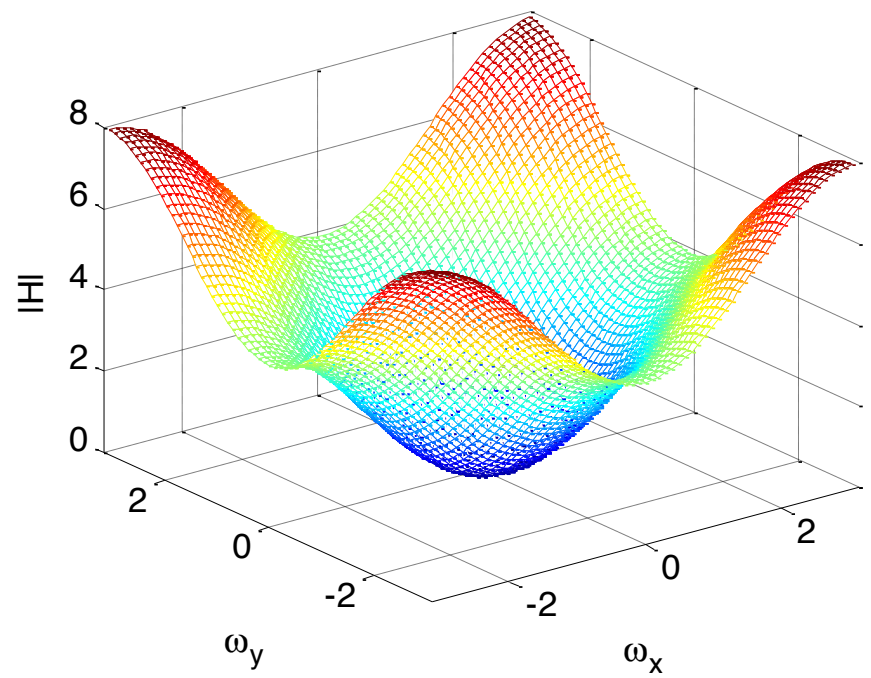
$$\nabla^2 f(x, y) = \frac{\partial^2 f(x, y)}{\partial x^2} + \frac{\partial^2 f(x, y)}{\partial y^2}$$

- Isotropic (rotationally invariant) operator
- Zero-crossings mark edge location

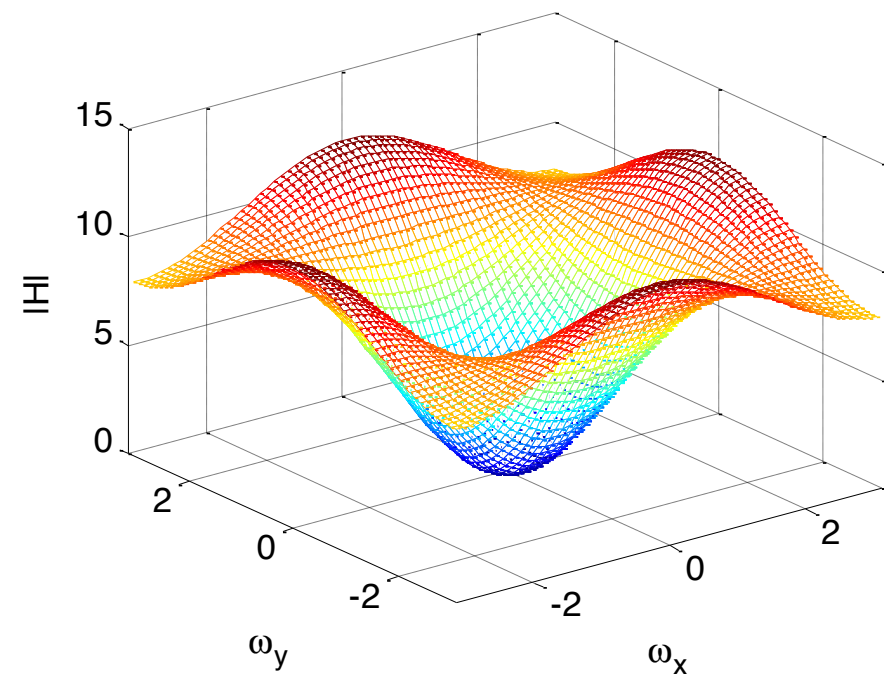


Approximations of Laplacian operator by 3x3 filter

$$\begin{pmatrix} 0 & 1 & 0 \\ 1 & [-4] & 1 \\ 0 & 1 & 0 \end{pmatrix}$$



$$\begin{pmatrix} 1 & 1 & 1 \\ 1 & [-8] & 1 \\ 1 & 1 & 1 \end{pmatrix}$$



Zero crossings of Laplacian



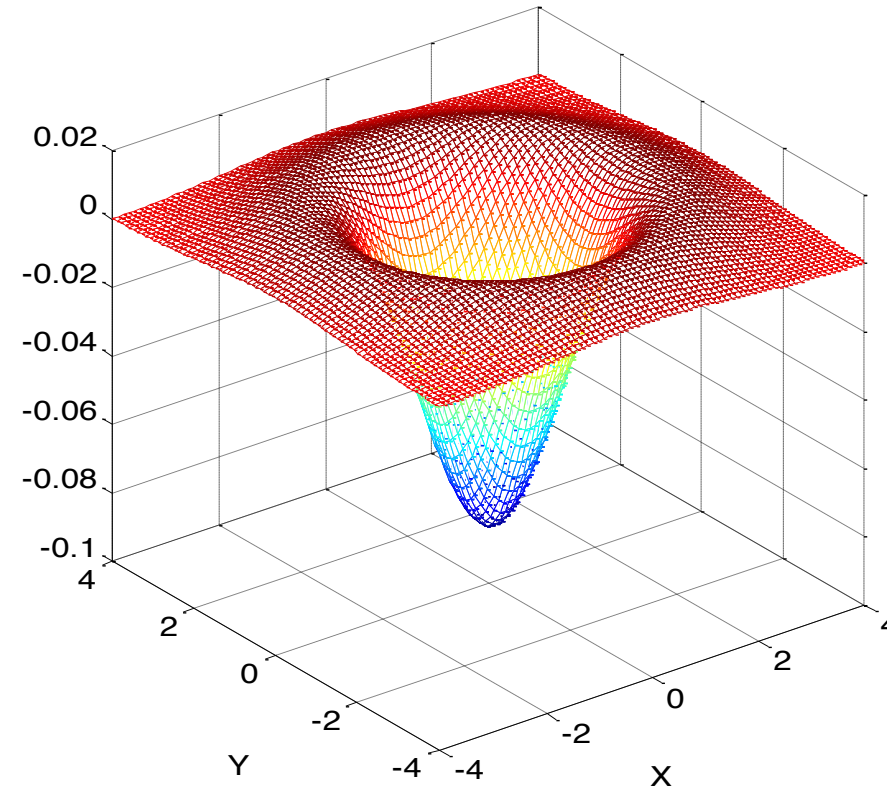
- Sensitive to very fine detail and noise → blur image first
- Responds equally to strong and weak edges
→ suppress zero-crossings with low gradient magnitude



Laplacian of Gaussian

- Filtering of image with Gaussian and Laplacian operators can be combined into convolution with Laplacian of Gaussian (LoG) operator

$$LoG(x, y) = -\frac{1}{\pi\sigma^4} \left(1 - \frac{x^2 + y^2}{2\sigma^2} \right) e^{-\frac{x^2 + y^2}{2\sigma^2}}$$



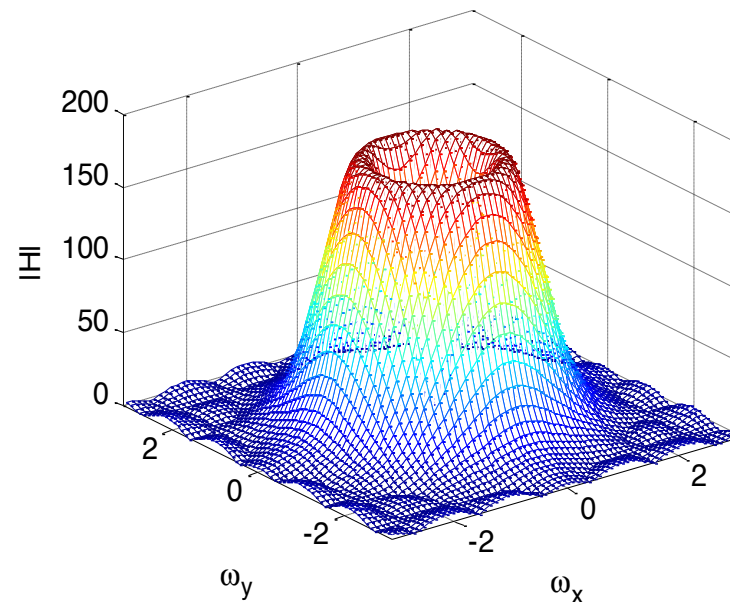
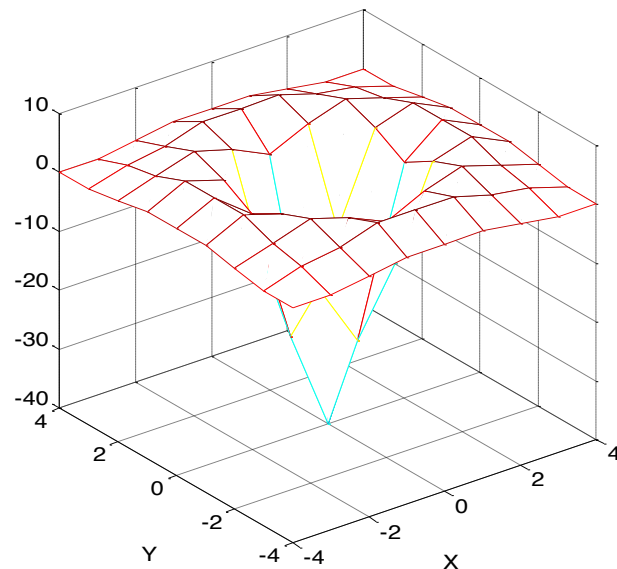
$$\sigma = \sqrt{2}$$



Discrete approximation of Laplacian of Gaussian

$$\sigma = \sqrt{2}$$

0	0	1	2	2	2	1	0	0
0	2	3	5	5	5	3	2	0
1	3	5	3	0	3	5	3	1
2	5	3	-12	-23	-12	3	5	2
2	5	0	-23	-40	-23	0	5	2
2	5	3	-12	-23	-12	3	5	2
1	3	5	3	0	3	5	3	1
0	2	3	5	5	5	3	2	0
0	0	1	2	2	2	1	0	0




Zero crossings of LoG



$$\sigma = \sqrt{2}$$



$$\sigma = 2\sqrt{2}$$



$$\sigma = 4\sqrt{2}$$



$$\sigma = 8\sqrt{2}$$




Zero crossings of LoG – gradient-based threshold



$$\sigma = \sqrt{2}$$



$$\sigma = 2\sqrt{2}$$



$$\sigma = 4\sqrt{2}$$



$$\sigma = 8\sqrt{2}$$



Canny edge detector

1. Smooth image with a Gaussian filter
2. Approximate gradient magnitude and angle (use Sobel, Prewitt . . .)

$$M[x, y] \approx \sqrt{\left(\frac{\partial f}{\partial x}\right)^2 + \left(\frac{\partial f}{\partial y}\right)^2}$$

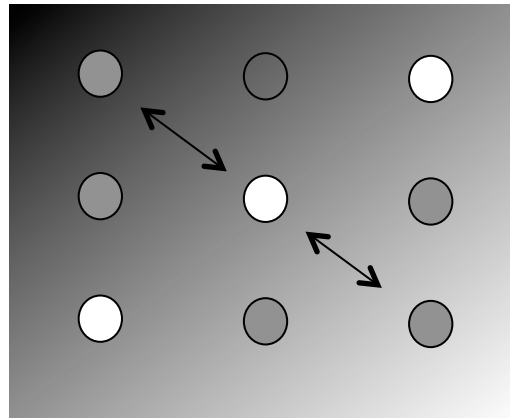
$$\alpha[x, y] \approx \tan^{-1}\left(\frac{\partial f / \partial y}{\partial f / \partial x}\right)$$

3. Apply nonmaxima suppression to gradient magnitude
4. Double thresholding to detect strong and weak edge pixels
5. Reject weak edge pixels not connected with strong edge pixels

[Canny, IEEE Trans. PAMI, 1986]

Canny nonmaxima suppression

- Quantize edge normal to one of four directions: horizontal, -45° , vertical, $+45^\circ$
- If $M[x,y]$ is smaller than either of its neighbors in edge normal direction
→ suppress; else keep.



[Canny, IEEE Trans. PAMI, 1986]

Canny thresholding and suppression of weak edges

- Double-thresholding of gradient magnitude

$$\text{Strong edge: } M[x, y] \geq \theta_{high}$$

$$\text{Weak edge: } \theta_{high} > M[x, y] \geq \theta_{low}$$

- Typical setting: $\theta_{high} / \theta_{low} = 2 \dots 3$
- Region labeling of edge pixels
- Reject regions without strong edge pixels

[Canny, IEEE Trans. PAMI, 1986]


Canny edge detector



$$\sigma = \sqrt{2}$$



$$\sigma = 2\sqrt{2}$$

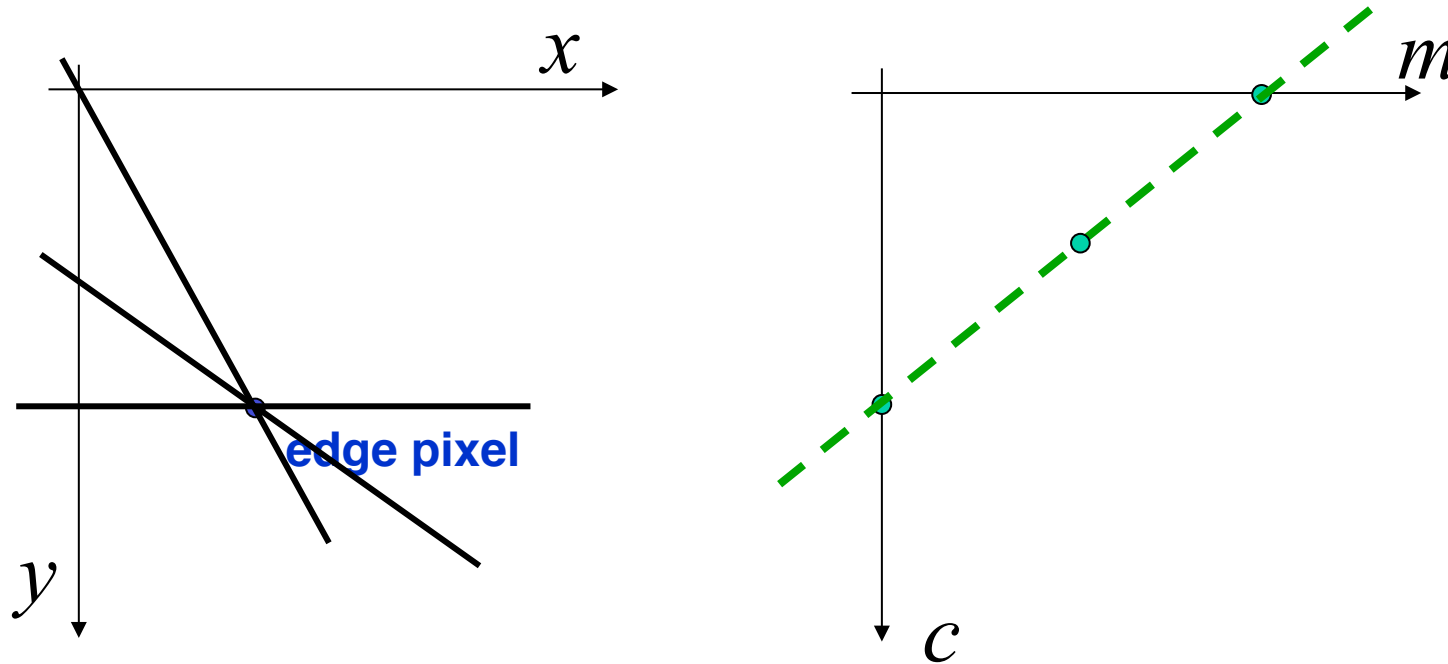


$$\sigma = 4\sqrt{2}$$



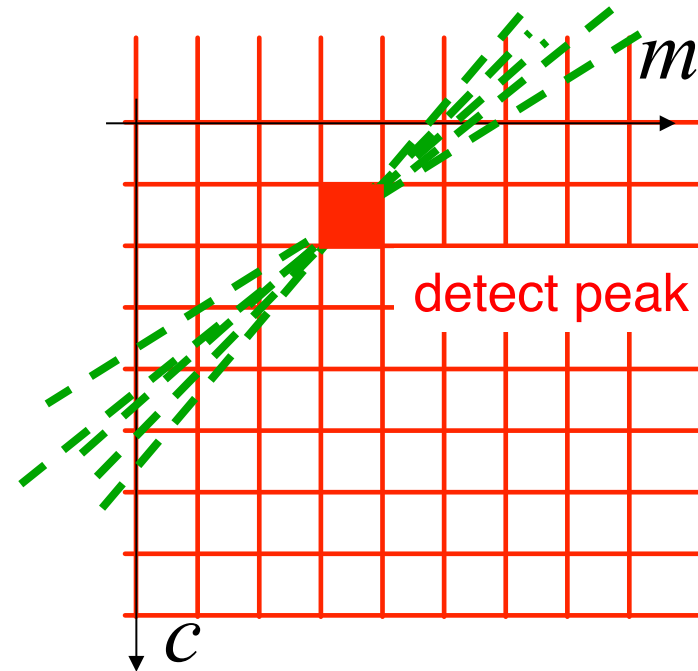
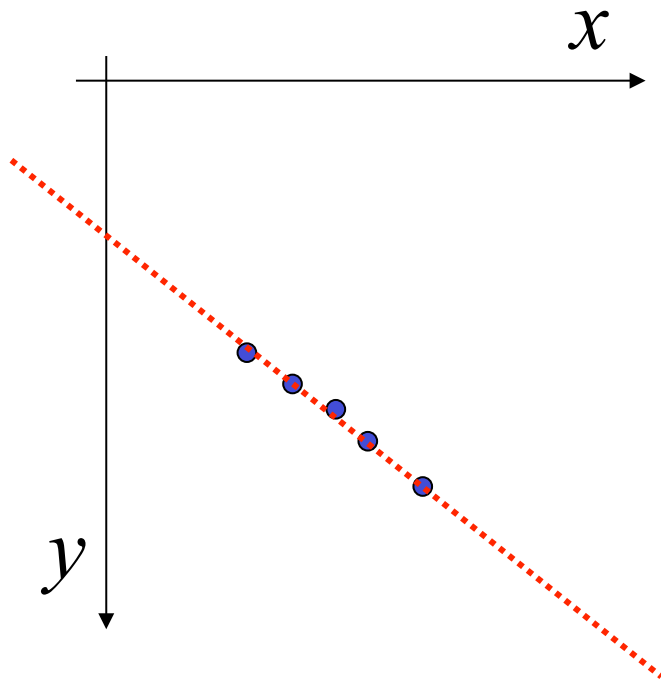
Hough transform

- Problem: fit a straight line (or curve) to a set of edge pixels
- Hough transform (1962): generalized template matching technique
- Consider detection of straight lines $y = mx + c$



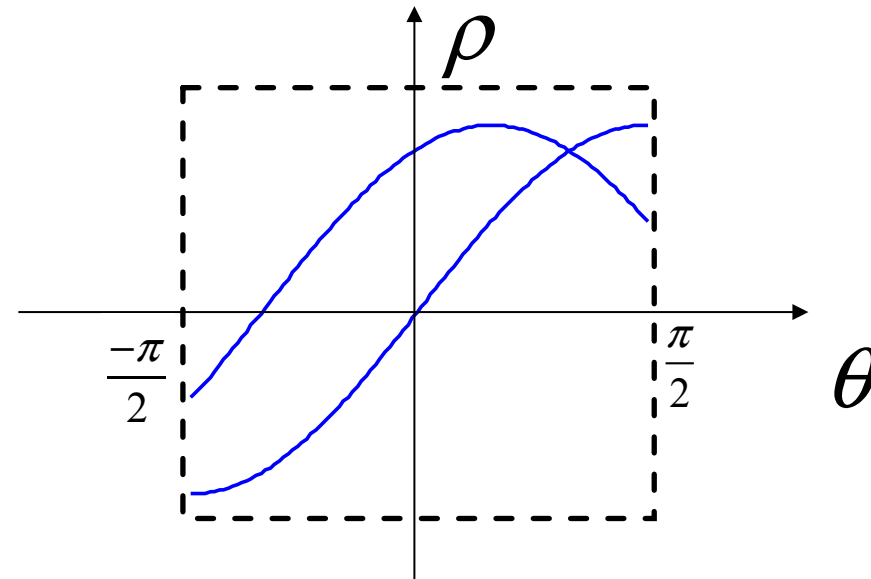
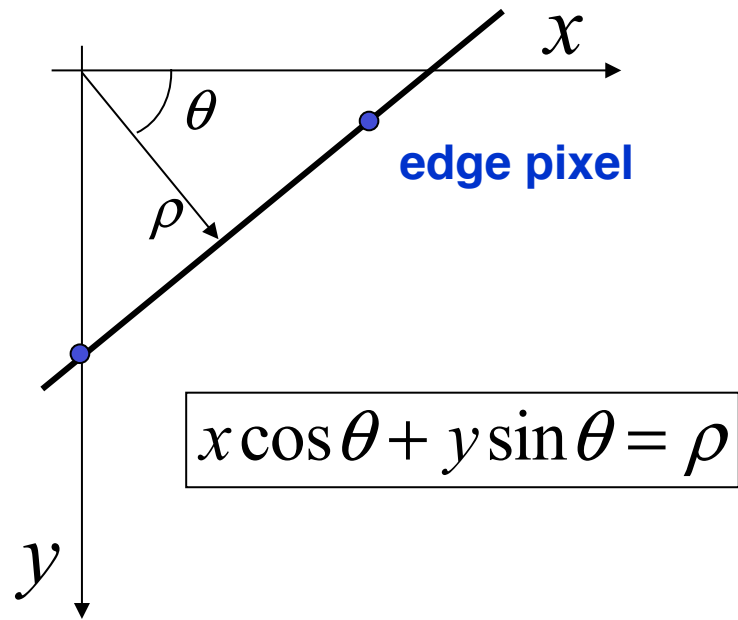
Hough transform (cont.)

- Subdivide (m,c) plane into discrete “bins,” initialize all bin counts by 0
- Draw a line in the parameter space $[m,c]$ for each edge pixel $[x,y]$ and increment bin counts along line.
- Detect peak(s) in $[m,c]$ plane



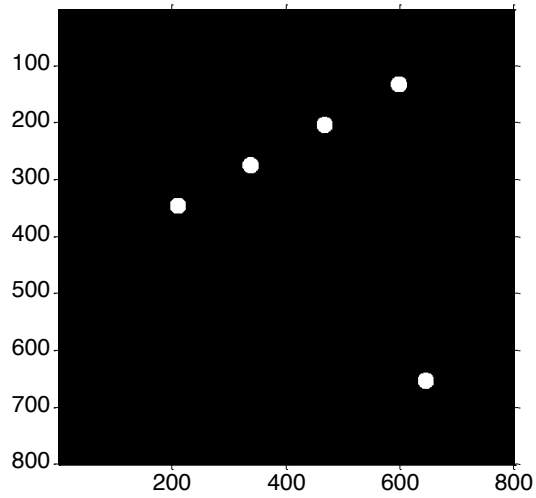
Hough transform (cont.)

- Alternative parameterization avoids infinite-slope problem

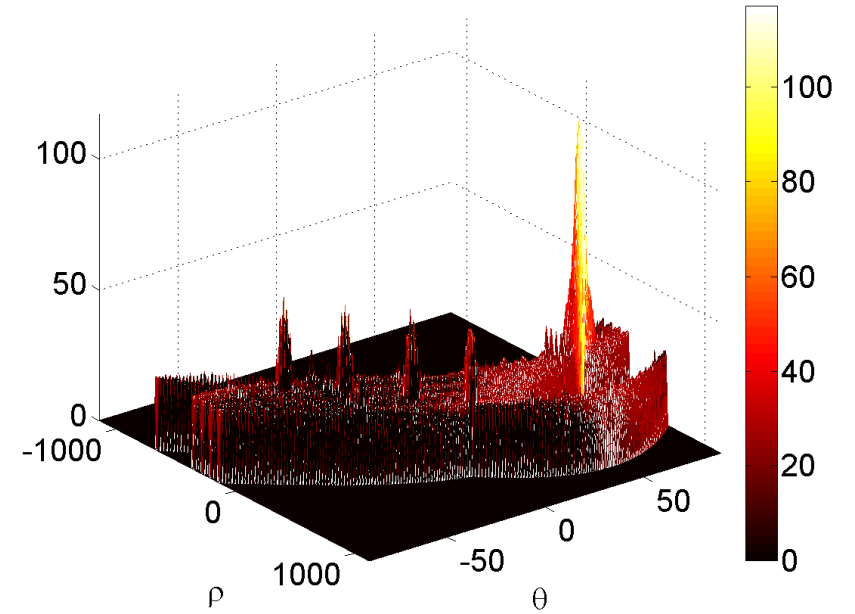
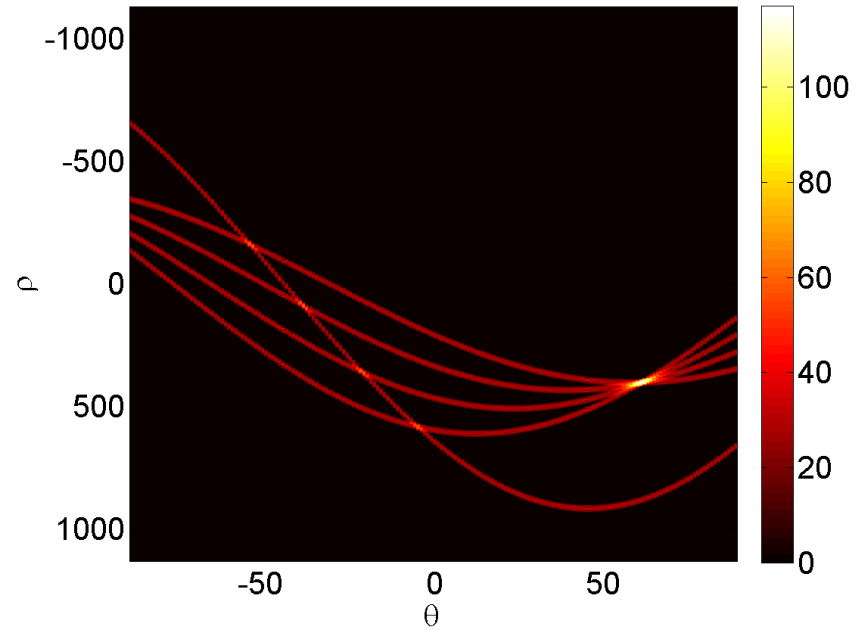


- Similar to Radon transform

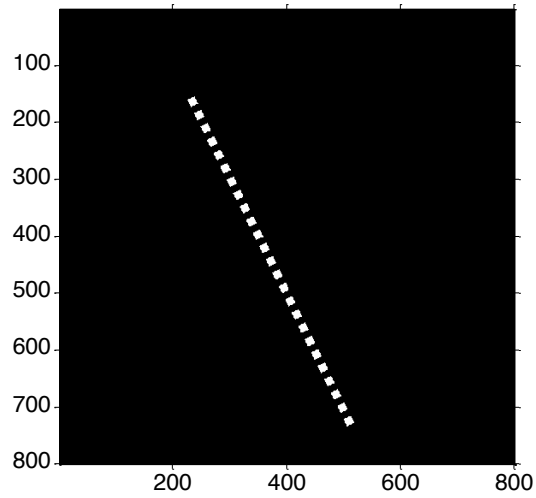
Hough transform example



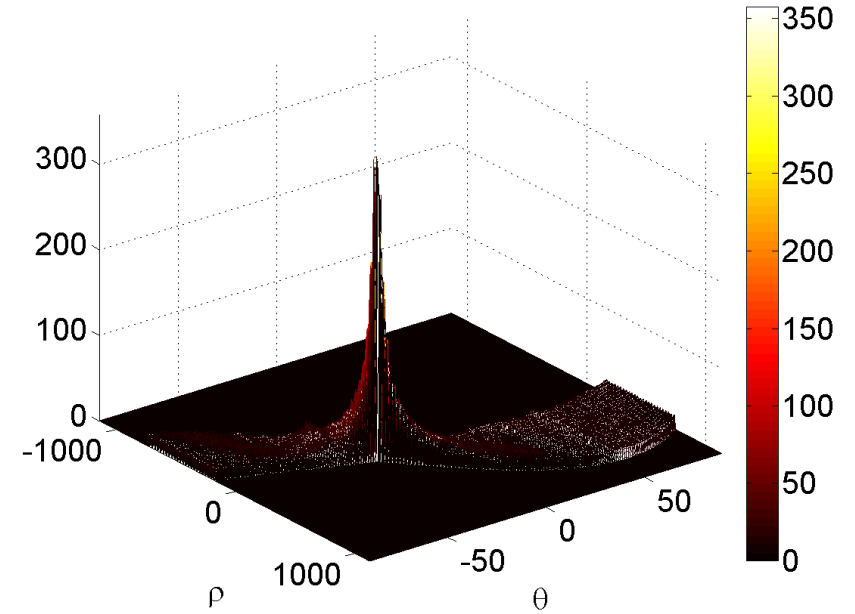
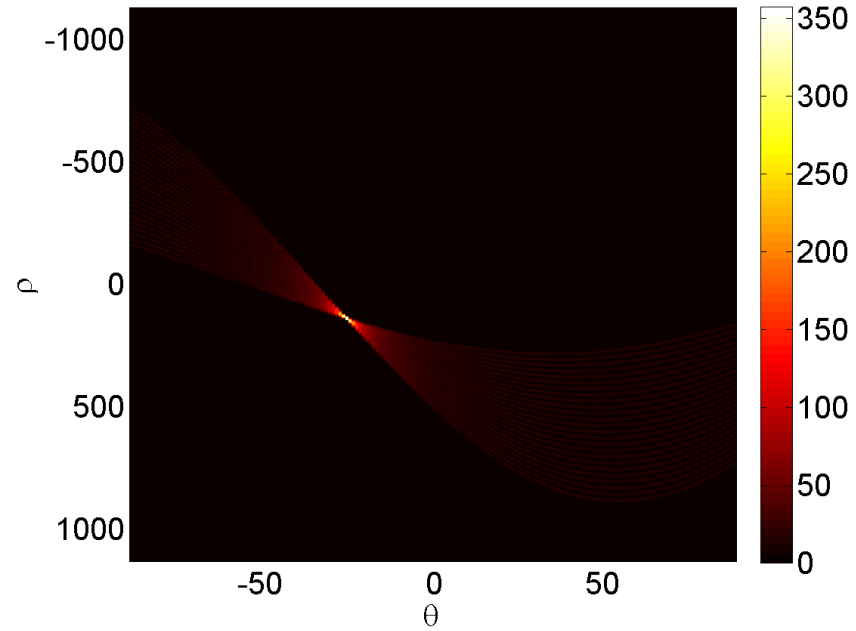
Original image



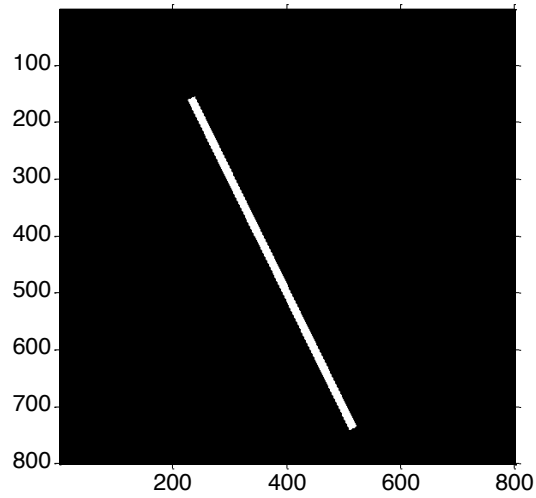
Hough transform example



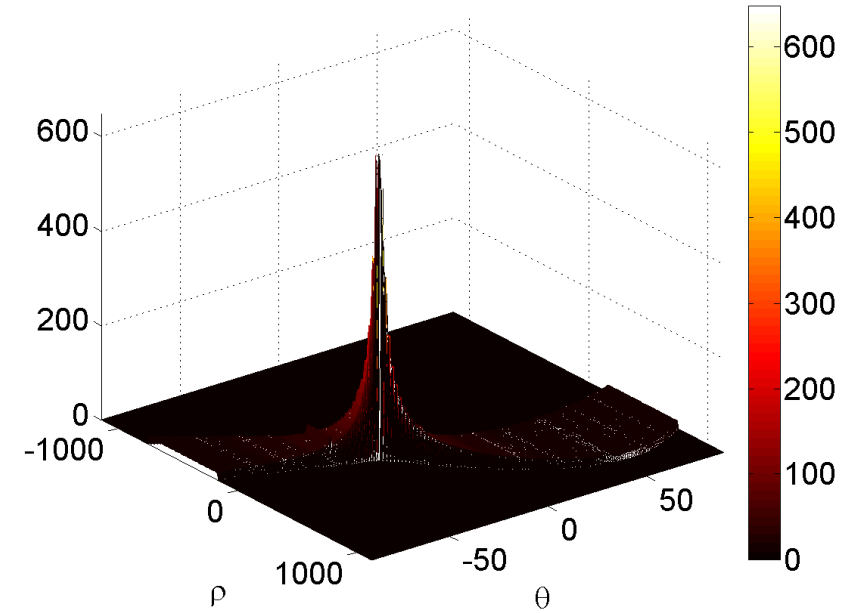
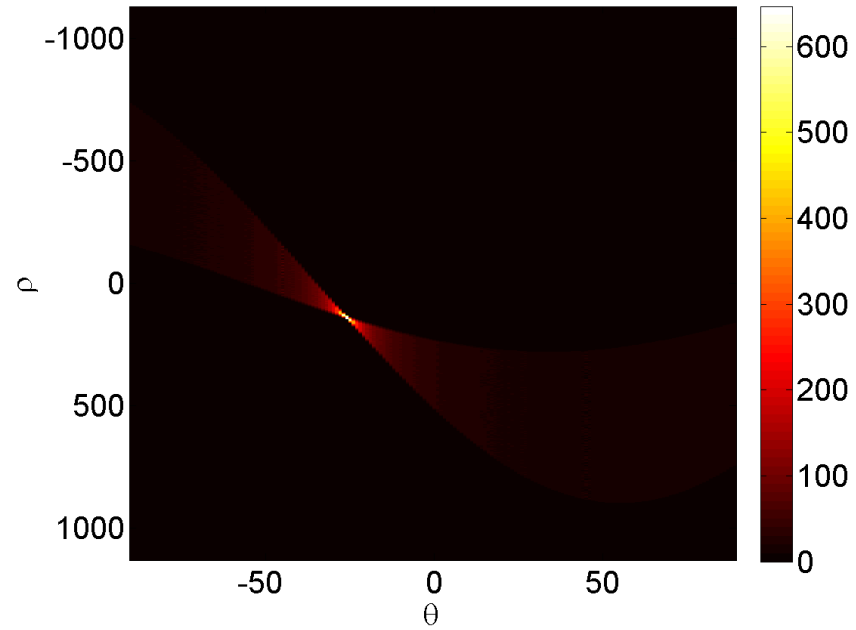
Original image



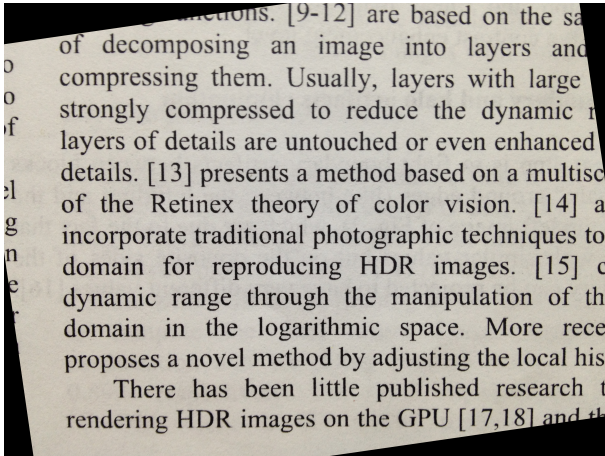
Hough transform example



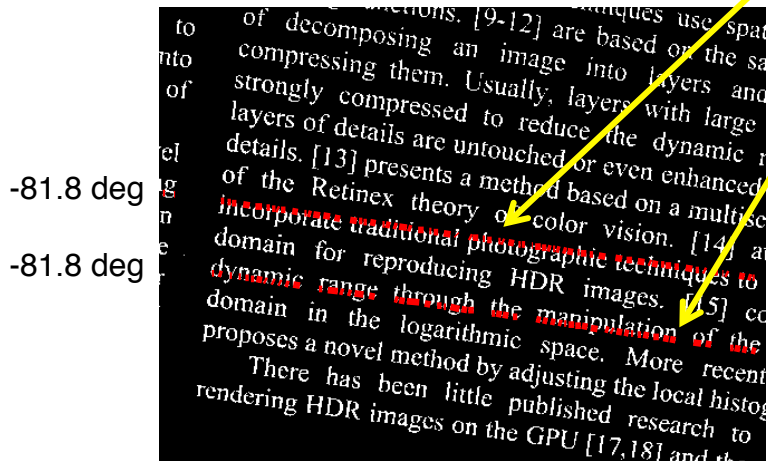
Original image



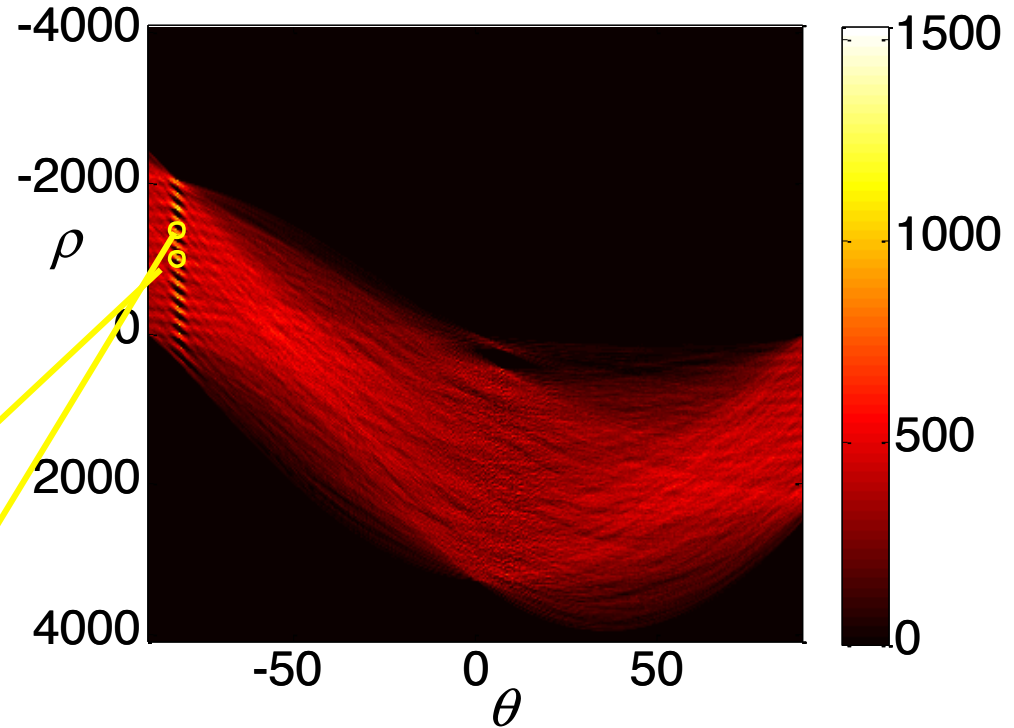
Hough transform example



De-skewed Paper

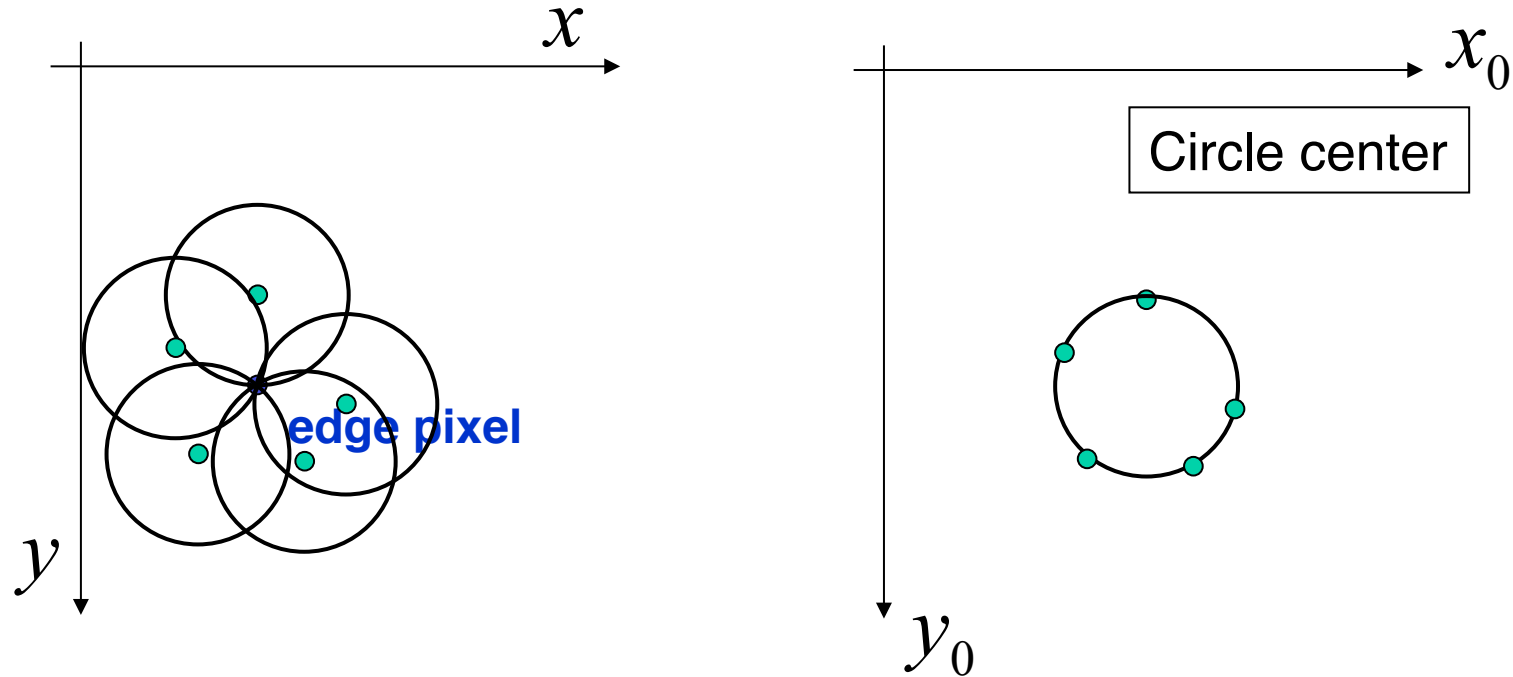


Global thresholding



Circle Hough Transform

- Find circles of fixed radius r



- Equivalent to convolution (template matching) with a circle

Circle Hough Transform for unknown radius

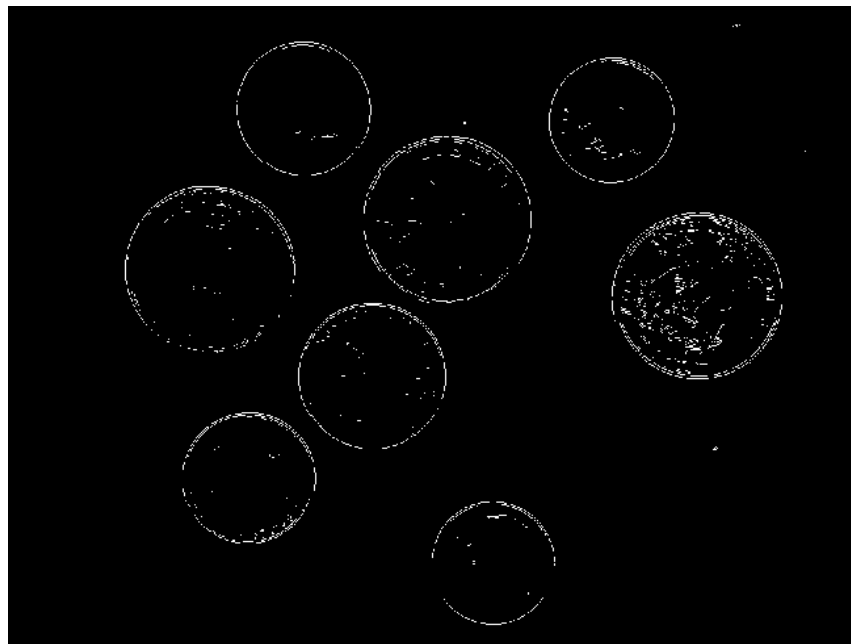
- 3-d Hough transform for parameters (x_0, y_0, r)

Example: circle detection by Hough transform

Original
coins image



Prewitt edge detection



Detected circles

