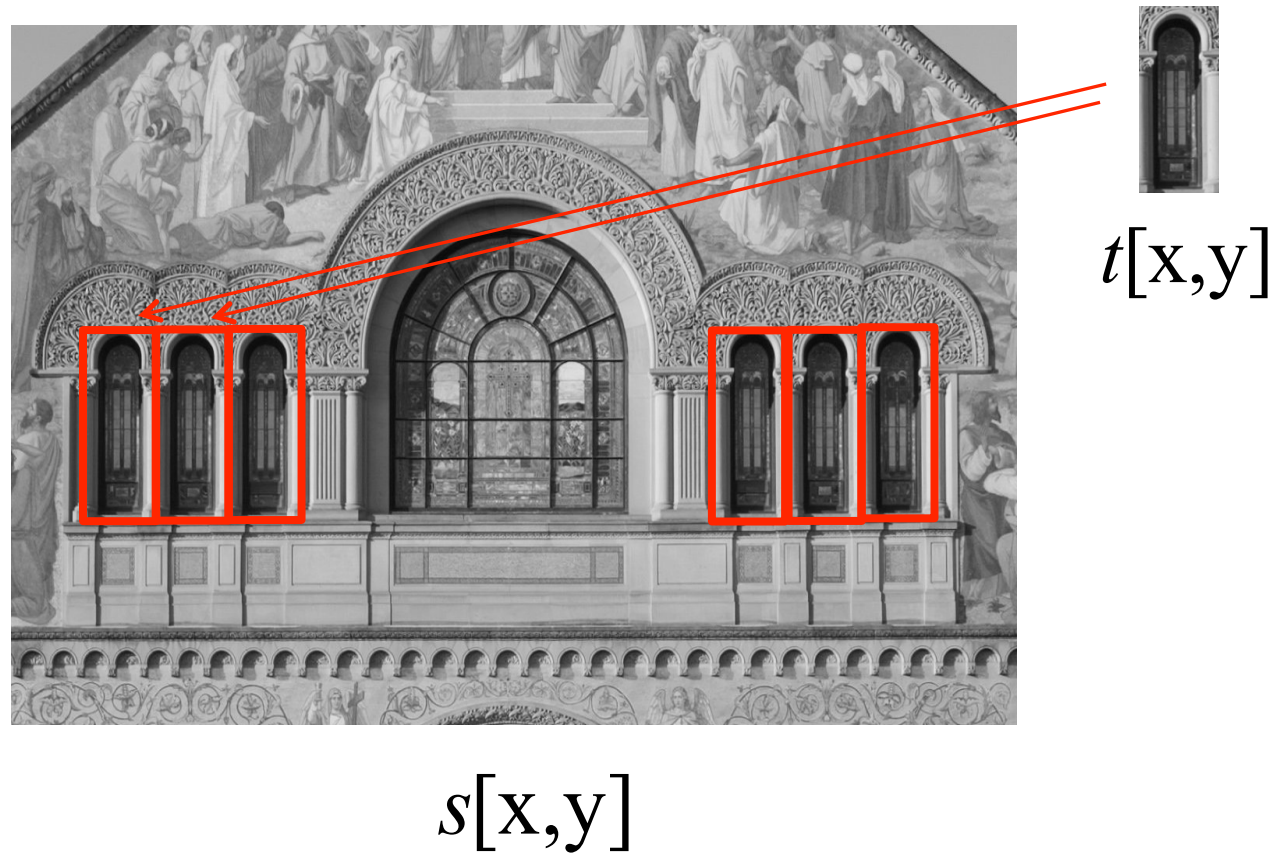


Template matching

- Problem: locate an object, described by a template $t[x,y]$, in the image $s[x,y]$
- Example



Template matching (cont.)

- Search for the best match by minimizing mean-squared error

$$\begin{aligned} E[p, q] &= \sum_{x=-\infty}^{\infty} \sum_{y=-\infty}^{\infty} [s[x, y] - t[x - p, y - q]]^2 \\ &= \sum_{x=-\infty}^{\infty} \sum_{y=-\infty}^{\infty} |s[x, y]|^2 + \sum_{x=-\infty}^{\infty} \sum_{y=-\infty}^{\infty} |t[x, y]|^2 - 2 \sum_{x=-\infty}^{\infty} \sum_{y=-\infty}^{\infty} s[x, y] \cdot t[x - p, y - q] \end{aligned}$$

- Equivalently, maximize *area correlation*


$$r[p, q] = \sum_{x=-\infty}^{\infty} \sum_{y=-\infty}^{\infty} s[x, y] \cdot t[x - p, y - q] = s[p, q] * t[-p, -q]$$

- Area correlation is equivalent to convolution of image $s[x, y]$ with impulse response $t[-x, -y]$

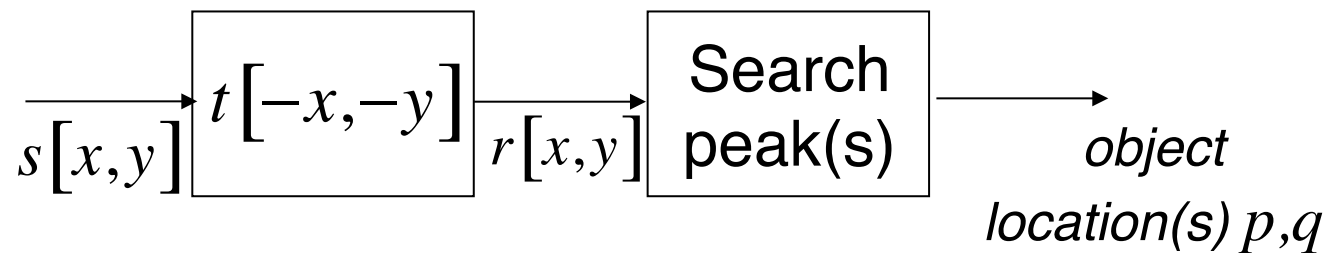
Template matching (cont.)

- From Cauchy-Schwarz inequality

$$r[p, q] = \sum_{x=-\infty}^{\infty} \sum_{y=-\infty}^{\infty} s[x, y] \cdot t[x-p, y-q] \leq \sqrt{\left(\sum_{x=-\infty}^{\infty} \sum_{y=-\infty}^{\infty} |s[x, y]|^2 \right) \left(\sum_{x=-\infty}^{\infty} \sum_{y=-\infty}^{\infty} |t[x, y]|^2 \right)}$$



- Equality, iff $s[x, y] = \alpha \cdot t[x-p, y-q]$ with $\alpha \geq 0$
- Block diagram of template matcher



- Remove mean before template matching to avoid bias towards bright image areas

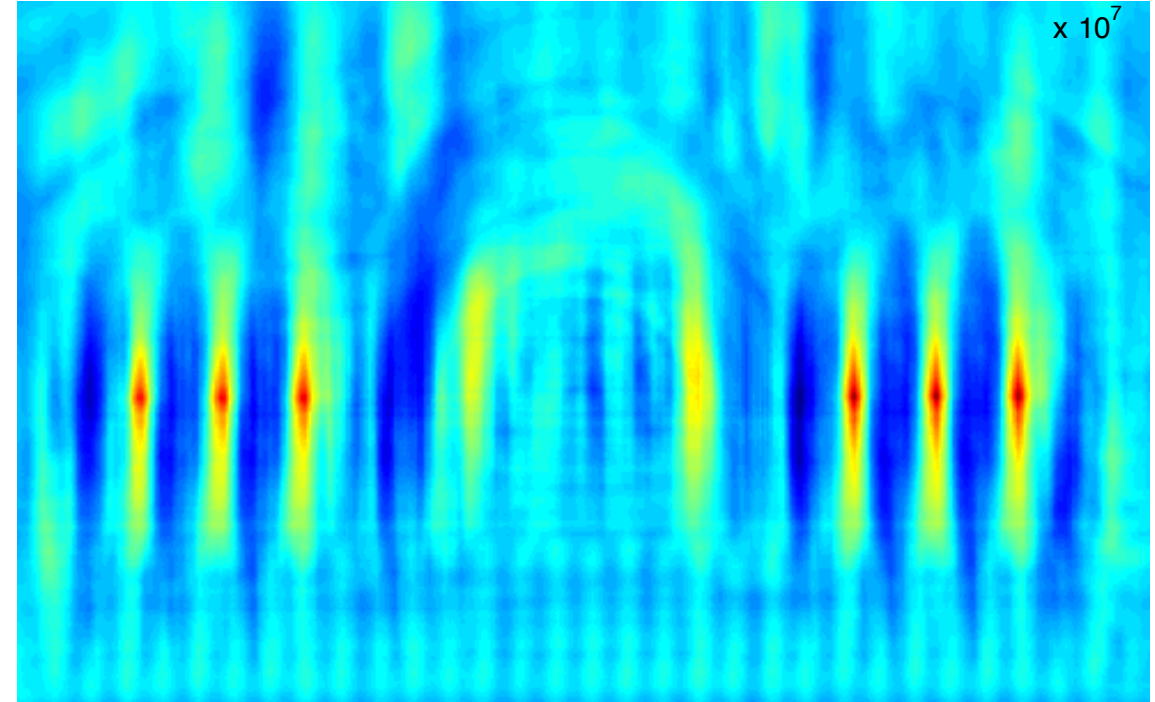
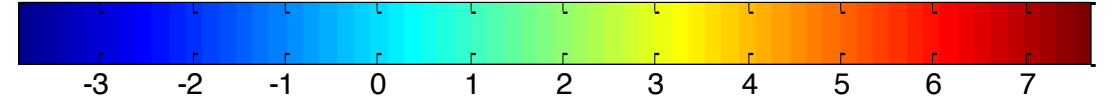
Template matching example



$t[x,y]$



$s[x,y]$

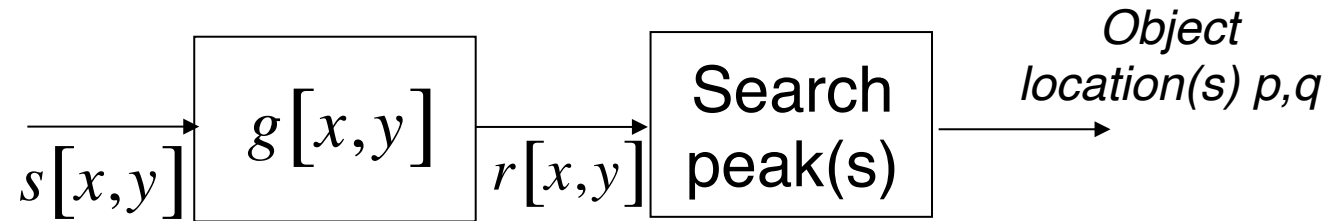


$r[p,q]$



Matched filtering

- Consider signal detection problem



- Signal model

$$s[x,y] = t[x-p, y-q] + n[x,y]$$

Diagram illustrating the signal model:

- $t[x-p, y-q]$ is labeled as a "shifted template".
- $n[x,y]$ is labeled as "Other objects: 'noise' or 'clutter'" and is associated with the expression $\Phi(e^{j\omega_x}, e^{j\omega_y})$.

- Problem: design filter $g[x,y]$ to maximize

$$SNR = \frac{\text{signal}}{\text{noise}} = \frac{|t[x,y] * g[x,y]|^2}{E\{|n[x,y] * g[x,y]|^2\}}$$

Diagram illustrating the SNR formula:

- The numerator $|t[x,y] * g[x,y]|^2$ is labeled as a "correct peak".
- The denominator $E\{|n[x,y] * g[x,y]|^2\}$ is labeled as "false readings".

Matched filtering (cont.)

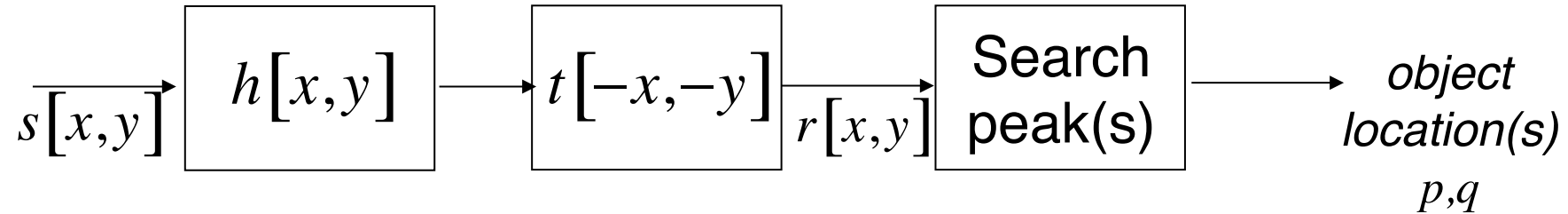
- Optimum filter has frequency response

$$G(e^{j\omega_x}, e^{j\omega_y}) = \frac{T^*(e^{j\omega_x}, e^{j\omega_y})}{\Phi_{nn}(e^{j\omega_x}, e^{j\omega_y})}$$

- for detailed proof see Prof. Girod's videos online

Matched filtering (cont.)


- Optimum detection: prefiltering & template matching



$$h[x, y] = \frac{1}{4\pi^2} \int_{-\pi}^{\pi} \int_{-\pi}^{\pi} \frac{1}{\Phi(e^{j\omega_x}, e^{j\omega_y})} e^{j\omega_x x + j\omega_y y} d\omega_x d\omega_y$$

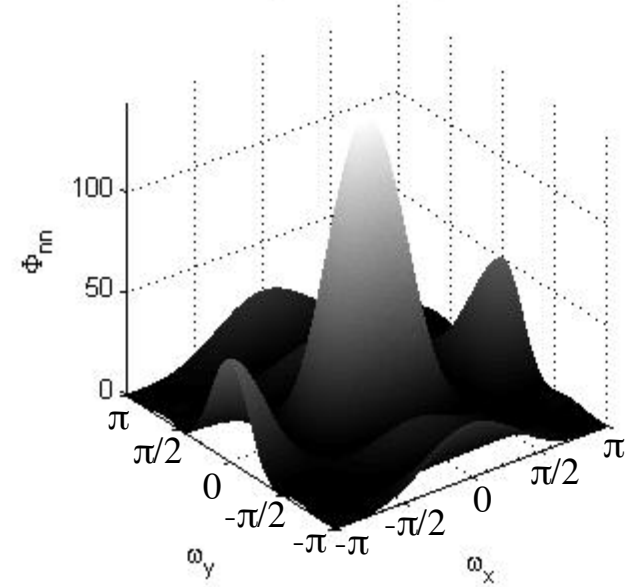
- For white noise $n[x, y]$, no prefiltering $h[x, y]$ required
- Low frequency clutter: highpass prefilter

Matched filtering example

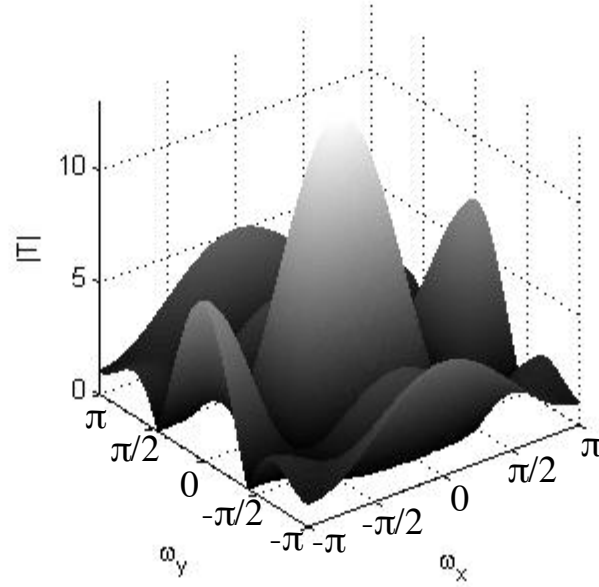


Matched filtering example (cont.)

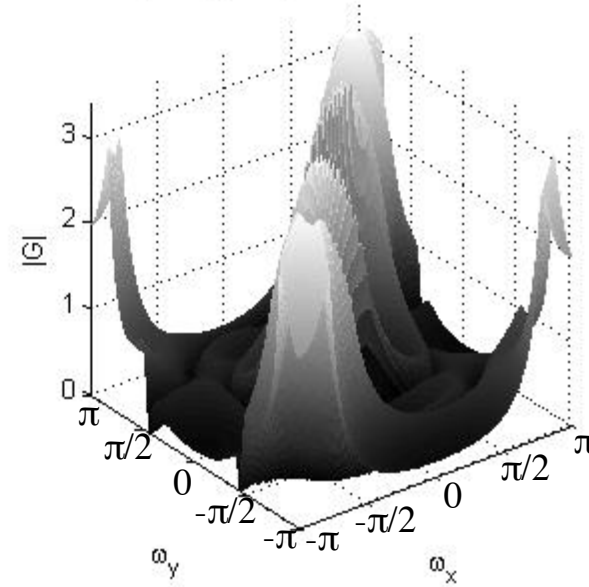
Power Spectral Density of Clutter




Frequency Response of Template




Frequency Response of Matched Filter




Matched Filter
Impulse Response
(180° rotated)



Template

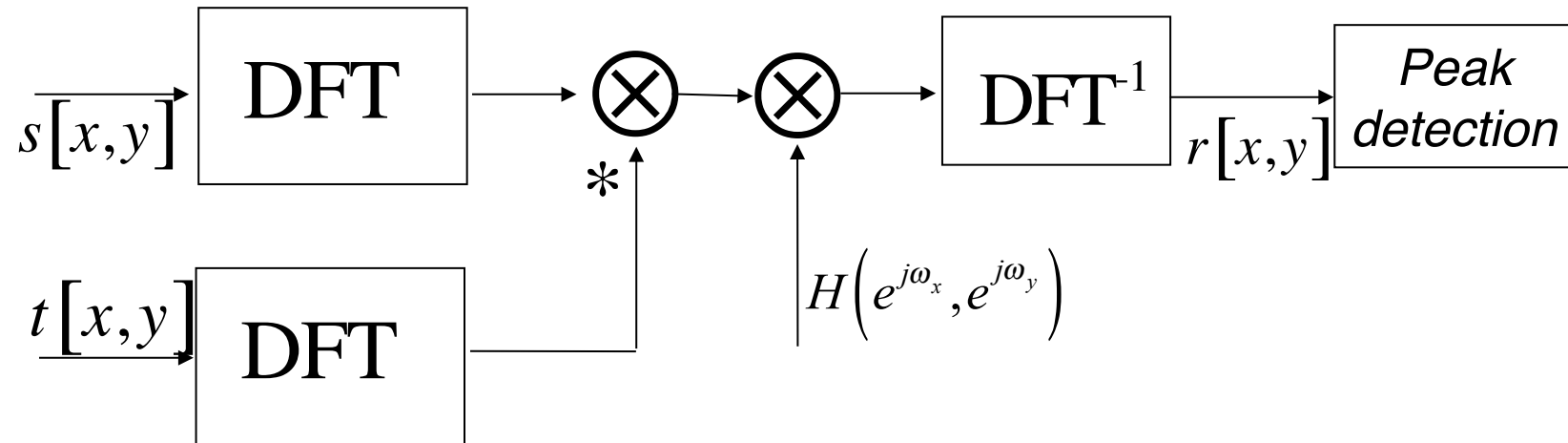


Clutter



Phase correlation

- Efficient implementation employing the Discrete Fourier Transform



- Phase correlation

$$H(e^{j\omega_x}, e^{j\omega_y}) = \frac{1}{\left| S(e^{j\omega_x}, e^{j\omega_y}) \right| \left| T(e^{j\omega_x}, e^{j\omega_y}) \right|}$$