

Magical Bridge Playground Project

Erich Smith

Introduction to the Project



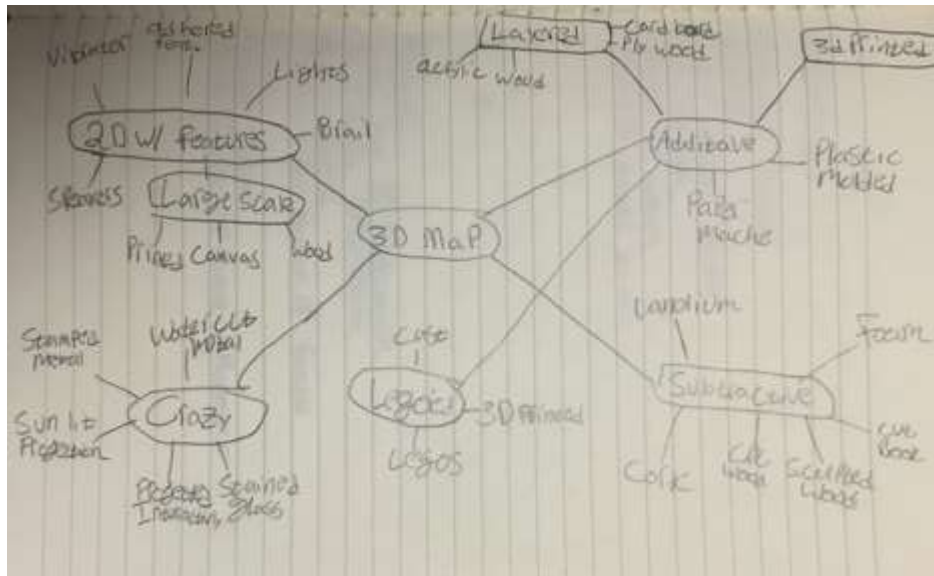
**MAGICAL BRIDGE
PLAYGROUND**

Where Everyone Can Play!

Necessity



Design Beginnings



Engr 110 web.sanford.edu/class/enr

Making Ideas:



Base:

- ★ Layered acrylic 24x48" or 18x24"
- ★ Layered wood
- 3D Printed pieces
- ~~Cast~~
- Moulded wood
- Paper mache
- ~~Digital file~~
- ★ Formed plastic over foam
- Hybrid
- ~~Printed out~~
- Large on the floor (Ply wood)
- Epoxied Cardboard
- ★ Clay/ceramic
- Shaved Boards
- Cork board
- CNCed wood
- Simply Printed
-

Park Aspects:

- Swinging
- Spinning
- Tot Play
- Tree house
- Sliding mound
- Harp/music Area

Top Design



Looking Forward

